

Goals of the Fund

The Fund is created having in mind the clients who wish to harvest an attractive return by using the global growth of world economy, especially in the most developed economies of the world, such as the USA, Germany and Switzerland. Our goal is to build in our portfolio with the shares of the companies in Stoxx Euro 50 and DOWJ indexes. The return will be effectuated through investing the Fund's assets into shares of large companies that create global demand and are the main driving forces of economic development. Through investing in the Fund, the clients will be able to achieve diversification of their capital and accomplish their personal financial goals, while having high liquidity of the investment. *

* Detailed information can be found in the Prospectus.

Information about the Fund

Name of the Fund	WVP Top Invest
Inception Date	3/29/2018
Currency of the shares	LEK
Net value	230.008.573,75 ALL
Unit Price	1.133,2962
Fund Type	Accumulation
Custody Bank	First Investment Bank Albania
Subcustody Bank	First Investment Bank Bulgaria Clearstream
Benchmark	WVP Benchmark
Standard deviation	15,70%
Risk class	6

Fees

Fees paid by investor:

up to 2.035.000	5.0%
2.035.001 - 3.400.000	4.5%
3.400.001 - 6.800.000	4.0%
6.800.001 - 13.600.000	3.5%
13.600.001 - 34.000.000	3.0%
34.000.001 - 68.000.000	2.5%
68.000.001 - 136.000.000	2.0%
136.000.001 - 340.000.000	1.5%
over 340.000.000	1.0%

Exit fee

not chargeable (0%)

Fees paid by the Fund:

Management fee	2% annually
Custody bank fee	0,2% annually

Performance

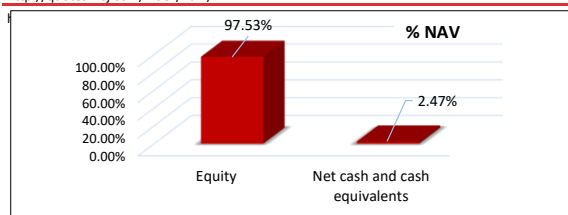
	WVP Top Invest %	WVP Benchmark ** %
1M	-4,98	-0.04
3M	0,86	0.01
6M	10,93	0.12
1 Year	0,79	0.08
YTD	4,05	0.04

Total Return since inception % 13,33

**WVP Benchmark Calculation : 30 % DOWJ / 70 % Stoxx Europe 50 - 2.5 % TER

Source of data: The Wall Street Journal

<http://quotes.wsj.com/index/DJIA/>



The fund is not listed on the stock exchange and can not be traded. Official information, purchase and sale of units are done direct through WVP Fund Management Tirana

For purchase of units of WVP Top Invest please follow these payment instructions:

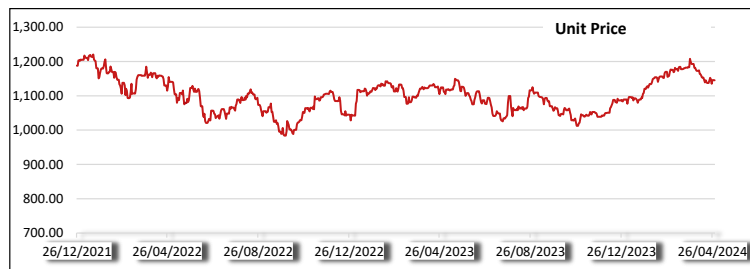
IBAN AL1821511031ALL1000011282800

SWIFT FINVALTR

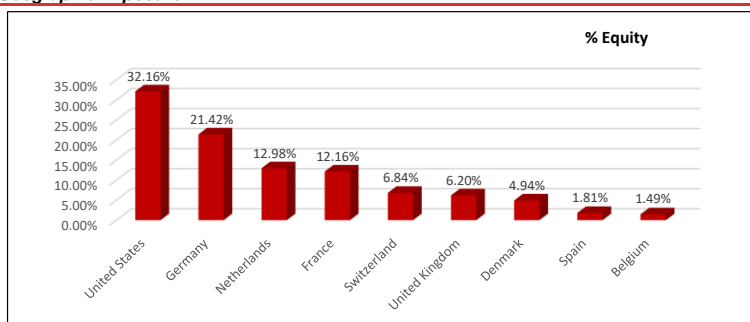
This Portfolio Structure Report of the Fund is issued on a quarterly basis and is published on the web-site of the Company. The returns published in the report have been actually accomplished in the past and should be taken as an indicator, i.e. are not a guarantee for future returns. Detailed information on the Funds can be obtained from the Prospectus and the Statute of the Fund, published on the web-site www.wvpfunds.al, by phone at +355 (4) 22 24 525 or at the following email address: contact@wvpfunds.al

Top 10 Holdings

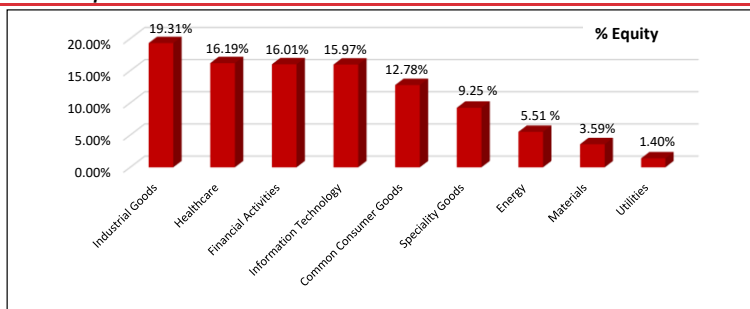
Novo Nordisk A/S	4.82%
ASML Holding NV	4.34%
LVHM Moet Hennessy Louis Vuitton SE	3.42%
Microsoft Corp	3.32%
Siemens AG	2.71%
Schneider Electric SE	2.49%
Unilever PLC	2.39%
SAP SE	2.33%
Apple Inc	2.29%
Facebook Inc	2.21%
Total	30.32%



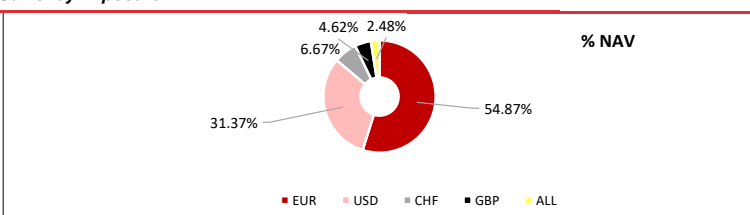
Geographic Exposure



Sectoral Exposure



Currency Exposure



No.	Name Of The Company	ISIN	Currency	No. Of Shares	Price	Exchange Rate	Value in ALL	%NAV
1	Novo Nordisk A/S	DK0060534915	EUR	910	121.0300	100.640000	11,084,217.87	4.82
2	ASML Holding NV	NL0010273215	EUR	119	832.6000	100.640000	9,971,350.82	4.34
3	LVMH Moët Hennessy Louis Vuitton SE	FR0000121014	EUR	101	774.4000	100.640000	7,871,497.22	3.42
4	Microsoft Corp	US5949181045	USD	209	389.3300	93.770000	7,630,062.09	3.32
5	Siemens AG	DE0007236101	EUR	353	175.7000	100.640000	6,241,904.14	2.71
6	Schneider Electric SE	FR0000121972	EUR	265	215.0000	100.640000	5,733,964.00	2.49
7	Unilever PLC	GB00B10RZP78	EUR	1,127	48.4100	100.640000	5,490,724.16	2.39
8	SAP SE	DE0007164600	EUR	313	169.8600	100.640000	5,350,644.36	2.33
9	Apple Inc	US0378331005	USD	330	170.0200	93.770000	5,261,115.88	2.29
10	Facebook Inc	US30303M1027	USD	126	429.9900	93.770000	5,080,340.45	2.21
11	Nestle	CH0038863350	CHF	483	92.2000	102.980000	4,585,967.15	1.99
12	Deutsche Telekom AG	DE0005557508	EUR	2,054	21.5000	100.640000	4,444,363.04	1.93
13	Airbus SE	NL0000235190	EUR	285	154.6800	100.640000	4,436,593.63	1.93
14	Mastercard Inc	US57636Q1040	USD	100	451.0000	93.770000	4,229,027.00	1.84
15	Procter & Gamble Co/The	US7427181091	USD	273	163.3800	93.770000	4,182,398.93	1.82
16	Goldman Sachs Group Inc	US38141G1040	USD	102	426.5400	93.770000	4,079,658.89	1.77
17	EXXON MOBIL CORP	US30231G1022	USD	350	118.1900	93.770000	3,878,936.71	1.69
18	Novartis AG	CH0012005267	CHF	418	89.0500	102.980000	3,833,214.24	1.67
19	Merck KGaA	DE0006599905	EUR	250	148.7000	100.640000	3,741,292.00	1.63
20	Zurich Insurance Group AG	CH0011075394	CHF	80	444.1000	102.980000	3,658,673.44	1.59
21	JPMorgan Chase & Co.	US46625H1005	USD	187	191.7100	93.770000	3,361,632.93	1.46
22	Walmart Inc	US9311421039	USD	603	59.3100	93.770000	3,353,583.72	1.46
23	Anheuser Busch Inbev NV	BE0974293251	EUR	590	56.1400	100.640000	3,333,458.46	1.45
24	Linde PLC	IE00059Y5762	EUR	79	413.4000	100.640000	3,286,761.50	1.43
25	Amazon.com Inc	US0231351067	USD	200	175.2400	93.770000	3,286,450.96	1.43
26	Berkshire Hathaway Inc	US0846707026	USD	88	396.7700	93.770000	3,274,050.82	1.42
27	AXA SA	FR0000120628	EUR	965	32.4300	100.640000	3,149,523.77	1.37
28	TOTAL SA	FR0000120271	EUR	455	68.5900	100.640000	3,140,818.41	1.37
29	Roche Holding AG	CH0012032048	CHF	136	220.6000	102.980000	3,089,564.77	1.34
30	Allianz SE	DE0008404005	EUR	115	266.1000	100.640000	3,079,734.96	1.34
31	SANOFI SA	FR0000120578	EUR	320	93.0300	100.640000	2,996,012.54	1.30
32	Iberdrola SA	ES0144580Y14	EUR	2,517	11.5050	100.640000	2,914,341.67	1.27
33	Intercontinental Exchange Inc	US45866F1049	USD	235	128.7600	93.770000	2,837,348.92	1.23
34	Salesforce.Com Inc	US79466L3024	USD	111	268.8400	93.770000	2,798,213.07	1.22
35	Shell plc	GB00BP6MXD84	EUR	820	33.7400	100.640000	2,784,386.75	1.21
36	Deutsche Post AG	DE0005552004	EUR	690	39.3300	100.640000	2,731,138.13	1.19
37	AIR LIQUIDE SA	FR0000120073	EUR	142	183.8800	100.640000	2,627,807.01	1.14
38	Diageo PLC	GB0002374006	GBP	800	27.7500	117.680000	2,612,496.00	1.14
39	Adidas AG	DE000A1EWWW0	EUR	115	225.4000	100.640000	2,608,689.44	1.13
40	Home Depot Inc	US4370761029	USD	83	334.0800	93.770000	2,600,114.57	1.13
41	British Petroleum PLC	GB0007980591	GBP	4,250	5.0940	117.680000	2,547,713.16	1.11
42	BOEING	US0970231058	USD	156	167.8600	93.770000	2,455,476.22	1.07
43	Bayerische Motoren Werke AG	DE0005190003	EUR	235	102.5500	100.640000	2,425,348.52	1.05
44	BNP Paribas SA	FR0000131104	EUR	345	67.5900	100.640000	2,346,778.87	1.02
45	Safran SA	FR0000073272	EUR	114	204.2000	100.640000	2,342,778.43	1.02
46	GlaxoSmithKline plc	GB00BN7SVP63	GBP	1,176	16.7250	117.680000	2,314,600.85	1.01
47	ING Groep NV	NL0011821202	EUR	1,530	14.8580	100.640000	2,287,822.95	0.99
48	Prosus NV	NL0013654783	EUR	699	31.5050	100.640000	2,216,293.58	0.96
49	Daimler AG	DE0007100000	EUR	300	70.6400	100.640000	2,132,762.88	0.93
50	Biogen Inc	US09062X1037	USD	100	214.8100	93.770000	2,014,273.37	0.88
51	Caterpillar Inc	US1491231015	USD	62	334.5700	93.770000	1,945,102.99	0.85
52	Vinci SA	FR0000125486	EUR	175	110.2500	100.640000	1,941,723.00	0.84
53	Adyen NV	NL0012969182	EUR	17	1,130.0000	100.640000	1,933,294.40	0.84
54	Raytheon Technologies Corp	US75513E1010	USD	200	101.5200	93.770000	1,903,906.08	0.83
55	Visa Inc	US92826C8394	USD	75	268.6400	93.770000	1,889,277.96	0.82
56	Fresenius Medical Care AG & Co. KGaA	DE0005785802	EUR	452	39.6200	100.640000	1,802,285.27	0.78
57	Pfizer Inc	US7170811035	USD	735	25.6000	93.770000	1,764,376.32	0.77
58	Lloyds Banking Group PLC	GB0008706128	GBP	27,850	0.5218	117.680000	1,710,141.06	0.74
59	Bayer AG	DE000BAY0017	EUR	621	27.2900	100.640000	1,705,555.14	0.74
60	Volkswagen Ag	DE0007664039	EUR	135	114.3000	100.640000	1,552,925.52	0.68
61	Henkel AG & Co KGaA	DE0006048432	EUR	190	74.4000	100.640000	1,422,647.04	0.62
62	BASF SE	DE000BASF111	EUR	260	49.0900	100.640000	1,284,508.58	0.56
63	Carrier Global Corporation	US14448C1045	USD	200	61.4700	93.770000	1,152,808.38	0.50
64	McDonald's Corp	US5801351017	USD	42	272.9600	93.770000	1,075,009.29	0.47
65	Telefonica SA	ES0178430E18	EUR	2,531	4.2020	100.640000	1,070,332.77	0.47
66	3M Co	US88579Y1010	USD	108	96.5000	93.770000	977,270.94	0.42
67	Fresenius SE & Co KGaA	DE0005785604	EUR	340	27.8700	100.640000	953,644.51	0.41
68	Kering SA	FR0000121485	EUR	26	330.0000	100.640000	863,491.20	0.38
69	Otis Worldwide Corporation	US68902V1070	USD	100	91.1900	93.770000	855,088.63	0.37
70	Rio Tinto PLC	GB0007188757	GBP	132	54.7000	117.680000	849,696.67	0.37
71	Daimler Truck Holding AG	DE000DTROCK8	EUR	150	42.1100	100.640000	635,692.56	0.28
72	HALLEON PLC ORD	GB00BMX86B70	GBP	1,470	3.3940	117.680000	587,126.70	0.26
73	Siemens Energy AG	DE000ENER6Y0	EUR	100	19.3850	100.640000	195,090.64	0.08
74	Sandoz Group AG	CH1243598427	CHF	53	31.1500	102.980000	170,014.83	0.07
75	Solventum Corporation	US83444M1018	USD	27	65.0300	93.770000	164,642.30	0.07
76	VIA TRIS INC ORD REG	US92556V1061	USD	91	11.6200	93.770000	99,154.27	0.04
77	IBERDROLA SA-INTERIM	ES0144583236	EUR	31	11.5050	100.640000	35,893.76	0.02
78	Telefonica SA	ES0178430E18	EUR	81	4.2020	100.640000	34,254.03	0.01
79	Euroapi SAS	FR0014008VX5	EUR	13	2.9500	100.640000	3,859.54	0.00
80	IBERDROLA SA-INTERIM	ES0144583285	EUR	1	11.5050	100.640000	1,157.86	0.00