

Goals of the Fund

The objective of the Fund's investment is to realize profits for the fund's quota holders, investing in principle in securities of large companies in developed world economies but in some cases also debt securities and bank deposits while maintaining a high level of liquidity. In this way, quota holders, in the longer term, will be able to participate in the growth of the world economy and realize profits from their investments. Through investing in the Fund, the clients will be able to achieve diversification of their capital and accomplish their personal financial goals, while having high liquidity of the investment. *

* Detailed information can be found in the Prospectus.

Information about the Fund

Name of the Fund	WVP Global
Inception Date	1/11/2021
Currency of the shares	EUR
Net value	1.291.382,22 EUR
Unit Price	118.6048
Fund Type	Accumulation
Custody Bank	First Investment Bank Albania
Subcustody Bank	First Investment Bank Bulgaria Clearstream
Benchmark	WVP Benchmark
Standard deviation	11,95%
Risk class	5

Fees

Fees paid by investor:

up to 14.999	5.0%
14.999-24.999	4.5%
25.000-49.999	4.0%
50.000-99.999	3.5%
100.000-249.999	3.0%
250.000-499.999	2.5%
500.000-999.999	2.0%
1.000.000-2.499.999	1.5%
over 2.500.000	1.0%

Exit fee not chargeable (0%)

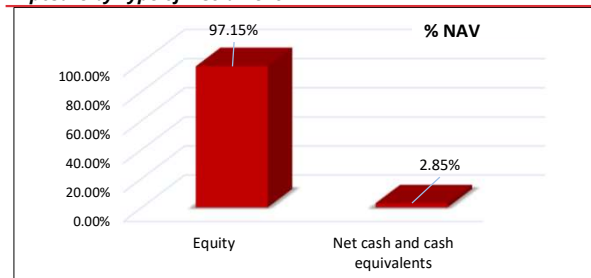
Fees paid by the Fund:

Management fee	2% annually
Custody bank fee	0,2% annually

Performance

WVP Global %	
1M	-2,87
3M	1,24
6M	-1,27
1 Year	18,73
YTD	-3,38
Total Return since inception %	18,60

Exposure by Type of Instrument



The fund is not listed on the stock exchange and can not be traded. Official information, purchase and sale of units are done direct through WVP Fund Management Tirana

For purchase of units of WVP Global please follow these payment instructions:

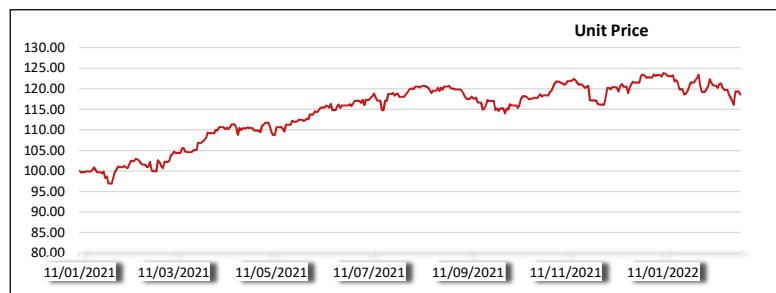
IBAN **AL94 2151 1031 EUR1 0000 1490 8100**
SWIFT **FINVALTR**

The Portfolio Structure Report of the Fund is issued on a quarterly basis and is published on the web-site of the Company. The returns published in the report have been actually accomplished in the past and should be taken as an indicator, i.e. are not a guarantee for future returns. Detailed information on the Funds can be obtained from the Prospectus and the Statute of the Fund, published on the web-site www.wvpfunds.al, by phone at +355 (4) 22 24 525 or at the following email address: contact@wvpfunds.al

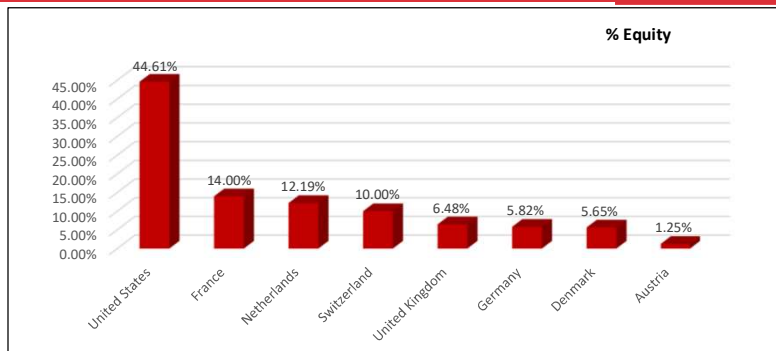
Top 10 Holdings

Novo Nordisk A/S	5.49%
Unilever PLC	4.95%
Roche Holding AG	4.60%
Cisco Systems Inc	3.81%
Berkshire Hathaway Inc	3.76%
Bristol-Myers Squibb Co	3.59%
Philip Morris International Inc	3.58%
Abbvie Inc	3.26%
Allianz SE	2.94%
Altria Group Inc	2.91%
Total	38.89%

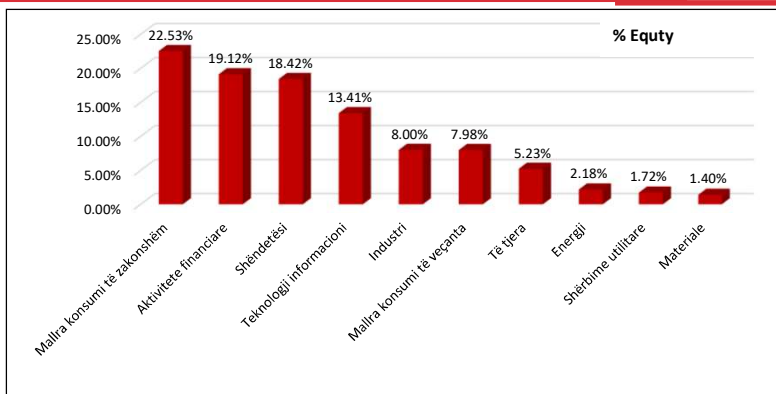
Unit price



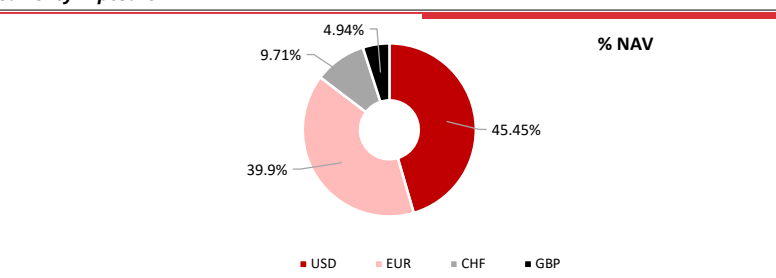
Geographic Exposure



Sectoral Exposure



Currency Exposure



1	Novo Nordisk A/S	DK0060534915	EUR	773	91.7200	121.320000	70847.00288	5.49
2	Unilever PLC	GB00B10RZP78	EUR	1,429	44.6900	121.320000	63814.66974	4.95
3	Roche Holding AG	CH0012032048	CHF	175	349.8500	117.680000	59342.81278	4.60
4	Cisco Systems Inc	US17275R1023	USD	987	55.8000	108.520000	49227.37494	3.81
5	Berkshire Hathaway Inc	US0846707026	USD	169	320.9700	108.520000	48484.8965	3.76
6	Bristol-Myers Squibb Co	US1101221083	USD	755	68.6400	108.520000	46321.17341	3.59
7	Philip Morris International Inc	US7181721090	USD	511	101.0300	108.520000	46145.20494	3.58
8	Abbvie Inc	US00287Y1091	USD	319	147.7600	108.520000	42131.10904	3.26
9	Allianz SE	DE0008404005	EUR	187	203.1500	121.320000	37960.8891	2.94
10	Altria Group Inc	US02209S1033	USD	820	51.2500	108.520000	37563.24026	2.91
11	Partners Group Holding AG	CH0024608827	CHF	31	1,246.5000	117.680000	37454.34248	2.90
12	Facebook Inc	US30303M1027	USD	191	211.0800	108.520000	36035.93366	2.79
13	ASML Holding NV	NL0010273215	EUR	56	598.9000	121.320000	33513.53832	2.60
14	Visa Inc	US92826C8394	USD	164	216.0600	108.520000	31671.8583	2.45
15	Danone SA	FR0000120644	EUR	578	54.3100	121.320000	31367.91004	2.43
16	Thales SA	FR0000121329	EUR	305	102.8500	121.320000	31345.99629	2.43
17	Microsoft Corp	US5949181045	USD	115	299.0300	108.520000	30737.4565	2.38
18	LVMH Moet Hennessy Louis Vuitton S	FR0000121014	EUR	46	659.8000	121.320000	30328.30126	2.35
19	Apple Inc	US0378331005	USD	198	165.1000	108.520000	29219.15078	2.26
20	Coca-Cola European Partners PLC	GB00BDCPN049	USD	592	51.2400	108.520000	27113.53564	2.10
21	Publicis Groupe SA	FR0000130577	EUR	437	59.6000	121.320000	26025.89296	2.02
22	ING Groep NV	NL0011821202	EUR	2,385	10.4960	121.320000	25014.40332	1.94
23	Amazon.com Inc	US0231351067	USD	9	3,068.1100	108.520000	24681.34153	1.91
24	Alphabet Inc	US02079K3059	USD	10	2,699.9700	108.520000	24133.16402	1.87
25	Mastercard Inc	US57636Q1040	USD	68	360.6100	108.520000	21918.05461	1.70
26	Rubis SCA	FR0013269123	EUR	774	27.9400	121.320000	21609.52919	1.67
27	Lam Research Corp	US5128071082	USD	42	561.1600	108.520000	21066.44835	1.63
28	IG Group Holdings PLC	GB00B06QFB75	GBP	2,250	7.8150	145.260000	21037.93365	1.63
29	SAP SE	DE0007164600	EUR	185	101.1800	121.320000	18704.42431	1.45
30	AUTOZONE INC	US0533321024	USD	11	1,863.3500	108.520000	18320.71627	1.42
31	UBS Group AG	CH0244767585	CHF	991	16.8850	117.680000	16218.95691	1.26
32	OMV AG	AT0000743059	EUR	369	42.4100	121.320000	15637.68934	1.21
33	Best Buy Co Inc	US0865161014	USD	169	96.6300	108.520000	14596.67741	1.13
34	Applied Materials Inc	US0382221051	USD	120	134.0700	108.520000	14380.30778	1.11
35	British American Tobacco PLC	GB0002875804	GBP	320	32.6100	145.260000	12485.10956	0.97
36	Nestle	CH0038863350	CHF	106	119.7800	117.680000	12306.60821	0.95
37	Biogen Inc	US09062X1037	USD	65	210.8800	108.520000	12251.91783	0.95
38	Imperial Brands PLC	GB0004544929	GBP	610	16.3900	145.260000	11961.90556	0.93
39	TOTAL SA	FR0000120271	EUR	257	45.5900	121.320000	11707.94458	0.91
40	L'Oreal SA	FR0000120321	EUR	33	354.8500	121.320000	11701.36946	0.91
41	Stellantis NV	NL00150001Q9	EUR	703	16.3680	121.320000	11498.1742	0.89
42	Kering SA	FR0000121485	EUR	18	637.0000	121.320000	11457.50037	0.89
43	Walt Disney Co	US2546871060	USD	78	148.4500	108.520000	10349.75646	0.80
44	Unilever PLC	GB00B10RZP78	GBP	215	37.5200	145.260000	9651.456783	0.75
45	Adyen NV	NL0012969182	EUR	5	1864.4	121.32	9315.089696	0.72186
46	Covestro AG	DE0006062144	EUR	189	47.27	121.32	8927.407294	0.69182
47	Rio Tinto PLC	GB0007188757	GBP	125	57.91	145.26	8660.743143	0.67115
48	Adidas AG	DE000A1EWWW0	EUR	35	212.2	121.32	7421.49444	0.57512