

Goals of the Fund

The objective of the Fund's investment is to realize profits for the fund's quota holders, investing in principle in securities of large companies in developed world economies but in some cases also debt securities and bank deposits while maintaining a high level of liquidity. In this way, quota holders, in the longer term, will be able to participate in the growth of the world economy and realize profits from their investments. Through investing in the Fund, the clients will be able to achieve diversification of their capital and accomplish their personal financial goals, while having high liquidity of the investment. *

* Detailed information can be found in the Prospectus.

Information about the Fund

Name of the Fund	WVP Global
Inception Date	1/11/2021
Currency of the shares	EUR
Net value	2.353.908,67 EUR
Unit Price	143.0529
Fund Type	Accumulation
Custody Bank	First Investment Bank Albania
Subcustody Bank	First Investment Bank Bulgaria Clearstream
Benchmark	WVP Benchmark
Standard deviation	13,04%
Risk class	5

Fees

Fees paid by investor:

up to 14.999	5.0%
14.999-24.999	4.5%
25.000-49.999	4.0%
50.000-99.999	3.5%
100.000-249.999	3.0%
250.000-499.999	2.5%
500.000-999.999	2.0%
1.000.000-2.499.999	1.5%
over 2.500.000	1.0%

Exit fee not chargeable (0%)

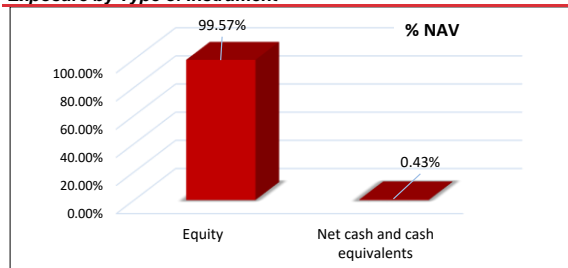
Fees paid by the Fund:

Management fee	2% annually
Custody bank fee	0,2% annually

Performance

WVP Global %	
1M	3,70
3M	10,01
6M	9,60
1 Year	18,45
YTD	7,04
Total Return since inception %	
	43,05

Exposure by Type of Instrument



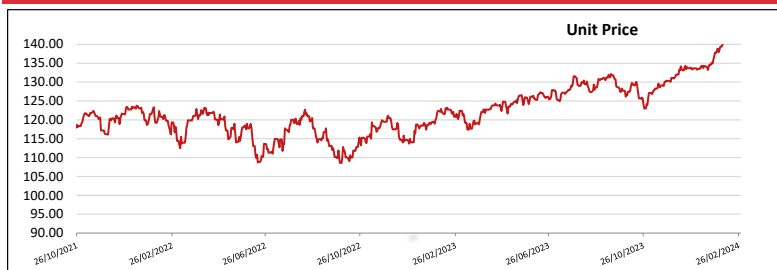
The fund is not listed on the stock exchange and can not be traded. Official information, purchase and sale of units are done direct through WVP Fund Management Tirana
For purchase of units of WVP Global please follow these payment instructions:
IBAN AL94 2151 1031 EUR1 0000 1490 8100
SWIFT FINVALTR

The Portfolio Structure Report of the Fund is issued on a quarterly basis and is published on the web-site of the Company. The returns published in the report have been actually accomplished in the past and should be taken as an indicator, i.e. are not a guarantee for future returns. Detailed information on the Funds can be obtained from the Prospectus and the Statute of the Fund, published on the web-site www.wvpfunds.al, by phone at +355 (4) 22 24 525 or at the following email address: contact@wvpfunds.al

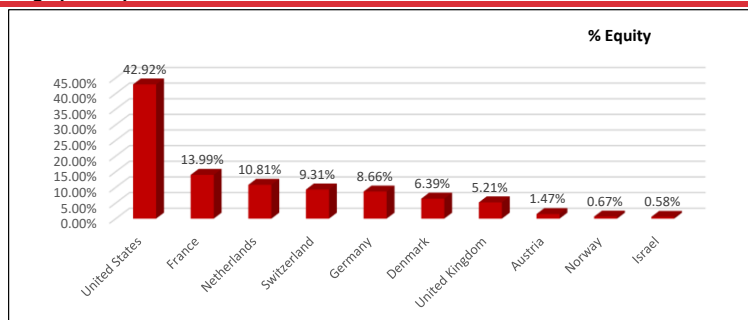
Top 10 Holdings

Novo Nordisk A/S	6.37%
Facebook Inc	4.20%
Lam Research Corp	3.82%
Partners Group Holding AG	3.73%
Berkshire Hathaway Inc	3.33%
Roche Holding AG	3.25%
Allianz SE	3.23%
Philip Morris International Inc	2.95%
Alphabet Inc	2.93%
Abbie Inc	2.88%
36.69%	

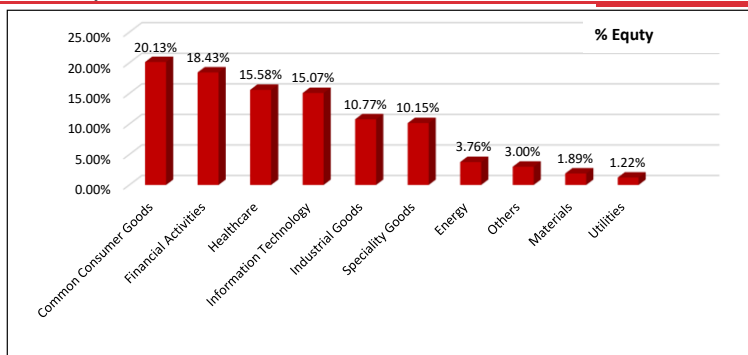
Unit price



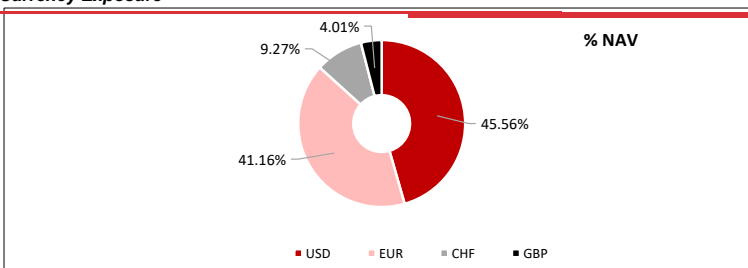
Geographic Exposure



Sectoral Exposure



Currency Exposure



No.	Name Of The Company	ISIN	Currency	No. Of Share	Price	Exchange Rate	Value in EUR	%NAV
1	Novo Nordisk A/S	DK0060534915	EUR	1,362	110.0100	1.000	149,833.62	6.37
2	Facebook Inc	US30303M1027	USD	219	489.3900	0.922	98,859.13	4.20
3	Lam Research Corp	US5128071082	USD	104	938.5400	0.922	90,033.41	3.82
4	Partners Group Holding AG	CH0024608827	CHF	66	1,269.0000	1.048	87,805.18	3.73
5	Berkshire Hathaway Inc	US0846707026	USD	208	408.7700	0.922	78,425.98	3.33
6	Roche Holding AG	CH0012032048	CHF	315	231.9500	1.048	76,598.37	3.25
7	Allianz SE	DE0008404005	EUR	300	253.3000	1.000	75,990.00	3.23
8	Philip Morris International Inc	US7181721090	USD	838	89.8700	0.922	69,466.65	2.95
9	Alphabet Inc	US02079K3059	USD	540	138.3000	0.922	68,886.41	2.93
10	Abbvie Inc	US00287Y1091	USD	419	175.5900	0.922	67,862.74	2.88
11	Unilever PLC	GB00B10RZP78	EUR	1,429	45.2600	1.000	64,676.54	2.75
12	Thales SA	FR0000121329	EUR	456	136.9500	1.000	62,449.20	2.65
13	LVMH Moet Hennessy Louis Vuitton SE	FR0000121014	EUR	74	842.8000	1.000	62,367.20	2.65
14	ASML Holding NV	NL0010273215	EUR	69	870.4000	1.000	60,057.60	2.55
15	PepsiCo Inc	US7134481081	USD	359	165.2700	0.922	54,727.56	2.32
16	Stellantis NV	NL00150001Q9	EUR	2,254	24.1800	1.000	54,501.72	2.32
17	Danone SA	FR0000120644	EUR	838	59.0200	1.000	49,458.76	2.10
18	Adidas AG	DE000A1EWWW0	EUR	260	187.7000	1.000	48,802.00	2.07
19	Cisco Systems Inc	US17275R1023	USD	987	48.2900	0.922	43,963.47	1.87
20	Microsoft Corp	US5949181045	USD	115	413.2900	0.922	43,839.98	1.86
21	Mastercard Inc	US57636Q1040	USD	98	473.8800	0.922	42,836.31	1.82
22	Visa Inc	US92826C8394	USD	164	282.4800	0.922	42,731.60	1.82
23	Publicis Groupe SA	FR0000130577	EUR	437	97.7600	1.000	42,721.12	1.81
24	Amazon.com Inc	US0231351067	USD	260	176.5800	0.922	42,347.96	1.80
25	Apple Inc	US0378331005	USD	244	180.7300	0.922	40,675.95	1.73
26	Applied Materials Inc	US0382221051	USD	215	201.5000	0.922	39,960.52	1.70
27	ING Groep NV	NL0011821202	EUR	3,120	12.6860	1.000	39,580.32	1.68
28	IG Group Holdings PLC	GB00B06QFB75	GBP	4,700	6.9900	1.168	38,359.57	1.63
29	TOTAL SA	FR0000120271	EUR	645	58.9900	1.000	38,048.55	1.62
30	Coca-Cola European Partners PLC	GB00BDCPN049	USD	592	68.5700	0.922	37,443.24	1.59
31	Covestro AG	DE0006062144	EUR	737	50.2000	1.000	36,997.40	1.57
32	L'Oreal SA	FR0000120321	EUR	83	441.4000	1.000	36,636.20	1.56
33	Bristol-Myers Squibb Co	US1101221083	USD	755	50.7100	0.922	35,314.91	1.50
34	OMV AG	AT0000743059	EUR	841	40.9700	1.000	34,455.77	1.46
35	SAP SE	DE0007164600	EUR	185	173.3800	1.000	32,075.30	1.36
36	Altria Group Inc	US02209S1033	USD	820	40.8600	0.922	30,905.08	1.31
37	AUTOZONE INC	US0533321024	USD	11	3,003.0200	0.922	30,469.72	1.29
38	Rubis SCA	FR0013269123	EUR	1,174	24.2800	1.000	28,504.72	1.21
39	Walt Disney Co	US2546871060	USD	268	111.5100	0.922	27,565.52	1.17
40	Nestle	CH0038863350	CHF	286	91.7600	1.048	27,512.75	1.17
41	British American Tobacco PLC	GB0002875804	GBP	981	23.4500	1.168	26,860.28	1.14
42	UBS Group AG	CH0244767585	CHF	991	25.2000	1.048	26,181.15	1.11
43	Adyen NV	NL0012969182	EUR	17	1,459.8000	1.000	24,816.60	1.05
44	Best Buy Co Inc	US0865161014	USD	298	80.8400	0.922	22,220.82	0.94
45	Home Depot Inc	US4370761029	USD	62	380.0900	0.922	21,736.81	0.92
46	Equinor ASA	US29446M1027	USD	690	24.6100	0.922	15,663.12	0.67
47	INMODE LTD	IL0011595993	USD	665	21.9800	0.922	13,482.39	0.57
48	Biogen Inc	US09062X1037	USD	65	216.8900	0.922	13,003.81	0.55
49	Imperial Brands PLC	GB0004544929	GBP	610	17.0350	1.168	12,133.07	0.52
50	Unilever PLC	GB00B10RZP78	GBP	215	38.6400	1.168	9,700.06	0.41
51	Bayer AG	DE000BAY0017	EUR	324	28.2100	1.000	9,140.04	0.39
52	Kering SA	FR0000121485	EUR	18	425.0500	1.000	7,650.90	0.33
53	Rio Tinto PLC	GB0007188757	GBP	125	50.79	1.168	7,412.88	0.31