

Goals of the Fund

The objective of the Fund's investment is to realize profits for the fund's quota holders, investing in principle in securities of large companies in developed world economies but in some cases also debt securities and bank deposits while maintaining a high level of liquidity. In this way, quota holders, in the longer term, will be able to participate in the growth of the world economy and realize profits from their investments. Through investing in the Fund, the clients will be able to achieve diversification of their capital and accomplish their personal financial goals, while having high liquidity of the investment. *

* Detailed information can be found in the Prospectus.

Information about the Fund

Name of the Fund	WVP Global
Inception Date	1/11/2021
Currency of the shares	EUR
Net value	375.422,82 EUR
Unit Price	109.8492
Fund Type	Accumulation
Custody Bank	First Investment Bank Albania
Subcustody Bank	First Investment Bank Bulgaria Clearstream
Benchmark	WVP Benchmark
Standard deviation	12,74%
Risk class	6

Fees

Fees paid by investor:

up to 14.999	5.0%
14.999-24.999	4.5%
25.000-49.999	4.0%
50.000-99.999	3.5%
100.000-249.999	3.0%
250.000-499.999	2.5%
500.000-999.999	2.0%
1.000.000-2.499.999	1.5%
over 2.500.000	1.0%

Exit fee

not chargeable (0%)

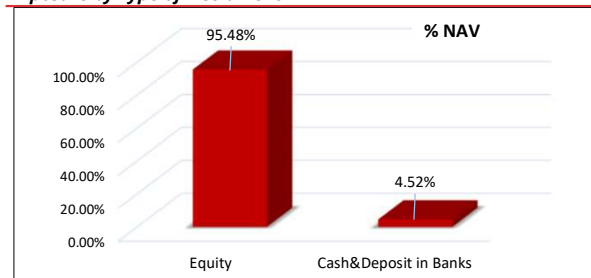
Fees paid by the Fund:

Management fee	2% annually
Custody bank fee	0,2% annually

Performance

WVP Global %	
1M	1,71
3M	13,35
6M	N/A
1 Year	N/A
YTD	9,85
Total Return since inception %	9,85

Exposure by Type of Instrument



The fund is not listed on the stock exchange and can not be traded. Official information, purchase and sale of units are done direct through WVP Fund Management Tirana

For purchase of units of WVP Global please follow these payment instructions:

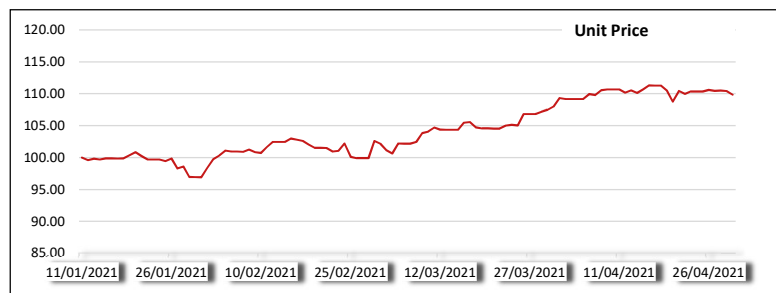
IBAN **AL94 2151 1031 EUR1 0000 1490 8100**
SWIFT **FINVALTR**

The Portfolio Structure Report of the Fund is issued on a quarterly basis and is published on the web-site of the Company. The returns published in the report have been actually accomplished in the past and should be taken as an indicator, i.e. are not a guarantee for future returns. Detailed information on the Funds can be obtained from the Prospectus and the Statute of the Fund, published on the web-site www.wvpfunds.al, by phone at +355 (4) 22 24 525 or at the following email address: contact@wvpfunds.al

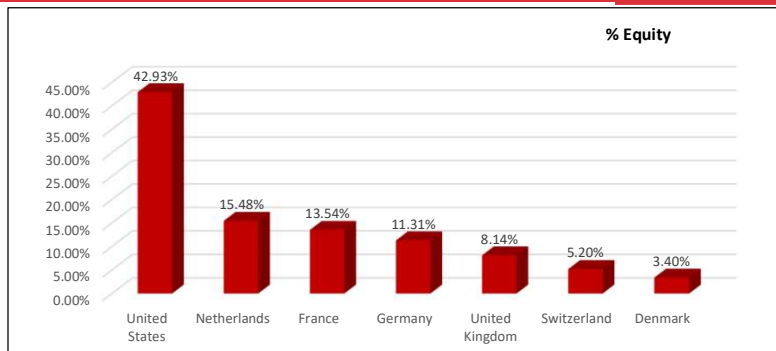
Top 10 Holdings

ING Groep NV	3.58%
Applied Materials Inc	3.51%
Novo Nordisk A/S	3.25%
Kering SA	3.20%
ASML Holding NV	3.17%
Lam Research Corp	3.14%
Alphabet Inc	3.11%
Microsoft Corp	3.06%
Mastercard Inc	3.03%
Berkshire Hathaway Inc	3.02%
Total	32.07%

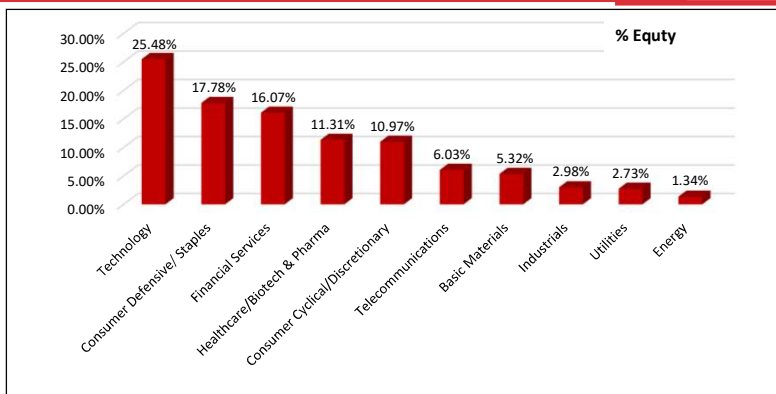
Unit price



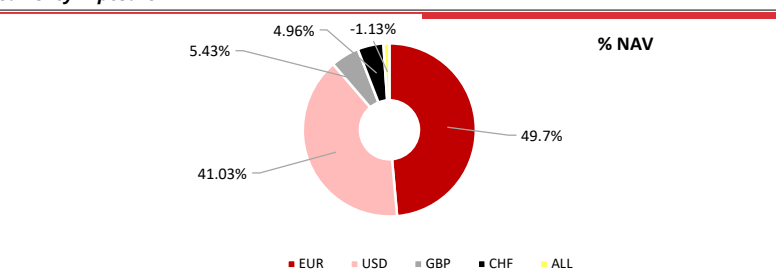
Geographic Exposure



Sectoral Exposure



Currency Exposure



1	ING Groep NV	NL0011821202	EUR	1,265	10.6300	123.190000	1,656,529.77	3.58
2	Applied Materials Inc	US0382221051	USD	120	132.7100	101.890000	1,622,618.63	3.51
3	Novo Nordisk A/S	DK0060534915	EUR	200	60.9400	123.190000	1,501,439.72	3.25
4	Kering SA	FR0000121485	EUR	18	666.5000	123.190000	1,477,910.43	3.20
5	ASML Holding NV	NL0010273215	EUR	22	541.2000	123.190000	1,466,749.42	3.17
6	Lam Research Corp	US5128071082	USD	23	620.4400	101.890000	1,453,982.53	3.14
7	Alphabet Inc	US02079K3059	USD	6	2,354.2300	101.890000	1,439,234.97	3.11
8	Microsoft Corp	US5949181045	USD	55	252.1800	101.890000	1,413,204.11	3.06
9	Mastercard Inc	US57636Q1040	USD	36	382.0600	101.890000	1,401,411.36	3.03
10	Berkshire Hathaway Inc	US0846707026	USD	50	274.5700	101.890000	1,398,796.87	3.02
11	Philip Morris International Inc	US7181721090	USD	144	95.0100	101.890000	1,394,001.92	3.01
12	L'Oreal SA	FR0000120321	EUR	33	341.6500	123.190000	1,388,899.50	3.00
13	Cisco Systems Inc	US17275R1023	USD	267	50.9300	101.890000	1,385,531.81	3.00
14	Apple Inc	US0378331005	USD	100	131.5100	101.890000	1,339,955.39	2.90
15	Visa Inc	US92826C8394	USD	56	233.8000	101.890000	1,334,025.39	2.88
16	Thales SA	FR0000121329	EUR	126	84.7200	123.190000	1,315,018.76	2.84
17	SAP SE	DE0007164600	EUR	91	117.0000	123.190000	1,311,603.93	2.84
18	Allianz SE	DE0008404005	EUR	49	216.4000	123.190000	1,306,257.48	2.82
19	Imperial Brands PLC	GB0004544929	GBP	610	15.0700	141.680000	1,302,421.74	2.82
20	Nestle	CH0038863350	CHF	106	108.8800	112.140000	1,294,239.14	2.80
21	Covestro AG	DE0006062144	EUR	189	54.6000	123.190000	1,271,246.89	2.75
22	Adyen NV	NL0012969182	EUR	5	2,041.5000	123.190000	1,257,461.93	2.72
23	Unilever PLC	GB00B10RZP78	EUR	210	48.5800	123.190000	1,256,759.74	2.72
24	Bristol-Myers Squibb Co	US1101221083	USD	193	62.4200	101.890000	1,227,474.94	2.65
25	Facebook Inc	US30303M1027	USD	37	325.0700	101.890000	1,225,491.15	2.65
26	British American Tobacco PLC	GB0002875804	GBP	320	26.8150	141.680000	1,215,727.74	2.63
27	Rubis SCA	FR0013269123	EUR	251	39.0500	123.190000	1,207,452.94	2.61
28	Stellantis NV	NL00150001Q9	EUR	703	13.8220	123.190000	1,197,020.72	2.59
29	Adidas AG	DE000A1EWWW0	EUR	35	256.8000	123.190000	1,107,231.72	2.39
30	Rio Tinto PLC	GB0007188757	GBP	125	60.7600	141.680000	1,076,059.60	2.33
31	Amazon.com Inc	US0231351067	USD	3	3,467.4200	101.890000	1,059,886.27	2.29
32	Roche Holding AG	CH0012032048	CHF	30	297.6000	112.140000	1,001,185.92	2.16
33	Abbvie Inc	US00287Y1091	USD	56	111.4900	101.890000	636,144.10	1.38
34	Biogen Inc	US09062X1037	USD	23	267.3300	101.890000	626,479.84	1.35
35	TOTAL SA	FR0000120271	EUR	130	36.8200	123.190000	589,661.25	1.27