

Goals of the Fund

The objective of the Fund's investment is to realize profits for the fund's quota holders, investing in principle in securities of large companies in developed world economies but in some cases also debt securities and bank deposits while maintaining a high level of liquidity. In this way, quota holders, in the longer term, will be able to participate in the growth of the world economy and realize profits from their investments. Through investing in the Fund, the clients will be able to achieve diversification of their capital and accomplish their personal financial goals, while having high liquidity of the investment. *

* Detailed information can be found in the Prospectus.

Information about the Fund

Name of the Fund	WVP Global
Inception Date	1/11/2021
Currency of the shares	EUR
Net value	1.457.170,68 EUR
Unit Price	120.1291
Fund Type	Accumulation
Custody Bank	First Investment Bank Albania
Subcustody Bank	First Investment Bank Bulgaria Clearstream
Benchmark	WVP Benchmark
Standard deviation	12,71%
Risk class	5

Fees

Fees paid by investor:

up to 14.999	5.0%
14.999-24.999	4.5%
25.000-49.999	4.0%
50.000-99.999	3.5%
100.000-249.999	3.0%
250.000-499.999	2.5%
500.000-999.999	2.0%
1.000.000-2.499.999	1.5%
over 2.500.000	1.0%

Exit fee not chargeable (0%)

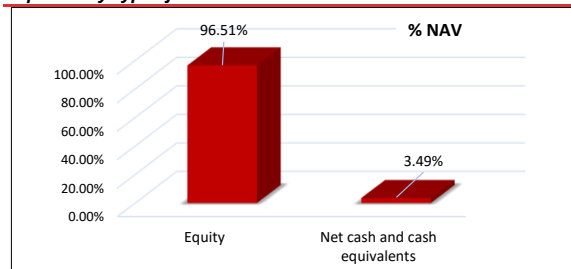
Fees paid by the Fund:

Management fee	2% annually
Custody bank fee	0,2% annually

Performance

WVP Global %	
1M	-0,04
3M	-1,62
6M	1,48
1 Year	9,36
YTD	-2,14
Total Return since inception %	20,13

Exposure by Type of Instrument



The fund is not listed on the stock exchange and can not be traded. Official information, purchase and sale of units are done direct through WVP Fund Management Tirana

For purchase of units of WVP Global please follow these payment instructions:

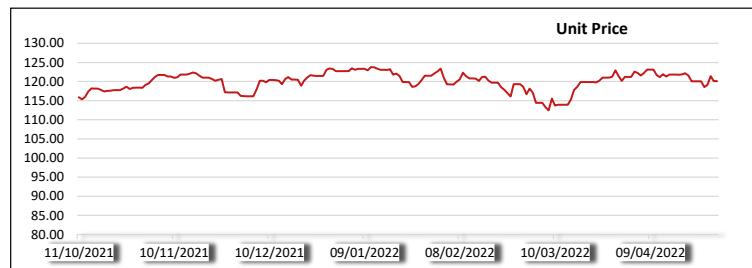
IBAN **AL94 2151 1031 EUR1 0000 1490 8100**
SWIFT **FINVALTR**

The Portfolio Structure Report of the Fund is issued on a quarterly basis and is published on the web-site of the Company. The returns published in the report have been actually accomplished in the past and should be taken as an indicator, i.e. are not a guarantee for future returns. Detailed information on the Funds can be obtained from the Prospectus and the Statute of the Fund, published on the web-site www.wvpfunds.al, by phone at +355 (4) 22 24 525 or at the following email address: contact@wvpfunds.al

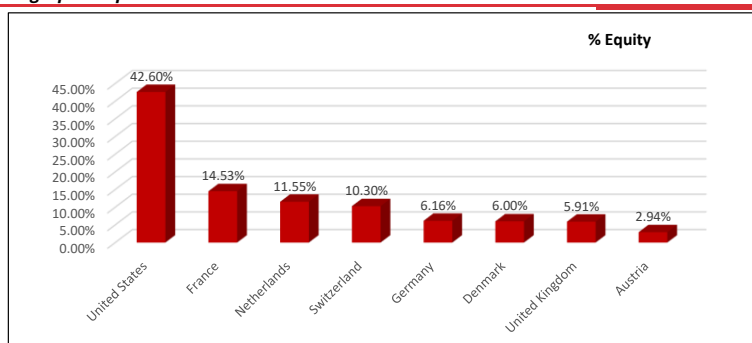
Top 10 Holdings

Novo Nordisk A/S	5.79%
Unilever PLC	4.34%
Roche Holding AG	4.25%
Philip Morris International Inc	4.01%
Bristol-Myers Squibb Co	3.69%
Berkshire Hathaway Inc	3.53%
Cisco Systems Inc	3.14%
Abbvie Inc	3.04%
Altria Group Inc	2.96%
ING Groep NV	2.87%
Total	37.62%

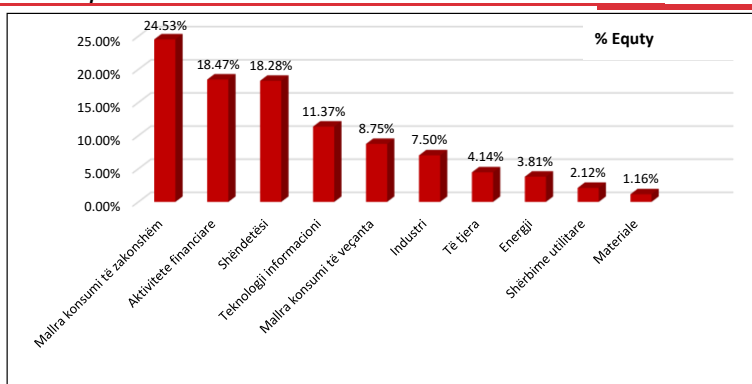
Unit price



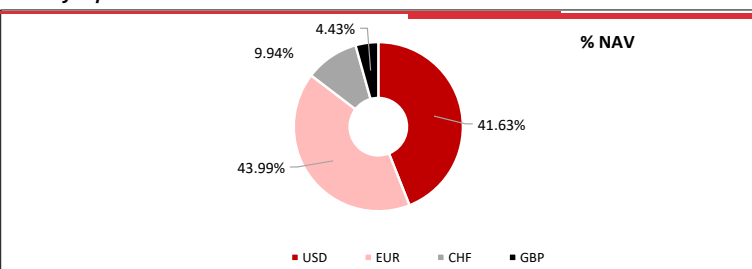
Geographic Exposure



Sectoral Exposure



Currency Exposure



No.	Name Of The Company	ISIN	Currency	No. Of Shares	Price	Exchange Rate	Value in EUR	%NAV
1	Novo Nordisk A/S	DK0060534915	EUR	773	109.2200	121.10	10,224,116.97	5.79
2	Unilever PLC	GB00B10RZP78	EUR	1,429	44.2700	121.10	7,661,007.61	4.34
3	Roché Holding AG	CH0012032040	CHF	175	362.4000	118.18	7,494,975.60	4.25
4	Philip Morris International Inc	US7181721090	USD	618	100.0200	114.56	7,081,223.96	4.01
5	Bristol-Myers Squibb Co	US1101221083	USD	755	75.2700	114.56	6,510,313.06	3.69
6	Berkshire Hathaway Inc	US0848707026	USD	169	321.7400	114.56	6,229,092.31	3.53
7	Cisco Systems Inc	US17275R1023	USD	987	48.9900	114.56	5,539,334.57	3.14
8	Abbvie Inc	US00287Y1091	USD	319	146.8100	114.56	5,365,118.60	3.04
9	Altria Group Inc	US02209S1033	USD	820	55.6000	114.56	5,223,019.52	2.96
10	ING Groep NV	NL0011021202	EUR	4,595	9.0960	121.10	5,061,510.13	2.87
11	OMV AG	AT0000743059	EUR	841	49.2000	121.10	5,010,778.92	2.84
12	Allianz SE	DE0008404005	EUR	187	216.3000	121.10	4,898,264.91	2.78
13	Thales SA	FR0000121329	EUR	305	121.9500	121.10	4,504,284.23	2.55
14	Facebook Inc	US30303M1027	USD	191	200.4900	114.56	4,386,913.67	2.49
15	Nestle	CH0038863350	CHF	286	126.0000	118.18	4,258,734.48	2.41
16	Danone SA	FR0000120644	EUR	578	57.6300	121.10	4,033,857.95	2.29
17	Visa Inc	US92026C0394	USD	164	212.9400	114.56	4,000,602.65	2.27
18	Partners Group Holding AG	CH0024608827	CHF	31	1,047.5000	118.18	3,837,600.05	2.17
19	ASML Holding NV	NL0010273215	EUR	56	548.0000	121.10	3,716,316.80	2.11
20	Amazon.com Inc	US0231351067	USD	13	2,485.6200	114.56	3,701,784.15	2.10
21	Microsoft Corp	US5949181045	USD	115	277.5700	114.56	3,656,818.21	2.07
22	Rubis SCA	FR0013269123	EUR	1,174	25.4400	121.10	3,616,840.42	2.05
23	Apple Inc	US0378331005	USD	198	157.6600	114.56	3,576,182.86	2.03
24	L'Oreal SA	FR0000120321	EUR	83	348.9000	121.10	3,506,898.57	1.99
25	LVMH Moët Hennessy Louis Vuitton SE	FR0000121014	EUR	46	619.5000	121.10	3,450,986.70	1.96
26	Coca-Cola European Partners PLC	GB00BDCPN049	USD	592	49.9500	114.56	3,387,585.02	1.92
27	Best Buy Co Inc	US0865161014	USD	298	89.9300	114.56	3,070,109.48	1.74
28	Publicis Groupe SA	FR0000130577	EUR	437	57.5800	121.10	3,047,173.91	1.73
29	Mastercard Inc	US57636Q1040	USD	68	363.3800	114.56	2,830,759.27	1.60
30	IG Group Holdings PLC	GB00B06QFB75	GBP	2,250	8.1550	143.91	2,640,568.61	1.50
31	Alphabet Inc	US02079K3059	USD	10	2,281.6200	114.56	2,613,823.87	1.48
32	AUTOZONE INC	US0533321024	USD	11	1,955.4700	114.56	2,464,205.08	1.40
33	Adidas AG	DE000A1EWWW0	EUR	105	193.7200	121.10	2,463,246.66	1.40
34	Lam Research Corp	US5128071082	USD	42	465.7600	114.56	2,241,013.56	1.27
35	SAP SE	DE0007164600	EUR	185	97.3800	121.10	2,181,652.83	1.24
36	UBS Group AG	CH0244767585	CHF	991	16.7150	118.18	1,957,600.29	1.11
37	Biogen Inc	US09082X1037	USD	65	207.4400	114.56	1,544,681.22	0.88
38	British American Tobacco PLC	GB0002875804	GBP	320	33.5150	143.91	1,543,405.97	0.87
39	Applied Materials Inc	US0382221051	USD	120	110.3300	114.56	1,516,728.58	0.86
40	TOTAL SA	FR0000120271	EUR	257	47.2250	121.10	1,469,769.51	0.83
41	Imperial Brands PLC	GB0004544929	GBP	610	16.6550	143.91	1,462,060.84	0.83
42	Unilever PLC	GB00B10RZP78	GBP	215	37.1700	143.91	1,150,063.96	0.65
43	Kering SA	FR0000121485	EUR	18	513.1000	121.10	1,118,455.38	0.63
44	Stellantis NV	NL00150001Q9	EUR	703	12.9800	121.10	1,105,030.23	0.63
45	Rio Tinto PLC	GB0007188757	GBP	125	57.0600	143.91	1,026,438.08	0.58
46	Walt Disney Co	US2548871060	USD	78	111.6400	114.56	997,579.32	0.57
47	Adyen NV	NL0012969182	EUR	5	1623.0000	121.10	982,726.50	0.56
48	Covestro AG	DE0006062144	EUR	189	41.2400	121.10	943,897.00	0.53