

Goals of the Fund

The objective of the Fund's investment is to realize profits for the fund's quota holders, investing in principle in securities of large companies in developed world economies but in some cases also debt securities and bank deposits while maintaining a high level of liquidity. In this way, quota holders, in the longer term, will be able to participate in the growth of the world economy and realize profits from their investments. Through investing in the Fund, the clients will be able to achieve diversification of their capital and accomplish their personal financial goals, while having high liquidity of the investment. *

* Detailed information can be found in the Prospectus.

Information about the Fund

Name of the Fund	WVP Global
Inception Date	1/11/2021
Currency of the shares	EUR
Net value	1.885.910,02 EUR
Unit Price	124.7883
Fund Type	Accumulation
Custody Bank	First Investment Bank Albania
Subcustody Bank	First Investment Bank Bulgaria
	Clearstream
Benchmark	WVP Benchmark
Standard deviation	14,20%
Risk class	5

Fees

Fees paid by investor:

up to 14.999	5.0%
14.999-24.999	4.5%
25.000-49.999	4.0%
50.000-99.999	3.5%
100.000-249.999	3.0%
250.000-499.999	2.5%
500.000-999.999	2.0%
1.000.000-2.499.999	1.5%
over 2.500.000	1.0%

Exit fee not chargeable (0%)

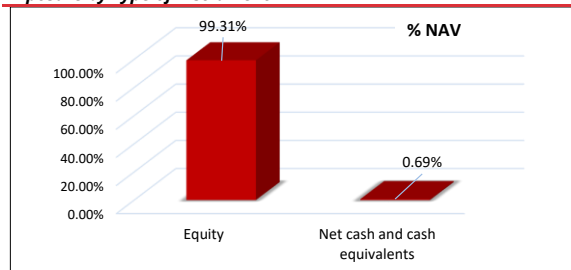
Fees paid by the Fund:

Management fee	2% annually
Custody bank fee	0,2% annually

Performance

WVP Global %	
1M	2,24
3M	4,08
6M	8,33
1 Year	3,88
YTD	9,42
Total Return since inception %	24,79

Exposure by Type of Instrument



The fund is not listed on the stock exchange and can not be traded. Official information, purchase and sale of units are done direct through WVP Fund Management Tirana
For purchase of units of WVP Global please follow these payment instructions:

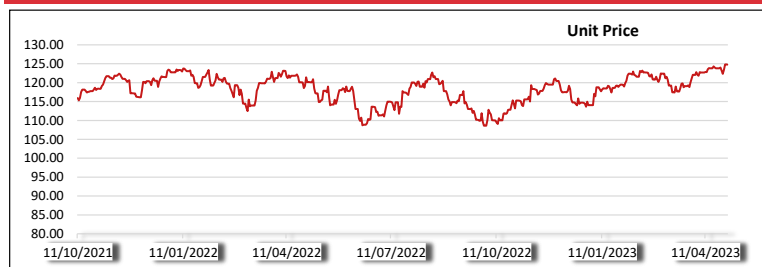
IBAN **AL94 2151 1031 EUR1 0000 1490 8100**
SWIFT **FINVALTR**

The Portfolio Structure Report of the Fund is issued on a quarterly basis and is published on the web-site of the Company. The returns published in the report have been actually accomplished in the past and should be taken as an indicator, i.e. are not a guarantee for future returns. Detailed information on the Funds can be obtained from the Prospectus and the Statute of the Fund, published on the web-site www.wvpfunds.al, by phone at +355 (4) 22 24 525 or at the following email address:

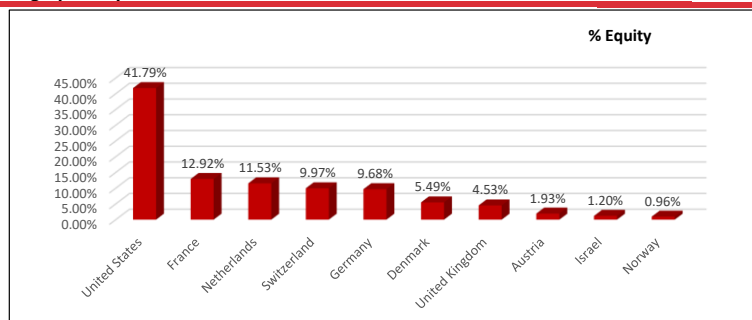
Top 10 Holdings

Novo Nordisk A/S	5.45%
Roche Holding AG	4.11%
Philip Morris International Inc	4.04%
Unilever PLC	3.83%
Allianz SE	3.62%
Facebook Inc	3.11%
Partners Group Holding AG	3.07%
Abbvie Inc	3.06%
Alphabet Inc	2.80%
Berkshire Hathaway Inc	2.68%
Total	35.77%

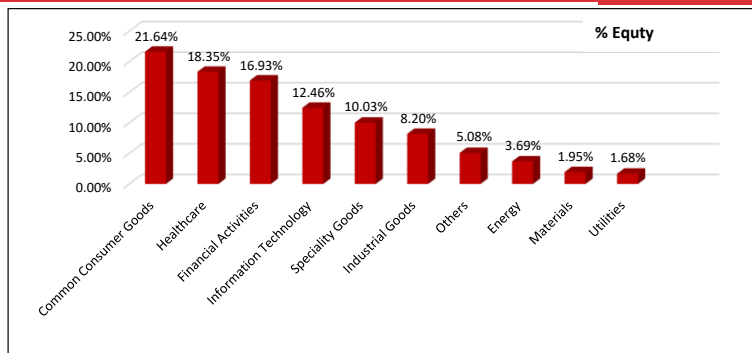
Unit price



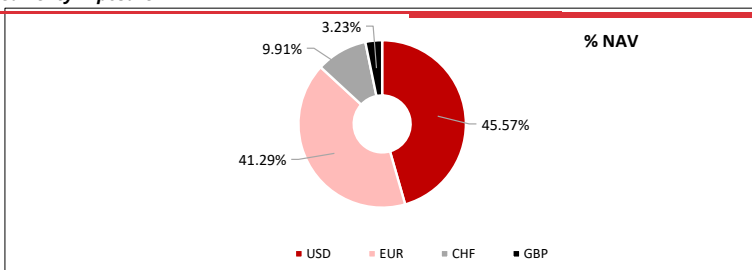
Geographic Exposure



Sectoral Exposure



Currency Exposure



No.	Name Of The Company	ISIN	Currency	No. Of Shares	Price	Exchange Rate	Value in EUR	%NAV
1	Novo Nordisk A/S	DK0060534915	EUR	681	150.8500	1.000	102,728.85	5.45
2	Roche Holding AG	CH0012032048	CHF	272	280.3500	1.016	77,469.85	4.11
3	Philip Morris International Inc	US7181721090	USD	838	99.9700	0.910	76,235.73	4.04
4	Unilever PLC	GB00B10RZP78	EUR	1,429	50.5000	1.000	72,164.50	3.83
5	Allianz SE	DE0008404005	EUR	300	227.4500	1.000	68,235.00	3.62
6	Facebook Inc	US30303M1027	USD	268	240.3000	0.910	58,604.83	3.11
7	Partners Group Holding AG	CH0024608827	CHF	66	863.2000	1.016	57,878.68	3.07
8	Abbvie Inc	US00287Y1091	USD	419	151.1600	0.910	57,636.25	3.06
9	Alphabet Inc	US02079K3059	USD	540	107.3200	0.910	52,737.47	2.80
10	Berkshire Hathaway Inc	US0846707026	USD	169	328.6200	0.910	50,538.87	2.68
11	Lam Research Corp	US5128071082	USD	104	524.1400	0.910	49,605.00	2.63
12	Bristol-Myers Squibb Co	US1101221083	USD	755	66.7700	0.910	45,874.69	2.43
13	Cisco Systems Inc	US17275R1023	USD	987	47.2500	0.910	42,438.87	2.25
14	Thales SA	FR0000121329	EUR	305	138.4000	1.000	42,212.00	2.24
15	Adidas AG	DE000A1EWWW0	EUR	260	159.7000	1.000	41,522.00	2.20
16	LVMH Moet Hennessy Louis Vuitton SE	FR0000121014	EUR	46	870.7000	1.000	40,052.20	2.12
17	ASML Holding NV	NL0010273215	EUR	69	573.5000	1.000	39,571.50	2.10
18	Apple Inc	US0378331005	USD	244	169.6900	0.910	37,678.27	2.00
19	OMV SA	AT0000743059	EUR	841	42.9400	1.000	36,112.54	1.91
20	L'Oreal AG	FR0000120321	EUR	83	432.5500	1.000	35,901.65	1.90
21	Altria Group Inc	US02209S1033	USD	820	47.5000	0.910	35,444.78	1.88
22	ING Groep NV	NL0011821202	EUR	3,120	11.1920	1.000	34,919.04	1.85
23	Coca-Cola European Partners PLC	GB00BDCPN049	USD	592	64.4800	0.910	34,736.94	1.84
24	Visa Inc	US92826C8394	USD	164	232.4100	0.910	34,685.14	1.84
25	Danone SA	FR0000120644	EUR	578	59.9700	1.000	34,662.66	1.84
26	Mastercard Inc	US57636Q1040	USD	98	380.0800	0.910	33,895.80	1.80
27	Stellantis NV	NL00150001Q9	EUR	2,254	15.0000	1.000	33,810.00	1.79
28	Nestle	CH0038863350	CHF	286	114.5000	1.016	33,268.62	1.76
29	Publicis Groupe SA	FR0000130577	EUR	437	74.1200	1.000	32,390.44	1.72
30	Microsoft Corp	US5949181045	USD	115	307.3200	0.910	32,161.29	1.71
31	Rubis SCA	FR0013269123	EUR	1,174	26.7800	1.000	31,439.72	1.67
32	Covestro AG	DE0006062144	EUR	737	39.8600	1.000	29,376.82	1.56
33	AUTOZONE INC	US0533321024	USD	11	2,663.3100	0.910	26,659.94	1.41
34	Walt Disney Co	US2546871060	USD	268	102.5200	0.910	25,002.78	1.33
35	Amazon.com Inc	US0231351067	USD	260	105.4700	0.910	24,954.40	1.32
36	Adyen NV	NL0012969182	EUR	17	1,452.0000	1.000	24,684.00	1.31
37	SAP SE	DE0007164600	EUR	185	122.8600	1.000	22,729.10	1.21
38	INMODE LTD	IL0011595993	USD	665	37.2500	0.910	22,542.02	1.20
39	Applied Materials Inc	US0382221051	USD	215	113.0300	0.910	22,114.49	1.17
40	PepsiCo Inc	US7134481081	USD	122	190.8900	0.910	21,192.78	1.12
41	Best Buy Co Inc	US0865161014	USD	298	74.5200	0.910	20,208.49	1.07
42	Bayer AG	DE000BAY0017	EUR	324	59.7300	1.000	19,352.52	1.03
43	IG Group Holdings PLC	GB00B06QFB75	GBP	2,250	7.3350	1.134	18,722.67	0.99
44	UBS Group AG	CH0244767585	CHF	991	18.0650	1.016	18,187.58	0.96
45	Equinor ASA	US29446M1027	USD	690	28.7300	0.910	18,039.71	0.96
46	Biogen Inc	US09062X1037	USD	65	304.2800	0.910	17,998.30	0.95
47	Home Depot Inc	US4370761029	USD	62	300.5400	0.910	16,956.60	0.90
48	TOTAL SA	FR0000120271	EUR	257	57.9100	1.000	14,882.87	0.79
49	Imperial Brands PLC	GB0004544929	GBP	610	19.6700	1.134	13,611.92	0.72
50	Unilever PLC	GB00B10RZP78	GBP	215	44.4000	1.134	10,829.45	0.57
51	British American Tobacco PLC	GB0002875804	GBP	320	29.2700	1.134	10,625.71	0.56
52	Kering SA	FR0000121485	EUR	18	579.7000	1.000	10,434.60	0.55
53	Rio Tinto PLC	GB0007188757	GBP	125	50.48	1.134	7,158.37	0.38