

Goals of the Fund

The objective of the Fund's investment is to realize profits for the fund's quota holders, investing in principle in securities of large companies in developed world economies but in some cases also debt securities and bank deposits while maintaining a high level of liquidity. In this way, quota holders, in the longer term, will be able to participate in the growth of the world economy and realize profits from their investments. Through investing in the Fund, the clients will be able to achieve diversification of their capital and accomplish their personal financial goals, while having high liquidity of the investment. *

* Detailed information can be found in the Prospectus.

Information about the Fund

Name of the Fund	WVP Global
Inception Date	1/11/2021
Currency of the shares	EUR
Net value	2.463.114,79 EUR
Unit Price	144.2528
Fund Type	Accumulation
Custody Bank	First Investment Bank Albania
Subcustody Bank	First Investment Bank Bulgaria Clearstream
Benchmark	WVP Benchmark
Standard deviation	12,87%
Risk class	5

Fees

Fees paid by investor:

up to 14.999	5.0%
14.999-24.999	4.5%
25.000-49.999	4.0%
50.000-99.999	3.5%
100.000-249.999	3.0%
250.000-499.999	2.5%
500.000-999.999	2.0%
1.000.000-2.499.999	1.5%
over 2.500.000	1.0%

Exit fee not chargeable (0%)

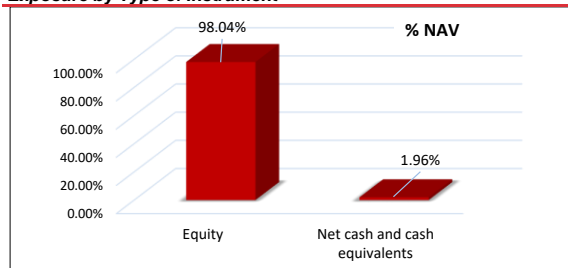
Fees paid by the Fund:

Management fee	2% annually
Custody bank fee	0,2% annually

Performance

WVP Global %	
1M	-3,63
3M	4,57
6M	16,42
1 Year	15,60
YTD	7,94
Total Return since inception %	
	44,25

Exposure by Type of Instrument



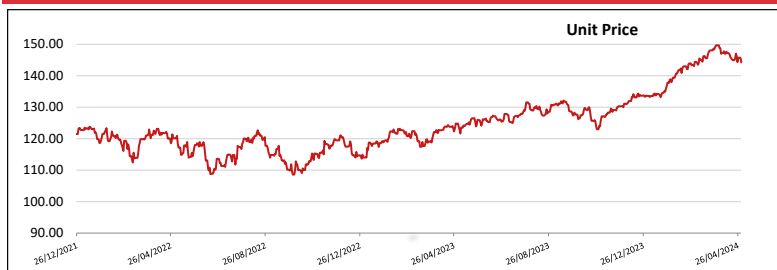
The fund is not listed on the stock exchange and can not be traded. Official information, purchase and sale of units are done direct through WVP Fund Management Tirana
For purchase of units of WVP Global please follow these payment instructions:
IBAN AL94 2151 1031 EUR1 0000 1490 8100
SWIFT FINVALTR

The Portfolio Structure Report of the Fund is issued on a quarterly basis and is published on the web-site of the Company. The returns published in the report have been actually accomplished in the past and should be taken as an indicator, i.e. are not a guarantee for future returns. Detailed information on the Funds can be obtained from the Prospectus and the Statute of the Fund, published on the web-site www.wvpfunds.al, by phone at +355 (4) 22 24 525 or at the following email address: contact@wvpfunds.al

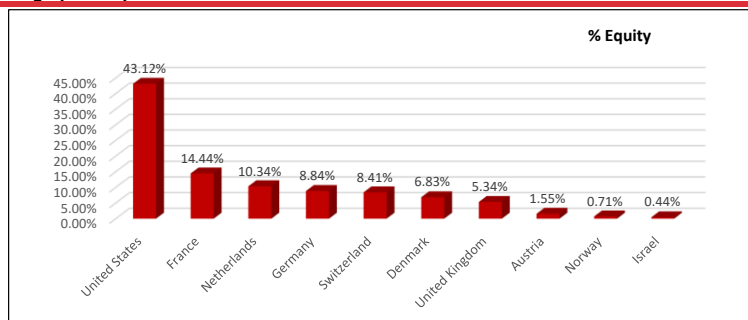
Top 10 Holdings

Novo Nordisk A/S	6.69%
Facebook Inc	3.56%
Lam Research Corp	3.52%
Alphabet Inc	3.32%
Partners Group Holding AG	3.26%
Allianz SE	3.24%
Berkshire Hathaway Inc	3.12%
Philip Morris International Inc	3.01%
Thales SA	2.92%
Roche Holding AG	2.89%
35.53%	

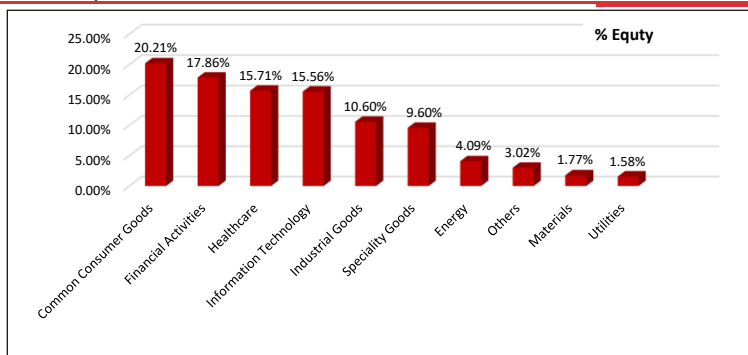
Unit price



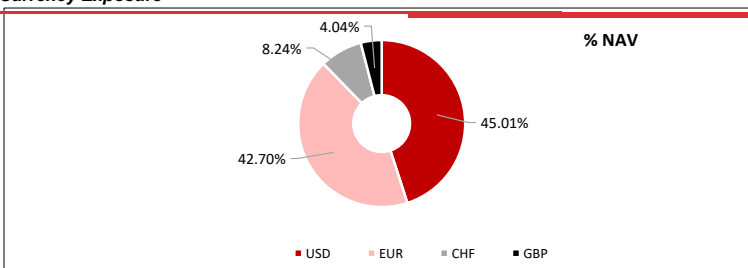
Geographic Exposure



Sectoral Exposure



Currency Exposure



No.	Name Of The Company	ISIN	Currency	No. Of Share	Price	Exchange Rate	Value in EUR	%NAV
1	Novo Nordisk A/S	DK0060534915	EUR	1,362	121.0300	1.000	164,842.86	6.69
2	Facebook Inc	US30303M1027	USD	219	429.9900	0.932	87,739.62	3.56
3	Lam Research Corp	US5128071082	USD	104	894.0000	0.932	86,629.17	3.52
4	Alphabet Inc	US02079K3059	USD	540	162.7200	0.932	81,870.60	3.32
5	Partners Group Holding AG	CH0024608827	CHF	66	1,189.5000	1.023	80,332.38	3.26
6	Allianz SE	DE0008404005	EUR	300	266.1000	1.000	79,830.00	3.24
7	Berkshire Hathaway Inc	US0846707026	USD	208	396.7700	0.932	76,894.53	3.12
8	Philip Morris International Inc	US7181721090	USD	838	94.9100	0.932	74,105.30	3.01
9	Thales SA	FR0000121329	EUR	456	157.9500	1.000	72,025.20	2.92
10	Roche Holding AG	CH0012032048	CHF	315	220.6000	1.023	71,104.70	2.89
11	Unilever PLC	GB00B10RZP78	EUR	1,429	48.4100	1.000	69,177.89	2.81
12	Abbvie Inc	US00287Y1091	USD	419	162.6000	0.932	63,478.67	2.58
13	PepsiCo Inc	US7134481081	USD	359	175.8400	0.932	58,817.34	2.39
14	Adidas AG	DE000A1EWWW0	EUR	260	225.4000	1.000	58,604.00	2.38
15	ASML Holding NV	NL0010273215	EUR	69	832.6000	1.000	57,449.40	2.33
16	Microsoft Corp	US5949181045	USD	158	389.3300	0.932	57,314.99	2.33
17	LVMH Moet Hennessy Louis Vuitton SE	FR0000121014	EUR	74	774.4000	1.000	57,305.60	2.33
18	Apple Inc	US0378331005	USD	347	170.0200	0.932	54,969.63	2.23
19	Danone SA	FR0000120644	EUR	838	58.6600	1.000	49,157.08	2.00
20	Stellantis NV	NL00150001Q9	EUR	2,254	20.8800	1.000	47,063.52	1.91
21	ING Groep NV	NL0011821202	EUR	3,120	14.8580	1.000	46,356.96	1.88
22	Publicis Groupe SA	FR0000130577	EUR	437	103.6500	1.000	45,295.05	1.84
23	TOTAL SA	FR0000120271	EUR	645	68.5900	1.000	44,240.55	1.80
24	Cisco Systems Inc	US17275R1023	USD	987	46.9800	0.932	43,203.95	1.75
25	Amazon.com Inc	US0231351067	USD	260	175.2400	0.932	42,452.17	1.72
26	Mastercard Inc	US57636Q1040	USD	98	451.0000	0.932	41,180.91	1.67
27	IG Group Holdings PLC	GB00B06QFB75	GBP	4,700	7.4800	1.169	41,108.49	1.67
28	Visa Inc	US92826C8394	USD	164	268.6400	0.932	41,049.49	1.67
29	Applied Materials Inc	US0382221051	USD	215	198.5700	0.932	39,778.22	1.61
30	Coca-Cola European Partners PLC	GB00BDCPN049	USD	592	72.0100	0.932	39,719.87	1.61
31	Rubis SCA	FR0013269123	EUR	1,174	32.4800	1.000	38,131.52	1.55
32	OMV AG	AT0000743059	EUR	841	44.5400	1.000	37,458.14	1.52
33	L'Oreal SA	FR0000120321	EUR	83	439.6500	1.000	36,490.95	1.48
34	Covestro AG	DE0006062144	EUR	737	47.1300	1.000	34,734.81	1.41
35	Altria Group Inc	US02209S1033	USD	820	43.8100	0.932	33,471.90	1.36
36	SAP SE	DE0007164600	EUR	185	169.8600	1.000	31,424.10	1.28
37	Bristol-Myers Squibb Co	US1101221083	USD	755	43.9500	0.932	30,917.13	1.26
38	AUTOZONE INC	US0533321024	USD	11	2,956.4000	0.932	30,300.46	1.23
39	Walt Disney Co	US2546871060	USD	268	111.0700	0.932	27,734.79	1.13
40	Nestle	CH0038863350	CHF	286	92.2000	1.023	26,982.32	1.10
41	British American Tobacco PLC	GB0002875804	GBP	981	23.5100	1.169	26,968.31	1.09
42	UBS Group AG	CH0244767585	CHF	991	24.2700	1.023	24,610.80	1.00
43	Best Buy Co Inc	US0865161014	USD	298	73.6100	0.932	20,438.38	0.83
44	Home Depot Inc	US4370761029	USD	62	334.0800	0.932	19,299.03	0.78
45	Adyen NV	NL0012969182	EUR	17	1,130.0000	1.000	19,210.00	0.78
46	Equinor ASA	US29446M1027	USD	690	26.5900	0.932	17,094.67	0.69
47	Johnson & Johnson	US4781601046	USD	123	144.6000	0.932	16,571.69	0.67
48	Imperial Brands PLC	GB0004544929	GBP	610	18.2850	1.169	13,042.38	0.53
49	Biogen Inc	US09062X1037	USD	65	214.8100	0.932	13,009.52	0.53
50	INMODE LTD	IL0011595993	USD	665	17.1900	0.932	10,651.01	0.43
51	Unilever PLC	GB00B10RZP78	GBP	215	41.5000	1.169	10,433.23	0.42
52	Bayer AG	DE000BAY0017	EUR	324	27.2900	1.000	8,841.96	0.36
53	Rio Tinto PLC	GB0007188757	GBP	125	54.7	1.169	7,995.20	0.32
54	Kering SA	FR0000121485	EUR	18	330	1.000	5,940.00	0.24