

### Goals of the Fund

The objective of the Fund's investment is to realize profits for the fund's quota holders, investing in principle in securities of large companies in developed world economies but in some cases also debt securities and bank deposits while maintaining a high level of liquidity. In this way, quota holders, in the longer term, will be able to participate in the growth of the world economy and realize profits from their investments. Through investing in the Fund, the clients will be able to achieve diversification of their capital and accomplish their personal financial goals, while having high liquidity of the investment. \*

\* Detailed information can be found in the Prospectus.

### Information about the Fund

Name of the Fund	WVP Global
Inception Date	1/11/2021
Currency of the shares	EUR
Net value	<b>1.442.773,09 EUR</b>
Unit Price	<b>111.2578</b>
Fund Type	Accumulation
Custody Bank	First Investment Bank Albania
Subcustody Bank	First Investment Bank Bulgaria
	Clearstream
Benchmark	WVP Benchmark
Standard deviation	13,74%
Risk class	5

### Fees

Fees paid by investor:

up to 14.999	5.0%
14.999-24.999	4.5%
25.000-49.999	4.0%
50.000-99.999	3.5%
Entry commission	
100.000-249.999	3.0%
250.000-499.999	2.5%
500.000-999.999	2.0%
1.000.000-2.499.999	1.5%
over 2.500.000	1.0%

Exit fee not chargeable (0%)

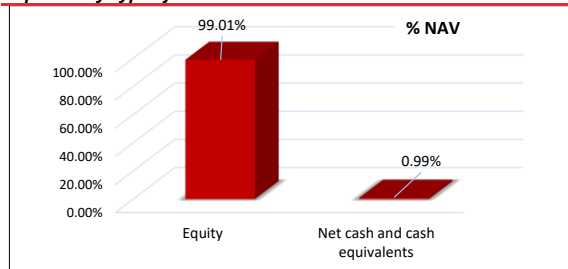
Fees paid by the Fund:

Management fee	2% annually
Custody bank fee	0,2% annually

### Performance

WVP Global %	
1M	-6,01
3M	-7,42
6M	-9,36
1 Year	-3,92
YTD	-9,36
Total Return since inception %	11,26

### Exposure by Type of Instrument



The fund is not listed on the stock exchange and can not be traded. Official information, purchase and sale of units are done direct through WVP Fund Management Tirana

For purchase of units of WVP Global please follow these payment instructions:

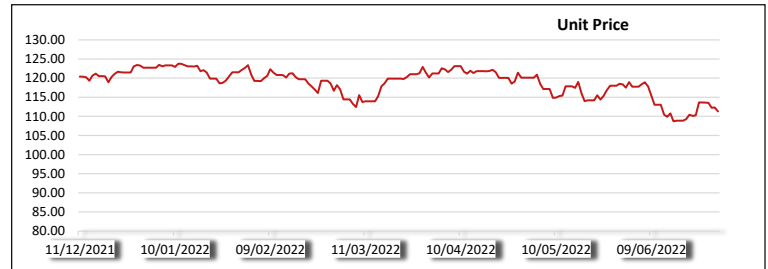
IBAN **AL94 2151 1031 EUR1 0000 1490 8100**  
SWIFT **FINVALTR**

The Portfolio Structure Report of the Fund is issued on a quarterly basis and is published on the web-site of the Company. The returns published in the report have been actually accomplished in the past and should be taken as an indicator, i.e. are not a guarantee for future returns. Detailed information on the Funds can be obtained from the Prospectus and the Statute of the Fund, published on the web-site [www.wvpfunds.al](http://www.wvpfunds.al), by phone at +355 (4) 22 24 525 or at the following email address:

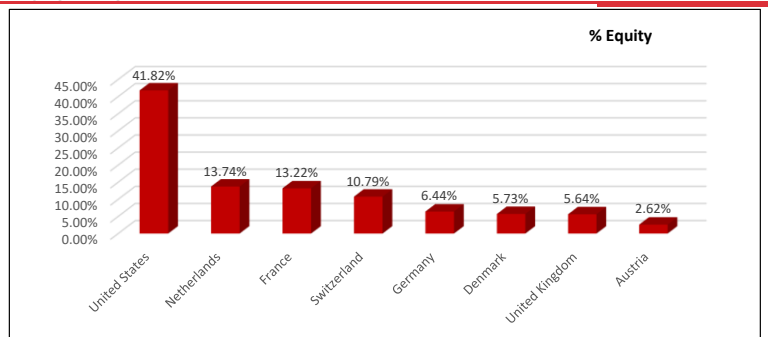
### Top 10 Holdings

Novo Nordisk A/S	5.67%
Roche Holding AG	4.67%
Unilever PLC	4.29%
Philip Morris International Inc	4.06%
Bristol-Myers Squibb Co	3.87%
Abbvie Inc	3.25%
ING Groep NV	3.00%
Berkshire Hathaway Inc	2.88%
Facebook Inc	2.87%
Cisco Systems Inc	2.80%
<b>Total</b>	<b>37.36%</b>

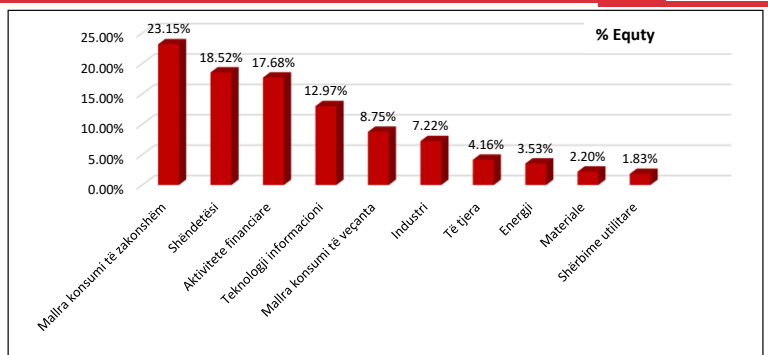
### Unit price



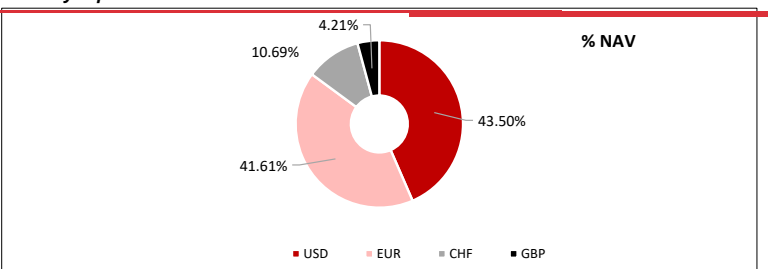
### Geographic Exposure



### Sectoral Exposure



### Currency Exposure



No.	Name Of The Company	ISIN	Currency	No. Of Shares	Price	Exchange Rate	Value in EUR	%NAV
1	Novo Nordisk A/S	DK0060534915	EUR	773	105.8800	119.130000	9,750,223.44	5.67
2	Roche Holding AG	CH0012032048	CHF	211	318.5000	119.340000	8,020,065.69	4.67
3	Unilever PLC	GB00B10RZP78	EUR	1,429	43.3100	119.130000	7,372,954.51	4.29
4	Philip Morris International Inc	US7181721090	USD	618	98.7700	114.220000	6,971,972.81	4.06
5	Bristol-Myers Squibb Co	US1101221083	USD	755	77.0700	114.220000	6,646,216.23	3.87
6	Abbvie Inc	US00287Y1091	USD	319	153.4700	114.220000	5,591,860.54	3.25
7	ING Groep NV	NL0011821202	EUR	4,595	9.4310	119.130000	5,162,551.56	3.00
8	Berkshire Hathaway Inc	US0846707026	USD	169	256.4000	114.220000	4,949,335.35	2.88
9	Facebook Inc	US30303M1027	USD	268	161.2600	114.220000	4,936,323.41	2.87
10	Cisco Systems Inc	US17275R1023	USD	987	42.6500	114.220000	4,808,153.72	2.80
11	Partners Group Holding AG	CH0024608827	CHF	46	860.2000	119.340000	4,722,188.33	2.75
12	OMV AG	AT0000743059	EUR	841	44.4900	119.130000	4,457,378.80	2.59
13	Thales SA	FR0000121329	EUR	305	117.0500	119.130000	4,252,970.78	2.47
14	Alphabet Inc	US02079K3059	USD	17	2,179.2900	114.220000	4,231,614.56	2.46
15	Allianz SE	DE0008404005	EUR	187	181.9600	119.130000	4,053,579.33	2.36
16	Altria Group Inc	US02209S1033	USD	820	41.8000	114.220000	3,915,004.72	2.28
17	Apple Inc	US0378331005	USD	244	136.7600	114.220000	3,811,457.44	2.22
18	Nestle	CH0038863350	CHF	286	111.4200	119.340000	3,802,902.76	2.21
19	ASML Holding NV	NL0010273215	EUR	69	455.8500	119.130000	3,747,073.32	2.18
20	Visa Inc	US92826C8394	USD	164	196.8900	114.220000	3,688,159.23	2.15
21	Danone SA	FR0000120644	EUR	578	53.2400	119.130000	3,665,954.13	2.13
22	Mastercard Inc	US57636Q1040	USD	98	315.5100	114.220000	3,531,680.12	2.05
23	Coca-Cola European Partners PLC	GB00BDCPN049	USD	592	51.5900	114.220000	3,488,425.00	2.03
24	Microsoft Corp	US5949181045	USD	115	256.8600	114.220000	3,373,933.16	1.96
25	L'Oreal SA	FR0000120321	EUR	83	328.9000	119.130000	3,252,094.13	1.89
26	LVMH Moet Hennessy Louis Vuitton SE	FR0000121014	EUR	46	581.7000	119.130000	3,187,704.37	1.85
27	Stellantis NV	NL00150001Q9	EUR	2,254	11.7920	119.130000	3,166,376.28	1.84
28	Amazon.com Inc	US0231351067	USD	260	106.2900	114.220000	3,156,515.39	1.84
29	Rubis SCA	FR0013269123	EUR	1,174	22.2600	119.130000	3,113,252.88	1.81
30	Covestro AG	DE0006062144	EUR	737	32.9300	119.130000	2,891,214.81	1.68
31	Adyen NV	NL0012969182	EUR	17	1,388.0000	119.130000	2,810,991.48	1.64
32	AUTOZONE INC	US0533321024	USD	11	2,149.2800	114.220000	2,700,398.38	1.57
33	Publicis Groupe SA	FR0000130577	EUR	437	46.6500	119.130000	2,428,590.14	1.41
34	Applied Materials Inc	US0382221051	USD	215	90.9900	114.220000	2,234,468.73	1.30
35	Best Buy Co Inc	US0865161014	USD	298	65.1900	114.220000	2,218,908.54	1.29
36	IG Group Holdings PLC	GB00B06QFB75	GBP	2,250	6.9050	138.560000	2,152,702.80	1.25
37	Adidas AG	DE000A1EWWW0	EUR	105	168.8400	119.130000	2,111,960.47	1.23
38	Lam Research Corp	US5128071082	USD	42	426.1600	114.220000	2,044,391.80	1.19
39	SAP SE	DE0007164600	EUR	185	86.7100	119.130000	1,911,006.03	1.11
40	UBS Group AG	CH0244767585	CHF	991	15.3900	119.340000	1,820,112.82	1.06
41	British American Tobacco PLC	GB0002875804	GBP	320	35.1950	138.560000	1,560,518.14	0.91
42	Imperial Brands PLC	GB0004544929	GBP	610	18.3550	138.560000	1,551,393.97	0.90
43	TOTAL SA	FR0000120271	EUR	257	50.3600	119.130000	1,541,842.41	0.90
44	Biogen Inc	US09062X1037	USD	65	203.9600	114.220000	1,514,260.23	0.88
45	Unilever PLC	GB00B10RZP78	GBP	215	37.4300	138.560000	1,115,054.67	0.65
46	Kering SA	FR0000121485	EUR	18	489.9500	119.130000	1,050,619.38	0.61
47	Rio Tinto PLC	GB0007188757	GBP	125	49.1650	138.560000	851,537.80	0.50
48	Walt Disney Co	US2546871060	USD	78	94.4700	114.220000	841,648.35	0.49