

Goals of the Fund

The objective of the Fund's investment is to realize profits for the fund's quota holders, investing in principle in securities of large companies in developed world economies but in some cases also debt securities and bank deposits while maintaining a high level of liquidity. In this way, quota holders, in the longer term, will be able to participate in the growth of the world economy and realize profits from their investments. Through investing in the Fund, the clients will be able to achieve diversification of their capital and accomplish their personal financial goals, while having high liquidity of the investment. *

* Detailed information can be found in the Prospectus.

Information about the Fund

Name of the Fund	WVP Global
Inception Date	1/11/2021
Currency of the shares	EUR
Net value	2.039.122,21 EUR
Unit Price	127.7218
Fund Type	Accumulation
Custody Bank	First Investment Bank Albania
Subcustody Bank	First Investment Bank Bulgaria Clearstream
Benchmark	WVP Benchmark
Standard deviation	13,59%
Risk class	5

Fees

Fees paid by investor:

up to 14.999	5.0%
14.999-24.999	4.5%
25.000-49.999	4.0%
50.000-99.999	3.5%
100.000-249.999	3.0%
250.000-499.999	2.5%
500.000-999.999	2.0%
1.000.000-2.499.999	1.5%
over 2.500.000	1.0%

Exit fee not chargeable (0%)

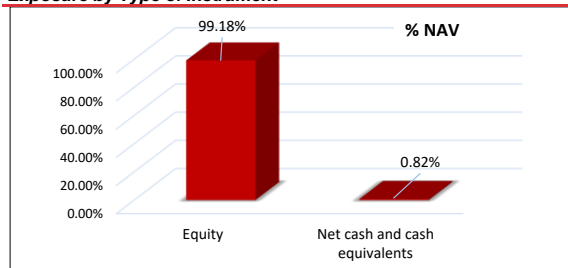
Fees paid by the Fund:

Management fee	2% annually
Custody bank fee	0,2% annually

Performance

WVP Global %	
1M	-2,14
3M	-0,13
6M	4,64
1 Year	17,59
YTD	11,99
Total Return since inception %	
	27,72

Exposure by Type of Instrument



The fund is not listed on the stock exchange and can not be traded. Official information, purchase and sale of units are done direct through WVP Fund Management Tirana
For purchase of units of WVP Global please follow these payment instructions:
IBAN AL94 2151 1031 EUR1 0000 1490 8100
SWIFT FINVALTR

The Portfolio Structure Report of the Fund is issued on a quarterly basis and is published on the web-site of the Company. The returns published in the report have been actually accomplished in the past and should be taken as an indicator, i.e. are not a guarantee for future returns. Detailed information on the Funds can be obtained from the Prospectus and the Statute of the Fund, published on the web-site www.wvpfunds.al, by phone at +355 (4) 22 24 525 or at the following email address: contact@wvpfunds.al

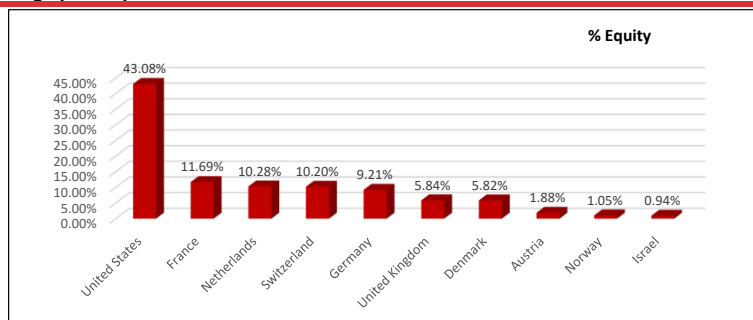
Top 10 Holdings

Novo Nordisk A/S	5.77%
Roche Holding AG	4.00%
Facebook Inc	3.72%
Philip Morris International Inc	3.59%
Partners Group Holding AG	3.46%
Berkshire Hathaway Inc	3.37%
Allianz SE	3.32%
Unilever PLC	3.28%
Alphabet Inc	3.26%
Lam Research Corp	3.01%
36.78%	

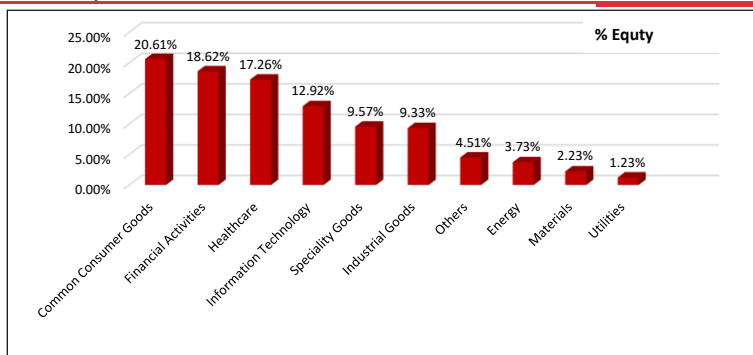
Unit price



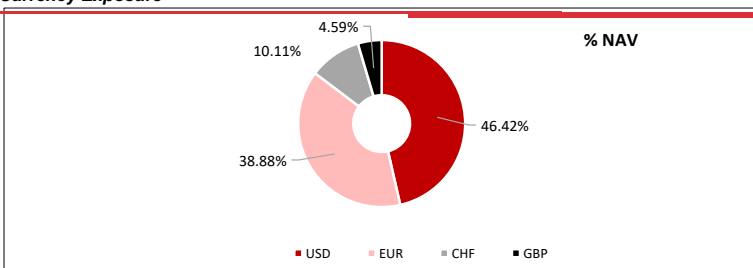
Geographic Exposure



Sectoral Exposure



Currency Exposure



No.	Name Of The Company	ISIN	Currency	No. Of Shares	Price	Exchange Rate	Value in EUR	%NAV
1	Novo Nordisk A/S	DK0060534915	EUR	1,362	86.3900	1.000	117,663.18	5.77
2	Roche Holding AG	CH0012032048	CHF	315	250.4000	1.035	81,605.55	4.00
3	Facebook Inc	US30303M1027	USD	268	300.1600	0.942	75,803.25	3.72
4	Philip Morris International Inc	US7181721090	USD	838	92.5900	0.942	73,115.31	3.59
5	Partners Group Holding AG	CH0024608827	CHF	66	1,034.5000	1.035	70,639.77	3.46
6	Berkshire Hathaway Inc	US0846707026	USD	208	350.2500	0.942	68,650.18	3.37
7	Allianz SE	DE0008404005	EUR	300	225.8500	1.000	67,755.00	3.32
8	Unilever PLC	GB00B10RZP78	EUR	1,429	46.8600	1.000	66,962.94	3.28
9	Alphabet Inc	US02079K3059	USD	540	130.8100	0.942	66,563.31	3.26
10	Lam Research Corp	US5128071082	USD	104	626.5400	0.942	61,401.98	3.01
11	Thales SA	FR0000121329	EUR	456	133.0500	1.000	60,670.80	2.98
12	Abbvie Inc	US00287Y1091	USD	419	149.1000	0.942	58,869.71	2.89
13	Cisco Systems Inc	US17275R1023	USD	987	53.7500	0.942	49,991.46	2.45
14	Adidas AG	DE000A1EWWWW0	EUR	260	166.6600	1.000	43,331.60	2.13
15	Bristol-Myers Squibb Co	US1101221083	USD	755	58.0600	0.942	41,307.05	2.03
16	Stellantis NV	NL00150001Q9	EUR	2,254	18.2500	1.000	41,135.50	2.02
17	Apple Inc	US0378331005	USD	244	171.1800	0.942	39,358.91	1.93
18	ING Groep NV	NL0011821202	EUR	3,120	12.5500	1.000	39,156.00	1.92
19	ASML Holding NV	NL0010273215	EUR	69	559.1000	1.000	38,577.90	1.89
20	PepsiCo Inc	US7134481081	USD	241	169.4400	0.942	38,479.84	1.89
21	OMV AG	AT0000743059	EUR	841	45.2600	1.000	38,063.66	1.87
22	Covestro AG	DE0006062144	EUR	737	51.0800	1.000	37,645.96	1.85
23	Mastercard Inc	US57636Q1040	USD	98	395.9400	0.942	36,564.17	1.79
24	Visa Inc	US92826C8394	USD	164	230.0600	0.942	35,553.73	1.74
25	IG Group Holdings PLC	GB00B06QFB75	GBP	4,700	6.4300	1.155	34,897.42	1.71
26	Coca-Cola European Partners PLC	GB00BDCPN049	USD	592	62.4700	0.942	34,849.25	1.71
27	Microsoft Corp	US5949181045	USD	115	315.7100	0.942	34,212.62	1.68
28	LVMH Moet Hennessy Louis Vuitton SE	FR0000121014	EUR	46	716.4000	1.000	32,954.40	1.62
29	L'Oreal SA	FR0000120321	EUR	83	393.2000	1.000	32,635.60	1.60
30	Altria Group Inc	US02209S1033	USD	820	42.0500	0.942	32,492.27	1.59
31	Publicis Groupe SA	FR0000130577	EUR	437	71.7400	1.000	31,350.38	1.54
32	Amazon.com Inc	US0231351067	USD	260	127.1100	0.942	31,142.49	1.53
33	Nestle	CH0038863350	CHF	286	103.7400	1.035	30,696.38	1.51
34	Danone SA	FR0000120644	EUR	578	52.1900	1.000	30,165.82	1.48
35	British American Tobacco PLC	GB0002875804	GBP	981	25.7650	1.155	29,186.61	1.43
36	Applied Materials Inc	US0382221051	USD	215	138.4300	0.942	28,045.87	1.38
37	AUTOZONE INC	US0533321024	USD	11	2,539.9900	0.942	26,328.43	1.29
38	Rubis SCA	FR0013269123	EUR	1,174	21.2400	1.000	24,935.76	1.22
39	UBS Group AG	CH0244767585	CHF	991	22.6800	1.035	23,253.67	1.14
40	SAP SE	DE0007164600	EUR	185	122.7800	1.000	22,714.30	1.11
41	Equinor ASA	US29446M1027	USD	690	32.7900	0.942	21,320.17	1.05
42	Walt Disney Co	US2546871060	USD	268	81.0600	0.942	20,471.12	1.00
43	Best Buy Co Inc	US0865161014	USD	298	69.4400	0.942	19,499.62	0.96
44	INMODE LTD	IL0011595993	USD	665	30.4400	0.942	19,075.09	0.94
45	Home Depot Inc	US4370761029	USD	62	302.0500	0.942	17,646.99	0.87
46	TOTAL SA	FR0000120271	EUR	257	62.3000	1.000	16,011.10	0.79
47	Biogen Inc	US09062X1037	USD	65	257.0600	0.942	15,745.20	0.77
48	Bayer AG	DE000BAY0017	EUR	324	45.4800	1.000	14,735.52	0.72
49	Adyen NV	NL0012969182	EUR	17	705.7000	1.000	11,996.90	0.59
50	Imperial Brands PLC	GB0004544929	GBP	610	16.6700	1.155	11,742.21	0.58
51	Unilever PLC	GB00B10RZP78	GBP	215	40.7800	1.155	10,124.42	0.50
52	Kering SA	FR0000121485	EUR	18	431.8500	1.000	7,773.30	0.38
53	Rio Tinto PLC	GB0007188757	GBP	125	51.74	1.155	7,468.29	0.37