

### Goals of the Fund

The objective of the Fund's investment is to realize profits for the fund's quota holders, investing in principle in securities of large companies in developed world economies but in some cases also debt securities and bank deposits while maintaining a high level of liquidity. In this way, quota holders, in the longer term, will be able to participate in the growth of the world economy and realize profits from their investments. Through investing in the Fund, the clients will be able to achieve diversification of their capital and accomplish their personal financial goals, while having high liquidity of the investment. \*

\* Detailed information can be found in the Prospectus.

### Information about the Fund

Name of the Fund	WVP Global
Inception Date	1/11/2021
Currency of the shares	EUR
Net value	<b>2.737.332,37 EUR</b>
Unit Price	<b>150.0580</b>
Fund Type	Accumulation
Custody Bank	First Investment Bank Albania
Subcustody Bank	First Investment Bank Bulgaria Clearstream
Benchmark	WVP Benchmark
Standard deviation	12,72%
Risk class	5

### Fees

Fees paid by investor:

up to 14.999	5.0%
14.999-24.999	4.5%
25.000-49.999	4.0%
50.000-99.999	3.5%
100.000-249.999	3.0%
250.000-499.999	2.5%
500.000-999.999	2.0%
1.000.000-2.499.999	1.5%
over 2.500.000	1.0%

Exit fee not chargeable (0%)

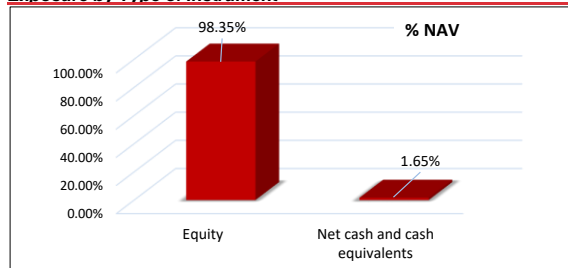
Fees paid by the Fund:

Management fee	2% annually
Custody bank fee	0,2% annually

### Performance

<b>WVP Global %</b>	
1M	-1,87
3M	-0,96
6M	0,25
1 Year	17,49
YTD	12,28
Total Return since inception %	
	50,06

### Exposure by Type of Instrument



The fund is not listed on the stock exchange and can not be traded. Official information, purchase and sale of units are done direct through WVP Fund Management Tirana  
For purchase of units of WVP Global please follow these payment instructions:  
IBAN AL94 2151 1031 EUR1 0000 1490 8100  
SWIFT FINVALTR

The Portfolio Structure Report of the Fund is issued on a quarterly basis and is published on the web-site of the Company. The returns published in the report have been actually accomplished in the past and should be taken as an indicator, i.e. are not a guarantee for future returns. Detailed information on the Funds can be obtained from the Prospectus and the Statute of the Fund, published on the web-site www.wvpfunds.al, by phone at +355 (4) 22 24 525 or at the following email address: contact@wvpfunds.al

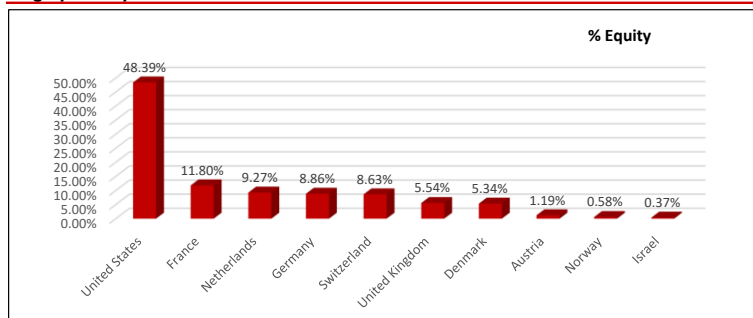
### Top 10 Holdings

Novo Nordisk A/S	5.25%
Facebook Inc	4.09%
Philip Morris International Inc	3.32%
Roche Holding AG	3.30%
Partners Group Holding AG	3.25%
Allianz SE	3.24%
Berkshire Hathaway Inc	3.12%
Unilever PLC	3.04%
Alphabet Inc	2.92%
Nvidia Corp	2.84%
<b>34.37%</b>	

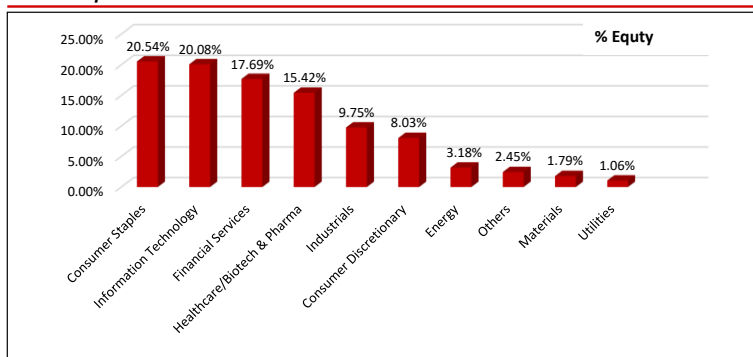
### Unit price



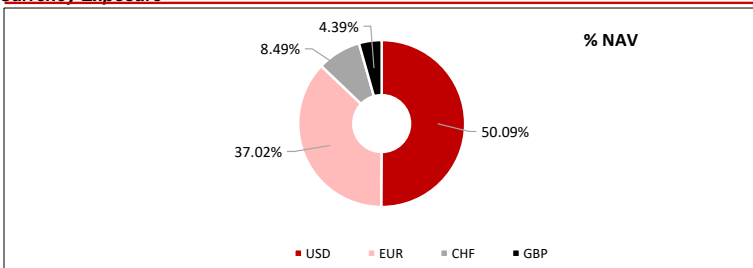
### Geographic Exposure



### Sectoral Exposure



### Currency Exposure



No.	Name Of The Company	ISIN	Currency	No. Of Share	Price	Exchange Rate	Value in EUR	%NAV
1	Novo Nordisk A/S	DK0060534915	EUR	1,362	105.56	1.000	143,772.72	5.25
2	Facebook Inc	US30303M1027	USD	219	572.32	0.893	111,988.31	4.09
3	Philip Morris International Inc	US7181721090	USD	838	121.39	0.893	90,890.10	3.32
4	Roche Holding AG	CH0012032048	CHF	315	270.60	1.061	90,408.40	3.30
5	Partners Group Holding AG	CH0024608827	CHF	66	1,269.50	1.061	88,868.34	3.25
6	Allianz SE	DE0008404005	EUR	300	295.20	1.000	88,560.00	3.24
7	Berkshire Hathaway Inc	US0846707026	USD	208	460.20	0.893	85,526.29	3.12
8	Unilever PLC	GB00B10RZP78	EUR	1,429	58.20	1.000	83,167.80	3.04
9	Alphabet Inc	US02079K3059	USD	540	165.90	0.893	80,044.19	2.92
10	Nvidia Corp	US67066G1040	USD	717	121.49	0.893	77,830.42	2.84
11	Lam Research Corp	US5128071082	USD	104	816.08	0.893	75,832.56	2.77
12	Abbvie Inc	US00287Y1091	USD	419	197.36	0.893	73,886.11	2.70
13	Apple Inc	US0378331005	USD	347	232.99	0.893	72,236.45	2.64
14	Thales SA	FR0000121329	EUR	456	142.55	1.000	65,002.80	2.37
15	Adidas AG	DE000A1EWWW0	EUR	260	238.10	1.000	61,906.00	2.26
16	Microsoft Corp	US5949181045	USD	158	430.05	0.893	60,710.76	2.22
17	Danone SA	FR0000120644	EUR	838	65.32	1.000	54,738.16	2.00
18	PepsiCo Inc	US7134481081	USD	359	170.02	0.893	54,536.11	1.99
19	IG Group Holdings PLC	GB00B06QFB75	GBP	4,700	9.20	1.198	51,807.45	1.89
20	ASML Holding NV	NL0010273215	EUR	69	745.60	1.000	51,446.40	1.88
21	LVMH Moet Hennessy Louis Vuitton SE	FR0000121014	EUR	74	688.50	1.000	50,949.00	1.86
22	ING Groep NV	NL0011821202	EUR	3,120	16.27	1.000	50,762.40	1.85
23	Cisco Systems Inc	US17275R1023	USD	987	53.20	0.893	46,915.73	1.71
24	Amazon.com Inc	US0231351067	USD	260	186.30	0.893	43,278.87	1.58
25	Mastercard Inc	US57636Q1040	USD	98	493.60	0.893	43,220.61	1.58
26	Publicis Groupe SA	FR0000130577	EUR	437	97.98	1.000	42,817.26	1.56
27	Coca-Cola European Partners PLC	GB00BDCPN049	USD	592	78.72	0.893	41,638.63	1.52
28	Vertex Pharmaceuticals Inc	US92532F1003	USD	99	464.92	0.893	41,124.73	1.50
29	Covestro AG	DE0006062144	EUR	737	54.80	1.000	40,387.60	1.48
30	Visa Inc	US92826C8394	USD	164	274.77	0.893	40,262.69	1.47
31	Applied Materials Inc	US0382221051	USD	215	202.03	0.893	38,810.03	1.42
32	SAP SE	DE0007164600	EUR	185	204.90	1.000	37,906.50	1.38
33	TOTAL SA	FR0000120271	EUR	645	58.49	1.000	37,726.05	1.38
34	Altria Group Inc	US02209S1033	USD	820	51.03	0.893	37,387.73	1.37
35	Bristol-Myers Squibb Co	US1101221083	USD	755	51.75	0.893	34,909.77	1.28
36	L'Oreal SA	FR0000120321	EUR	83	402.00	1.000	33,366.00	1.22
37	OMV AG	AT0000743059	EUR	841	38.24	1.000	32,159.84	1.17
38	British American Tobacco PLC	GB0002875804	GBP	981	27.24	1.198	32,017.15	1.17
39	Lockheed Martin Corporation	US5398301094	USD	60	584.31	0.893	31,324.51	1.14
40	AUTOZONE INC	US0533321024	USD	11	3,150.04	0.893	30,959.82	1.13
41	Adobe Systems Inc	US00724F1012	USD	63	517.71	0.893	29,141.83	1.06
42	Rubis SCA	FR0013269123	EUR	1,174	24.36	1.000	28,598.64	1.04
43	Stellantis NV	NL00150001Q9	EUR	2,254	12.41	1.000	27,967.63	1.02
44	Best Buy Co Inc	US0865161014	USD	298	103.29	0.893	27,502.00	1.00
45	UBS Group AG	CH0244767585	CHF	991	26.05	1.061	27,381.16	1.00
46	Nestle	CH0038863350	CHF	286	84.96	1.061	25,772.17	0.94
47	Adyen NV	NL0012969182	EUR	17	1,402.40	1.000	23,840.80	0.87
48	Walt Disney Co	US2546871060	USD	268	96.16	0.893	23,026.02	0.84
49	Home Depot Inc	US4370761029	USD	62	404.94	0.893	22,432.21	0.82
50	Johnson & Johnson	US4781601046	USD	123	162.00	0.893	17,803.68	0.65
51	Imperial Brands PLC	GB0004544929	GBP	610	21.72	1.198	15,874.36	0.58
52	Equinor ASA	US29446M1027	USD	690	25.33	0.893	15,616.15	0.57
53	Unilever PLC	GB00B10RZP78	GBP	215	48.47	1.198	12,485.85	0.46
54	Biogen Inc	US09062X1037	USD	65	193.65	0.893	11,246.58	0.41
55	INMODE LTD	IL0011595993	USD	665	16.92	0.893	10,053.37	0.37
56	Bayer AG	DE000BAY0017	EUR	324	30.43	1.000	9,857.70	0.36
57	Rio Tinto PLC	GB0007188757	GBP	125	52.98	1.198	7,934.66	0.29
58	Kering SA	FR0000121485	EUR	18	256.00	1.000	4,608.00	0.17