

Goals of the Fund

The objective of the Fund's investment is to realize profits for the fund's quota holders, investing in principle in securities of large companies in developed world economies but in some cases also debt securities and bank deposits while maintaining a high level of liquidity. In this way, quota holders, in the longer term, will be able to participate in the growth of the world economy and realize profits from their investments. Through investing in the Fund, the clients will be able to achieve diversification of their capital and accomplish their personal financial goals, while having high liquidity of the investment. *

* Detailed information can be found in the Prospectus.

Information about the Fund

Name of the Fund	WVP Global
Inception Date	1/11/2021
Currency of the shares	EUR
Net value	993.999,34 EUR
Unit Price	122.1041
Fund Type	Accumulation
Custody Bank	First Investment Bank Albania
Subcustody Bank	First Investment Bank Bulgaria Clearstream
Benchmark	WVP Benchmark
Standard deviation	11,48%
Risk class	5

Fees

Fees paid by investor:

up to 14.999	5.0%
14.999-24.999	4.5%
25.000-49.999	4.0%
50.000-99.999	3.5%
100.000-249.999	3.0%
250.000-499.999	2.5%
500.000-999.999	2.0%
1.000.000-2.499.999	1.5%
over 2.500.000	1.0%

Exit fee not chargeable (0%)

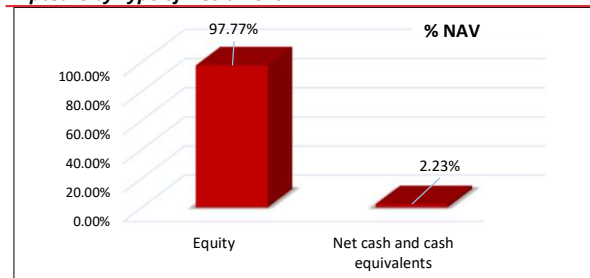
Fees paid by the Fund:

Management fee	2% annually
Custody bank fee	0,2% annually

Performance

WVP Global %	
1M	-0,53
3M	3,15
6M	3,46
1 Year	25,99
YTD	-0,53
Total Return since inception %	22,10

Exposure by Type of Instrument



The fund is not listed on the stock exchange and can not be traded. Official information, purchase and sale of units are done direct through WVP Fund Management Tirana

For purchase of units of WVP Global please follow these payment instructions:

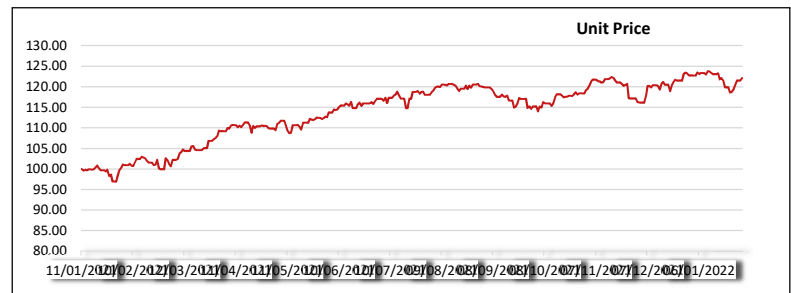
IBAN **AL94 2151 1031 EUR1 0000 1490 8100**
SWIFT **FINVALTR**

The Portfolio Structure Report of the Fund is issued on a quarterly basis and is published on the web-site of the Company. The returns published in the report have been actually accomplished in the past and should be taken as an indicator, i.e. are not a guarantee for future returns. Detailed information on the Funds can be obtained from the Prospectus and the Statute of the Fund, published on the web-site www.wvpfunds.al, by phone at +355 (4) 22 24 525 or at the following email address: contact@wvpfunds.al

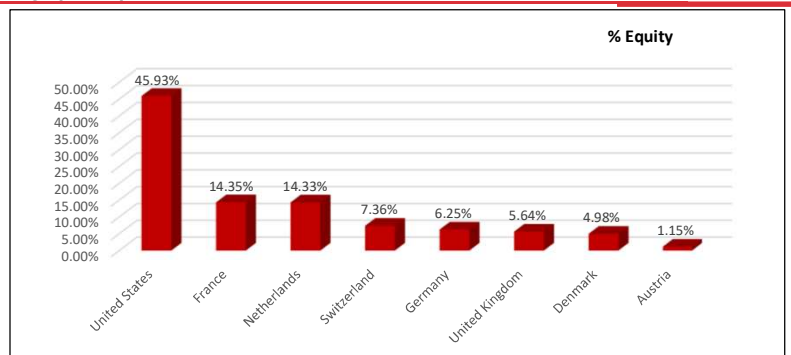
Top 10 Holdings

Unilever PLC	6.52%
Novo Nordisk A/S	4.87%
Philip Morris International Inc	4.73%
Roche Holding AG	3.97%
Abbvie Inc	3.93%
Berkshire Hathaway Inc	3.75%
Bristol-Myers Squibb Co	3.43%
Visa Inc	3.34%
Allianz SE	3.25%
Cisco Systems Inc	2.85%
Total	40.64%

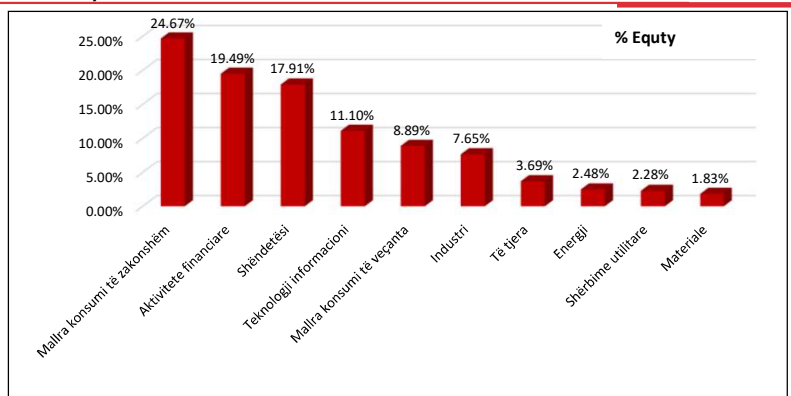
Unit price



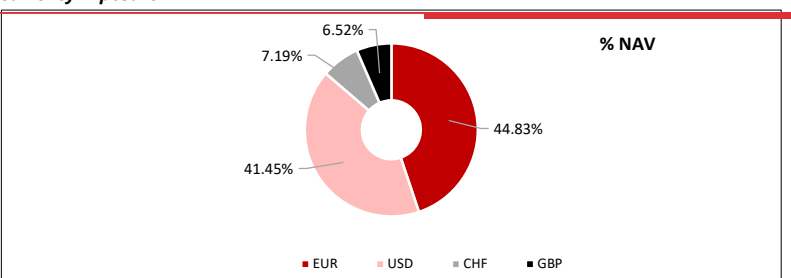
Geographic Exposure



Sectoral Exposure



Currency Exposure



No.	Name Of The Company	ISIN	Currency	No. Of Shares	Price	Exchange Rate	Value in EUR	%NAV
1	Unilever PLC	GB00B10RZP78	EUR	1,429	45.3800	120.900000	64,848.02	6.52
2	Novo Nordisk A/S	DK0060534915	EUR	549	88.1900	120.900000	48,416.31	4.87
3	Philip Morris International Inc	US7181721090	USD	511	102.8500	108.180000	47,026.85	4.73
4	Roche Holding AG	CH0012032048	CHF	115	356.8500	116.120000	39,415.25	3.97
5	AbbVie Inc	US00287Y1091	USD	319	136.8300	108.180000	39,056.44	3.93
6	Berkshire Hathaway Inc	US0846707026	USD	133	312.9500	108.180000	37,243.22	3.75
7	Bristol-Myers Squibb Co	US1101221083	USD	587	64.8800	108.180000	34,077.65	3.43
8	Visa Inc	US92826C8394	USD	164	225.9900	108.180000	33,163.00	3.34
9	Allianz SE	DE0008404005	EUR	143	226.0500	120.900000	32,325.15	3.25
10	Cisco Systems Inc	US17275R1023	USD	569	55.6500	108.180000	28,333.36	2.85
11	Altria Group Inc	US02209S1033	USD	594	50.8700	108.180000	27,037.64	2.72
12	Thales SA	FR0000121329	EUR	305	81.4000	120.900000	24,827.00	2.50
13	Facebook Inc	US30303M1027	USD	88	313.2500	108.180000	24,665.76	2.48
14	Mastercard Inc	US57636Q1040	USD	68	386.0200	108.180000	23,487.64	2.36
15	LVMH Moet Hennessy Louis Vuitton SE	FR0000121014	EUR	32	722.6000	120.900000	23,123.20	2.33
16	ASML Holding NV	NL0010273215	EUR	38	594.2000	120.900000	22,579.60	2.27
17	Rubis SCA	FR0013269123	EUR	774	28.6600	120.900000	22,182.84	2.23
18	IG Group Holdings PLC	GB00B06QFB75	GBP	2,250	8.1450	145.370000	22,035.46	2.22
19	Danone SA	FR0000120644	EUR	397	55.2400	120.900000	21,930.28	2.21
20	Microsoft Corp	US5949181045	USD	77	310.7300	108.180000	21,408.91	2.15
21	ING Groep NV	NL0011821202	EUR	1,623	13.0600	120.900000	21,196.38	2.13
22	AUTOZONE INC	US0533321024	USD	11	1,986.8000	108.180000	19,555.44	1.97
23	UBS Group AG	CH0244767585	CHF	991	17.1000	116.120000	16,276.11	1.64
24	Amazon.com Inc	US0231351067	USD	6	2,989.5300	108.180000	16,049.99	1.61
25	Apple Inc	US0378331005	USD	100	174.5800	108.180000	15,621.23	1.57
26	Best Buy Co Inc	US0865161014	USD	169	99.2700	108.180000	15,011.55	1.51
27	Applied Materials Inc	US0382221051	USD	120	138.1700	108.180000	14,835.96	1.49
28	Alphabet Inc	US02079K3059	USD	6	2,704.7400	108.180000	14,521.03	1.46
29	Biogen Inc	US09062X1037	USD	65	225.6500	108.180000	13,124.10	1.32
30	TOTAL SA	FR0000120271	EUR	257	50.2100	120.900000	12,903.97	1.30
31	Imperial Brands PLC	GB0004544929	GBP	610	17.5150	145.370000	12,846.61	1.29
32	L'Oreal SA	FR0000120321	EUR	33	376.7500	120.900000	12,432.75	1.25
33	British American Tobacco PLC	GB0002875804	GBP	320	31.6300	145.370000	12,170.20	1.22
34	Nestle	CH0038863350	CHF	106	119.0800	116.120000	12,123.43	1.22
35	Lam Research Corp	US5128071082	USD	23	589.0000	108.180000	12,121.71	1.22
36	Stellantis NV	NL00150001Q9	EUR	703	16.9700	120.900000	11,929.91	1.20
37	Kering SA	FR0000121485	EUR	18	656.3000	120.900000	11,813.40	1.19
38	OMV AG	AT0000743059	EUR	208	53.9200	120.900000	11,215.36	1.13
39	Publicis Groupe SA	FR0000130577	EUR	172	59.7000	120.900000	10,268.40	1.03
40	Covestro AG	DE0006062144	EUR	189	52.9600	120.900000	10,009.44	1.01
41	SAP SE	DE0007164600	EUR	91	109.8000	120.900000	9,991.80	1.01
42	Walt Disney Co	US2546871060	USD	78	142.9400	108.180000	9,976.29	1.00
43	Unilever PLC	GB00B10RZP78	GBP	215	37.8300	145.370000	9,779.65	0.98
44	Adyen NV	NL0012969182	EUR	5	1,789.0000	120.900000	8,945.00	0.90
45	Adidas AG	DE000A1EWWW0	EUR	35	241.05	120.9	8436.75	0.84877
46	Rio Tinto PLC	GB0007188757	GBP	125	51.85	145.37	7793.046423	0.78401
47	Partners Group Holding AG	CH0024608827	CHF	3	1276.5	116.12	3678.093797	0.37003