

Goals of the Fund

The objective of the Fund's investment is to realize profits for the fund's quota holders, investing in principle in securities of large companies in developed world economies but in some cases also debt securities and bank deposits while maintaining a high level of liquidity. In this way, quota holders, in the longer term, will be able to participate in the growth of the world economy and realize profits from their investments. Through investing in the Fund, the clients will be able to achieve diversification of their capital and accomplish their personal financial goals, while having high liquidity of the investment. *

* Detailed information can be found in the Prospectus.

Information about the Fund

Name of the Fund	WVP Global
Inception Date	1/11/2021
Currency of the shares	EUR
Net value	2.252.043,50 EUR
Unit Price	137.9540
Fund Type	Accumulation
Custody Bank	First Investment Bank Albania
Subcustody Bank	First Investment Bank Bulgaria
	Clearstream
Benchmark	WVP Benchmark
Standard deviation	13,14%
Risk class	5

Fees

Fees paid by investor:

up to 14.999	5.0%
14.999-24.999	4.5%
25.000-49.999	4.0%
50.000-99.999	3.5%
100.000-249.999	3.0%
250.000-499.999	2.5%
500.000-999.999	2.0%
1.000.000-2.499.999	1.5%
over 2.500.000	1.0%

Exit fee not chargeable (0%)

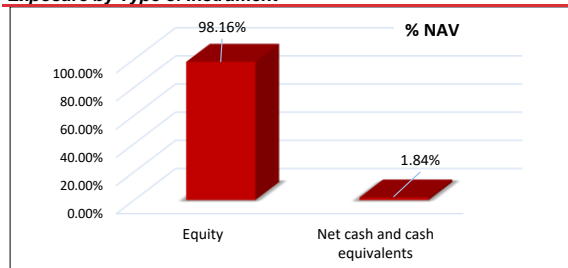
Fees paid by the Fund:

Management fee	2% annually
Custody bank fee	0,2% annually

Performance

WVP Global %	
1M	3,22
3M	11,33
6M	5,18
1 Year	15,07
YTD	3,22
Total Return since inception %	
	37,95

Exposure by Type of Instrument



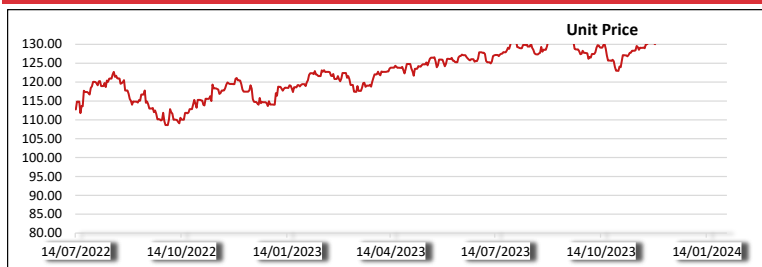
The fund is not listed on the stock exchange and can not be traded. Official information, purchase and sale of units are done direct through WVP Fund Management Tirana
For purchase of units of WVP Global please follow these payment instructions:
IBAN AL94 2151 1031 EUR1 0000 1490 8100
SWIFT FINVALTR

The Portfolio Structure Report of the Fund is issued on a quarterly basis and is published on the web-site of the Company. The returns published in the report have been actually accomplished in the past and should be taken as an indicator, i.e. are not a guarantee for future returns. Detailed information on the Funds can be obtained from the Prospectus and the Statute of the Fund, published on the web-site www.wvpfunds.al, by phone at +355 (4) 22 24 525 or at the following email address: contact@wvpfunds.al

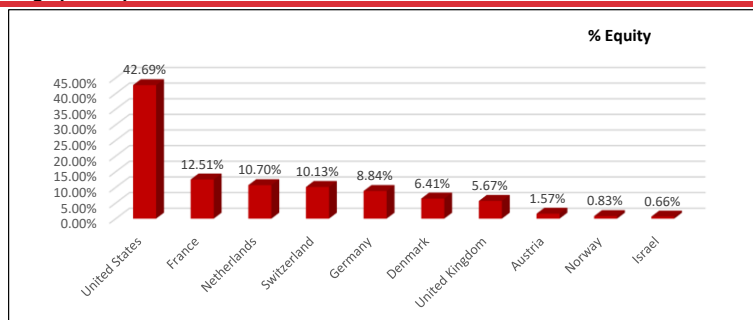
Top 10 Holdings

Novo Nordisk A/S	6.29%
Roche Holding AG	3.70%
Partners Group Holding AG	3.68%
Lam Research Corp	3.51%
Facebook Inc	3.50%
Allianz SE	3.30%
Berkshire Hathaway Inc	3.27%
Philip Morris International Inc	3.12%
Alphabet Inc	3.10%
Unilever PLC	2.87%
36.34%	

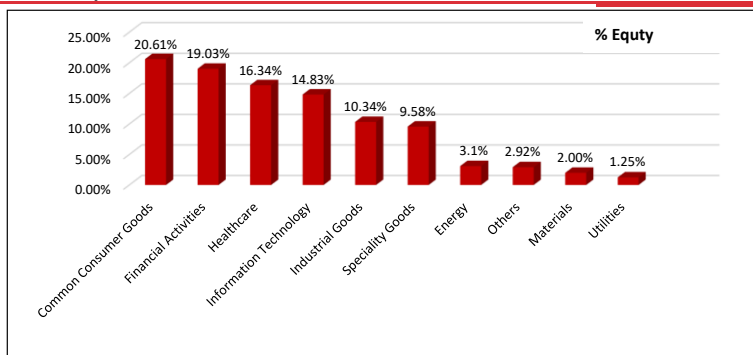
Unit price



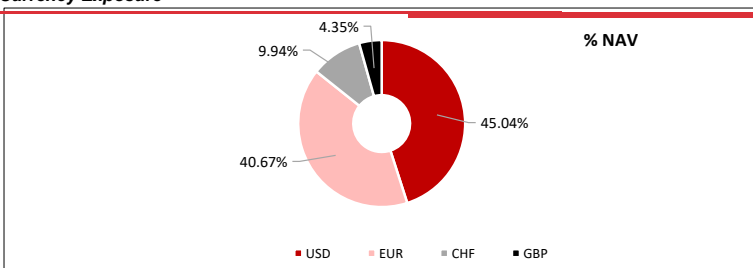
Geographic Exposure



Sectoral Exposure



Currency Exposure



No.	Name Of The Company	ISIN	Currency	No. Of Share	Price	Exchange Rate	Value in EUR	%NAV
1	Novo Nordisk A/S	DK0060534915	EUR	1,362	103.9800	1.000	141,620.76	6.29
2	Roche Holding AG	CH0012032048	CHF	315	247.1000	1.070	83,282.81	3.70
3	Partners Group Holding AG	CH0024608827	CHF	66	1,173.0000	1.070	82,835.02	3.68
4	Lam Research Corp	US5128071082	USD	104	824.1700	0.923	79,155.22	3.51
5	Facebook Inc	US30303M1027	USD	219	389.9700	0.923	78,868.71	3.50
6	Allianz SE	DE0008404005	EUR	300	247.5000	1.000	74,250.00	3.30
7	Berkshire Hathaway Inc	US0846707026	USD	208	383.5600	0.923	73,676.01	3.27
8	Philip Morris International Inc	US7181721090	USD	838	90.8200	0.923	70,283.75	3.12
9	Alphabet Inc	US02079K3059	USD	540	140.0000	0.923	69,815.40	3.10
10	Unilever PLC	GB00B10RZP78	EUR	1,429	45.1600	1.000	64,533.64	2.87
11	Abbie Inc	US00287Y1091	USD	419	164.3600	0.923	63,597.43	2.82
12	Thales SA	FR0000121329	EUR	456	135.3500	1.000	61,719.60	2.74
13	PepsiCo Inc	US7134481081	USD	359	168.4600	0.923	55,849.68	2.48
14	ASML Holding NV	NL0010273215	EUR	69	798.2000	1.000	55,075.80	2.45
15	Danone SA	FR0000120644	EUR	838	61.7300	1.000	51,729.74	2.30
16	Stellantis NV	NL00150001Q9	EUR	2,254	20.4950	1.000	46,195.73	2.05
17	Adidas AG	DE000A1EWWW0	EUR	260	176.2200	1.000	45,817.20	2.03
18	Cisco Systems Inc	US17275R1023	USD	987	50.1700	0.923	45,728.89	2.03
19	Microsoft Corp	US5949181045	USD	115	397.3200	0.923	42,195.65	1.87
20	Apple Inc	US0378331005	USD	244	184.3800	0.923	41,546.37	1.84
21	Visa Inc	US92826C8394	USD	164	273.1800	0.923	41,373.49	1.84
22	ING Groep NV	NL0011821202	EUR	3,120	13.1900	1.000	41,152.80	1.83
23	Publicis Groupe SA	FR0000130577	EUR	437	93.0800	1.000	40,675.96	1.81
24	Mastercard Inc	US57636Q1040	USD	98	448.8500	0.923	40,621.57	1.80
25	IG Group Holdings PLC	GB00B06QFB75	GBP	4,700	7.1300	1.170	39,206.90	1.74
26	Coca-Cola European Partners PLC	GB00BDCPN049	USD	592	68.9000	0.923	37,667.81	1.67
27	Amazon.com Inc	US0231351067	USD	260	155.1000	0.923	37,240.42	1.65
28	L'Oreal SA	FR0000120321	EUR	83	444.7000	1.000	36,910.10	1.64
29	Covestro AG	DE0006062144	EUR	737	49.1100	1.000	36,194.07	1.61
30	LVMH Moet Hennessy Louis Vuitton SE	FR0000121014	EUR	46	773.2000	1.000	35,567.20	1.58
31	OMV AG	AT0000743059	EUR	841	41.3400	1.000	34,766.94	1.54
32	Bristol-Myers Squibb Co	US1101221083	USD	755	48.8400	0.923	34,052.74	1.51
33	Applied Materials Inc	US0382221051	USD	215	164.2900	0.923	32,619.63	1.45
34	Altria Group Inc	US02209S1033	USD	820	40.1200	0.923	30,381.15	1.35
35	Nestle	CH0038863350	CHF	286	98.5600	1.070	30,160.52	1.34
36	SAP SE	DE0007164600	EUR	185	160.7800	1.000	29,744.30	1.32
37	AUTOZONE INC	US0533321024	USD	11	2,764.5000	0.923	28,082.69	1.25
38	UBS Group AG	CH0244767585	CHF	991	25.9900	1.070	27,558.27	1.22
39	Rubis SCA	FR0013269123	EUR	1,174	23.4600	1.000	27,542.04	1.22
40	British American Tobacco PLC	GB0002875804	GBP	981	23.3850	1.170	26,839.94	1.19
41	Walt Disney Co	US2546871060	USD	268	96.0500	0.923	23,771.77	1.06
42	Home Depot Inc	US4370761029	USD	62	352.7800	0.923	20,198.78	0.90
43	Best Buy Co Inc	US0865161014	USD	298	72.4700	0.923	19,943.62	0.89
44	Adyen NV	NL0012969182	EUR	17	1,170.8000	1.000	19,903.60	0.88
45	Equinor ASA	US29446M1027	USD	690	28.6700	0.923	18,268.64	0.81
46	TOTAL SA	FR0000120271	EUR	257	60.1000	1.000	15,445.70	0.69
47	Biogen Inc	US09062X1037	USD	65	246.6500	0.923	14,805.53	0.66
48	INMODE LTD	IL0011595993	USD	665	23.6900	0.923	14,548.43	0.65
49	Imperial Brands PLC	GB0004544929	GBP	610	18.9800	1.170	13,545.69	0.60
50	Unilever PLC	GB00B10RZP78	GBP	215	38.6300	1.170	9,717.14	0.43
51	Bayer AG	DE000BAY0017	EUR	324	28.9600	1.000	9,383.04	0.42
52	Rio Tinto PLC	GB0007188757	GBP	125	55.0300	1.170	8,047.94	0.36
53	Kering SA	FR0000121485	EUR	18	383.1	1.000	6,895.80	0.31