

Goals of the Fund

The objective of the Fund's investment is to realize profits for the fund's quota holders, investing in principle in securities of large companies in developed world economies but in some cases also debt securities and bank deposits while maintaining a high level of liquidity. In this way, quota holders, in the longer term, will be able to participate in the growth of the world economy and realize profits from their investments. Through investing in the Fund, the clients will be able to achieve diversification of their capital and accomplish their personal financial goals, while having high liquidity of the investment. *

* Detailed information can be found in the Prospectus.

Information about the Fund

Name of the Fund	WVP Global
Inception Date	1/11/2021
Currency of the shares	EUR
Net value	1.371.269,36 EUR
Unit Price	120.1737
Fund Type	Accumulation
Custody Bank	First Investment Bank Albania
Subcustody Bank	First Investment Bank Bulgaria Clearstream
Benchmark	WVP Benchmark
Standard deviation	12,68%
Risk class	5

Fees

Fees paid by investor:

up to 14.999	5.0%
14.999-24.999	4.5%
25.000-49.999	4.0%
50.000-99.999	3.5%
100.000-249.999	3.0%
250.000-499.999	2.5%
500.000-999.999	2.0%
1.000.000-2.499.999	1.5%
over 2.500.000	1.0%

Exit fee not chargeable (0%)

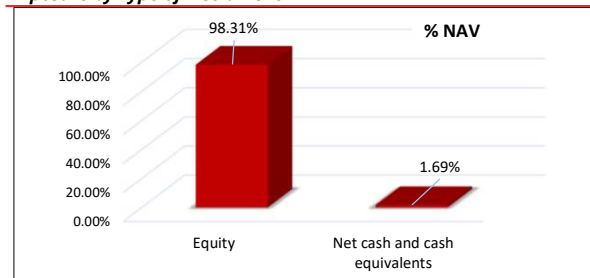
Fees paid by the Fund:

Management fee	2% annually
Custody bank fee	0,2% annually

Performance

WVP Global %	
1M	1,32
3M	-2,10
6M	4,84
1 Year	11,27
YTD	-2,10
Total Return since inception %	20,17

Exposure by Type of Instrument



The fund is not listed on the stock exchange and can not be traded. Official information, purchase and sale of units are done direct through WVP Fund Management Tirana

For purchase of units of WVP Global please follow these payment instructions:

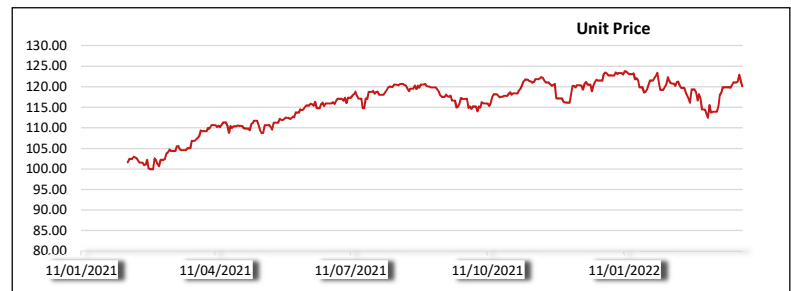
IBAN **AL94 2151 1031 EUR1 0000 1490 8100**
SWIFT **FINVALTR**

The Portfolio Structure Report of the Fund is issued on a quarterly basis and is published on the web-site of the Company. The returns published in the report have been actually accomplished in the past and should be taken as an indicator, i.e. are not a guarantee for future returns. Detailed information on the Funds can be obtained from the Prospectus and the Statute of the Fund, published on the web-site www.wvpfunds.al, by phone at +355 (4) 22 24 525 or at the following email address: contact@wvpfunds.al

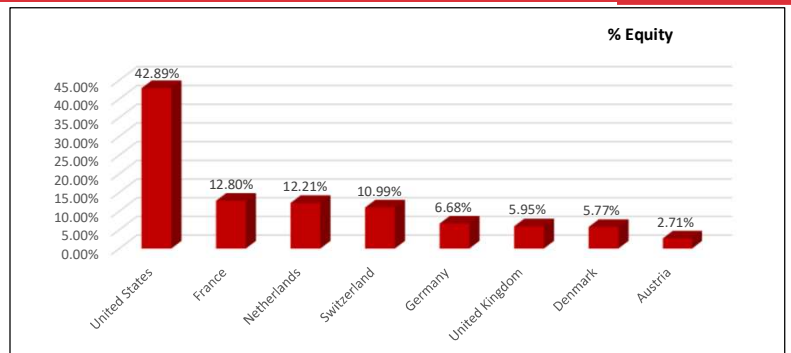
Top 10 Holdings

Novo Nordisk A/S	5.68%
Roche Holding AG	4.55%
Unilever PLC	4.27%
Berkshire Hathaway Inc	3.91%
Bristol-Myers Squibb Co	3.61%
Cisco Systems Inc	3.60%
Abbvie Inc	3.39%
ING Groep NV	3.19%
Philip Morris International Inc	3.15%
Allianz SE	2.95%
Total	38.30%

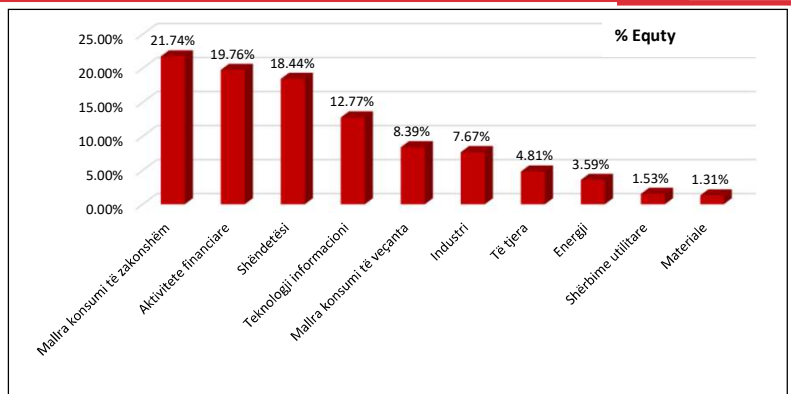
Unit price



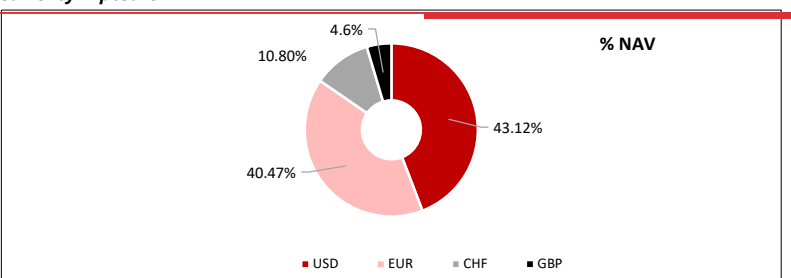
Geographic Exposure



Sectoral Exposure



Currency Exposure



No.	Name Of The Company	ISIN	Currency	No. Of Shares	Price	Exchange Rate	Value in EUR	%NAV
1	Novo Nordisk A/S	DK0060534915	EUR	773	100.7000	121.620000	78117.29171	5.68
2	Roche Holding AG	CH0012032048	CHF	175	366.4500	118.320000	62610.06436	4.55
3	Unilever PLC	GB00B10RZP78	EUR	1,429	40.9450	121.620000	58718.00855	4.27
4	Berkshire Hathaway Inc	US0846707026	USD	169	352.9300	109.280000	53783.51496	3.91
5	Bristol-Myers Squibb Co	US1101221083	USD	755	73.0200	109.280000	49712.16543	3.61
6	Cisco Systems Inc	US17275R1023	USD	987	55.7200	109.280000	49590.91954	3.60
7	Abbvie Inc	US00287Y1091	USD	319	162.1100	109.280000	46630.96357	3.39
8	ING Groep NV	NL0011821202	EUR	4,595	9.5110	121.620000	43858.10985	3.19
9	Philip Morris International Inc	US7181721090	USD	511	94.0300	109.280000	43327.26118	3.15
10	Allianz SE	DE0008404005	EUR	187	216.4500	121.620000	40619.76535	2.95
11	Altria Group Inc	US02209S1033	USD	820	52.3100	109.280000	38678.75382	2.81
12	Facebook Inc	US30303M1027	USD	191	222.3000	109.280000	38286.59381	2.78
13	OMV AG	AT0000743059	EUR	841	43.5000	121.620000	33563.30366	2.67
14	Partners Group Holding AG	CH0024608827	CHF	31	1,153.0000	118.320000	34896.54064	2.54
15	Thales SA	FR0000121329	EUR	305	113.9500	121.620000	34878.06498	2.53
16	ASML Holding NV	NL0010273215	EUR	56	610.0000	121.620000	34281.20472	2.49
17	Nestle	CH0038863350	CHF	286	120.2000	118.320000	33563.08527	2.44
18	Visa Inc	US92826C8394	USD	164	222.3100	109.280000	32875.83163	2.39
19	Microsoft Corp	US5949181045	USD	115	308.0800	109.280000	31947.37995	2.32
20	Apple Inc	US0378331005	USD	198	174.6700	109.280000	31185.83748	2.27
21	LVMH Moet Hennessy Louis Vuitton S	FR0000121014	EUR	46	649.4000	121.620000	29978.39168	2.18
22	Danone SA	FR0000120644	EUR	578	50.0200	121.620000	29014.14248	2.11
23	Amazon.com Inc	US0231351067	USD	9	3,259.4400	109.280000	26452.05404	1.92
24	Coca-Cola European Partners PLC	GB00BDCPN049	USD	592	48.6200	109.280000	25954.37422	1.89
25	Alphabet Inc	US02079K3059	USD	10	2,780.7600	109.280000	25074.79601	1.82
26	Publicis Groupe SA	FR0000130577	EUR	437	55.2600	121.620000	24234.30287	1.76
27	Adidas AG	DE000A1EWWW0	EUR	105	212.2000	121.620000	22360.05628	1.62
28	Mastercard Inc	US57636Q1040	USD	68	357.4200	109.280000	21916.01879	1.59
29	IG Group Holdings PLC	GB00B06QFB75	GBP	2,250	8.1900	143.430000	21809.19486	1.58
30	Rubis SCA	FR0013269123	EUR	774	26.6700	121.620000	20715.82292	1.51
31	Lam Research Corp	US5128071082	USD	42	537.1500	109.280000	20343.1767	1.48
32	AUTOZONE INC	US0533321024	USD	11	2,044.5800	109.280000	20280.12812	1.47
33	SAP SE	DE0007164600	EUR	185	101.0600	121.620000	18762.43652	1.36
34	UBS Group AG	CH0244767585	CHF	991	18.1450	118.320000	17555.8557	1.28
35	Applied Materials Inc	US0382221051	USD	120	131.6800	109.280000	14248.69088	1.04
36	Best Buy Co Inc	US0865161014	USD	169	90.9300	109.280000	13856.95468	1.01
37	Biogen Inc	US09062X1037	USD	65	210.5800	109.280000	12342.53532	0.90
38	British American Tobacco PLC	GB0002875804	GBP	320	31.9400	143.430000	12096.45469	0.88
39	L'Oreal SA	FR0000120321	EUR	33	363.8500	121.620000	12049.65278	0.88
40	TOTAL SA	FR0000120271	EUR	257	46.0300	121.620000	11871.68356	0.86
41	Imperial Brands PLC	GB0004544929	GBP	610	16.1050	143.430000	11626.89571	0.84
42	Stellantis NV	NL00150001Q9	EUR	703	14.8000	121.620000	10441.31635	0.76
43	Kering SA	FR0000121485	EUR	18	575.4000	121.620000	10393.94887	0.76
44	Walt Disney Co	US2546871060	USD	78	137.1700	109.280000	9647.785566	0.70
45	Adyen NV	NL0012969182	EUR	5	1809	121.62	9077.092994	0.65961
46	Rio Tinto PLC	GB0007188757	GBP	125	60.81	143.43	8996.181925	0.65373
47	Unilever PLC	GB00B10RZP78	GBP	215	34.68	143.43	8824.513293	0.64125
48	Covestro AG	DE0006062144	EUR	189	45.67	121.62	8662.256297	0.62946