

Goals of the Fund

The objective of the Fund's investment is to realize profits for the fund's quota holders, investing in principle in securities of large companies in developed world economies but in some cases also debt securities and bank deposits while maintaining a high level of liquidity. In this way, quota holders, in the longer term, will be able to participate in the growth of the world economy and realize profits from their investments. Through investing in the Fund, the clients will be able to achieve diversification of their capital and accomplish their personal financial goals, while having high liquidity of the investment. *

* Detailed information can be found in the Prospectus.

Information about the Fund

Name of the Fund	WVP Global
Inception Date	1/11/2021
Currency of the shares	EUR
Net value	1.508.143,97 EUR
Unit Price	118.3766
Fund Type	Accumulation
Custody Bank	First Investment Bank Albania
Subcustody Bank	First Investment Bank Bulgaria
	Clearstream
Benchmark	WVP Benchmark
Standard deviation	13,21%
Risk class	5

Fees

Fees paid by investor:

up to 14.999	5.0%
14.999-24.999	4.5%
25.000-49.999	4.0%
50.000-99.999	3.5%
100.000-249.999	3.0%
250.000-499.999	2.5%
500.000-999.999	2.0%
1.000.000-2.499.999	1.5%
over 2.500.000	1.0%

Exit fee not chargeable (0%)

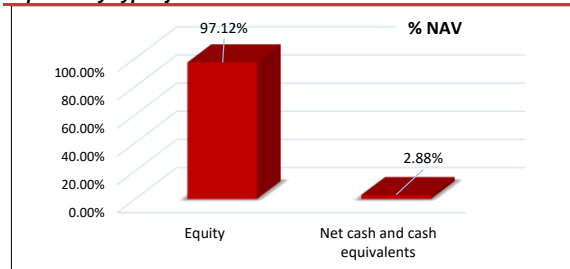
Fees paid by the Fund:

Management fee	2% annually
Custody bank fee	0,2% annually

Performance

WVP Global %	
1M	-1,46
3M	-0,19
6M	1,05
1 Year	5,58
YTD	-3,56
Total Return since inception %	18,38

Exposure by Type of Instrument



The fund is not listed on the stock exchange and can not be traded. Official information, purchase and sale of units are done direct through WVP Fund Management Tirana
For purchase of units of WVP Global please follow these payment instructions:

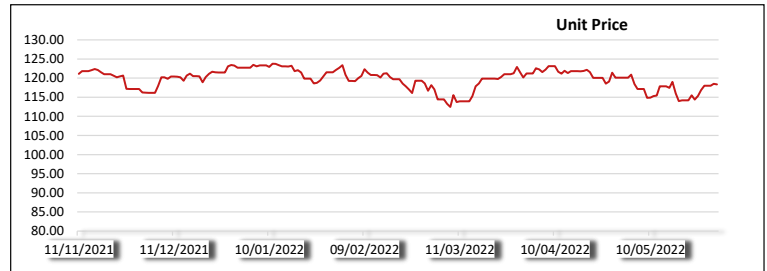
IBAN **AL94 2151 1031 EUR1 0000 1490 8100**
SWIFT **FINVALTR**

The Portfolio Structure Report of the Fund is issued on a quarterly basis and is published on the web-site of the Company. The returns published in the report have been actually accomplished in the past and should be taken as an indicator, i.e. are not a guarantee for future returns. Detailed information on the Funds can be obtained from the Prospectus and the Statute of the Fund, published on the web-site www.wvpfunds.al, by phone at +355 (4) 22 24 525 or at the following email address:

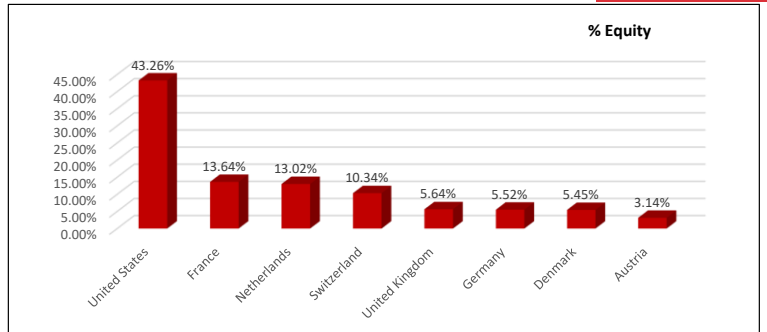
Top 10 Holdings

Novo Nordisk A/S	5.29%
Unilever PLC	4.25%
Philip Morris International Inc	4.06%
Roche Holding AG	3.68%
Bristol-Myers Squibb Co	3.52%
Berkshire Hathaway Inc	3.30%
ING Groep NV	3.21%
Facebook Inc	3.20%
OMV AG	3.05%
Partners Group Holding AG	3.05%
Total	36.61%

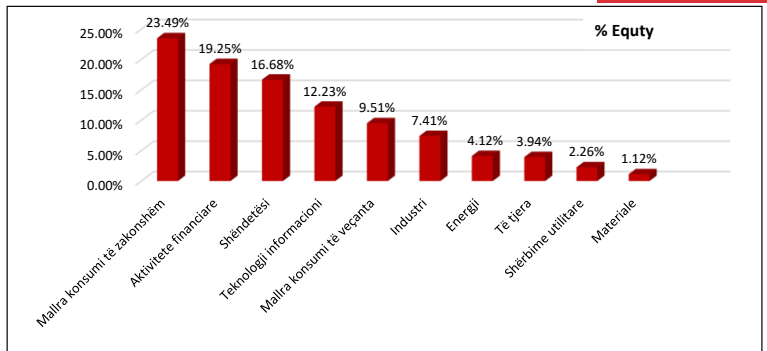
Unit price



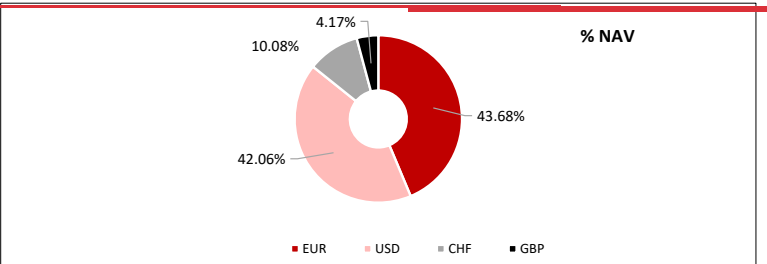
Geographic Exposure



Sectoral Exposure



Currency Exposure



No.	Name Of The Company	ISIN	Currency	No. Of Shares	Price	Exchange Rate	Value in EUR	%NAV
1	Novo Nordisk A/S	DK0060534915	EUR	773	103.2100	120.75	9,633,595.60	5.29
2	Unilever PLC	GB00B10RZP78	EUR	1,429	44.8050	120.75	7,731,181.16	4.25
3	Philip Morris International Inc	US7181721090	USD	618	106.2600	112.51	7,388,383.19	4.06
4	Roche Holding AG	CH0012032048	CHF	175	326.3500	117.37	6,703,147.41	3.68
5	Bristol-Myers Squibb Co	US1101221083	USD	755	75.4300	112.51	6,407,405.12	3.52
6	Berkshire Hathaway Inc	US0846707026	USD	169	316.2000	112.51	6,012,286.88	3.30
7	ING Groep NV	NL0011821202	EUR	4,595	10.5240	120.75	5,839,201.94	3.21
8	Facebook Inc	US30303M1027	USD	268	193.5500	112.51	5,836,051.21	3.20
9	Partners Group Holding AG	CH0024608827	CHF	46	1,029.5000	117.37	5,558,291.09	3.05
10	OMV AG	AT0000743059	EUR	841	54.7200	120.75	5,556,857.04	3.05
11	Abbvie Inc	US00287Y1091	USD	319	147.3500	112.51	5,288,493.17	2.90
12	Cisco Systems Inc	US17275R1023	USD	987	45.0300	112.51	5,000,463.07	2.75
13	Altria Group Inc	US02209S1033	USD	820	54.0900	112.51	4,990,246.04	2.74
14	Allianz SE	DE0008404005	EUR	187	194.8000	120.75	4,398,632.70	2.42
15	Alphabet Inc	US02079K3059	USD	17	2,274.2100	112.51	4,349,813.24	2.39
16	Thales SA	FR0000121329	EUR	305	113.6000	120.75	4,183,746.00	2.30
17	Rubis SCA	FR0013269123	EUR	1,174	28.1800	120.75	3,994,810.89	2.19
18	Mastercard Inc	US57636Q1040	USD	98	357.9700	112.51	3,946,970.06	2.17
19	Nestle	CH0038863350	CHF	286	117.0000	117.37	3,927,434.94	2.16
20	Visa Inc	US92826C8394	USD	164	212.0400	112.51	3,912,485.75	2.15
21	Danone SA	FR0000120644	EUR	578	54.7300	120.75	3,819,798.26	2.10
22	Stellantis NV	NL00150001Q9	EUR	2,254	13.9300	120.75	3,791,335.07	2.08
23	ASML Holding NV	NL0010273215	EUR	56	536.0000	120.75	3,624,432.00	1.99
24	Coca-Cola European Partners PLC	GB00BDCPN049	USD	592	53.1200	112.51	3,538,106.47	1.94
25	Microsoft Corp	US5949181045	USD	115	271.8200	112.51	3,516,983.84	1.93
26	Amazon.com Inc	US0231351067	USD	13	2,403.2300	112.51	3,515,036.29	1.93
27	LVMH Moet Hennessy Louis Vuitton SE	FR0000121014	EUR	46	597.2000	120.75	3,317,147.40	1.82
28	Apple Inc	US0378331005	USD	198	148.7600	112.51	3,313,923.54	1.82
29	L'Oreal SA	FR0000120321	EUR	83	328.5500	120.75	3,292,810.24	1.81
30	Applied Materials Inc	US0382221051	USD	215	117.2400	112.51	2,835,994.57	1.56
31	Best Buy Co Inc	US0865161014	USD	298	82.0700	112.51	2,751,641.32	1.51
32	Publicis Groupe SA	FR0000130577	EUR	437	50.8800	120.75	2,684,823.12	1.47
33	AUTOZONE INC	US0533321024	USD	11	2,062.9600	112.51	2,553,139.93	1.40
34	Lam Research Corp	US5128071082	USD	42	519.7700	112.51	2,456,131.55	1.35
35	Adidas AG	DE000A1EWWWW0	EUR	105	184.4400	120.75	2,338,468.65	1.28
36	IG Group Holdings PLC	GB00B06QFB75	GBP	2,250	7.1550	141.84	2,283,446.70	1.25
37	UBS Group AG	CH0244767585	CHF	991	18.0400	117.37	2,098,298.61	1.15
38	SAP SE	DE0007164600	EUR	185	92.1200	120.75	2,057,845.65	1.13
39	TOTAL SA	FR0000120271	EUR	257	55.4800	120.75	1,721,696.97	0.95
40	British American Tobacco PLC	GB0002875804	GBP	320	35.0200	141.84	1,589,515.78	0.87
41	Imperial Brands PLC	GB0004544929	GBP	610	17.8900	141.84	1,547,885.74	0.85
42	Biogen Inc	US09062X1037	USD	65	199.9800	112.51	1,462,483.74	0.80
43	Unilever PLC	GB00B10RZP78	GBP	215	38.1000	141.84	1,161,882.36	0.64
44	Kering SA	FR0000121485	EUR	18	509.7000	120.75	1,107,832.95	0.61
45	Rio Tinto PLC	GB0007188757	GBP	125	57.4900	141.84	1,019,297.70	0.56
46	Walt Disney Co	US2546871060	USD	78	110.5100	112.51	969,811.45	0.53
47	Covestro AG	DE0006062144	EUR	189	42.4800	120.75	969,467.94	0.53
48	Adyen NV	NL0012969182	EUR	5	1447.2000	120.75	873,747.00	0.48