

Goals of the Fund

The objective of the Fund's investment is to realize profits for the fund's quota holders, investing in principle in securities of large companies in developed world economies but in some cases also debt securities and bank deposits while maintaining a high level of liquidity. In this way, quota holders, in the longer term, will be able to participate in the growth of the world economy and realize profits from their investments. Through investing in the Fund, the clients will be able to achieve diversification of their capital and accomplish their personal financial goals, while having high liquidity of the investment. *

* Detailed information can be found in the Prospectus.

Information about the Fund

Name of the Fund	WVP Global
Inception Date	1/11/2021
Currency of the shares	EUR
Net value	2.111.585,34 EUR
Unit Price	131.1583
Fund Type	Accumulation
Custody Bank	First Investment Bank Albania
Subcustody Bank	First Investment Bank Bulgaria Clearstream
Benchmark	WVP Benchmark
Standard deviation	13,83%
Risk class	5

Fees

Fees paid by investor:

up to 14.999	5.0%
14.999-24.999	4.5%
25.000-49.999	4.0%
50.000-99.999	3.5%
100.000-249.999	3.0%
250.000-499.999	2.5%
500.000-999.999	2.0%
1.000.000-2.499.999	1.5%
over 2.500.000	1.0%

Exit fee not chargeable (0%)

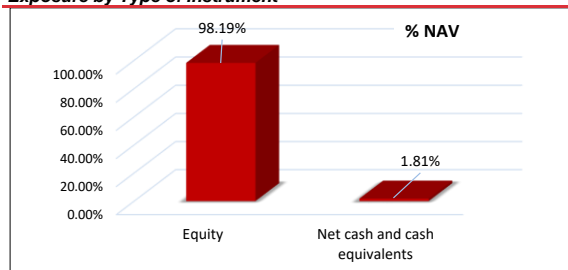
Fees paid by the Fund:

Management fee	2% annually
Custody bank fee	0,2% annually

Performance

WVP Global %	
1M	2,55
3M	5,10
6M	9,40
1 Year	9,27
YTD	15,01
Total Return since inception %	
	31,16

Exposure by Type of Instrument



The fund is not listed on the stock exchange and can not be traded. Official information, purchase and sale of units are done direct through WVP Fund Management Tirana
For purchase of units of WVP Global please follow these payment instructions:
IBAN AL94 2151 1031 EUR1 0000 1490 8100
SWIFT FINVALTR

The Portfolio Structure Report of the Fund is issued on a quarterly basis and is published on the web-site of the Company. The returns published in the report have been actually accomplished in the past and should be taken as an indicator, i.e. are not a guarantee for future returns. Detailed information on the Funds can be obtained from the Prospectus and the Statute of the Fund, published on the web-site www.wvpfunds.al, by phone at +355 (4) 22 24 525 or at the following email address: contact@wvpfunds.al

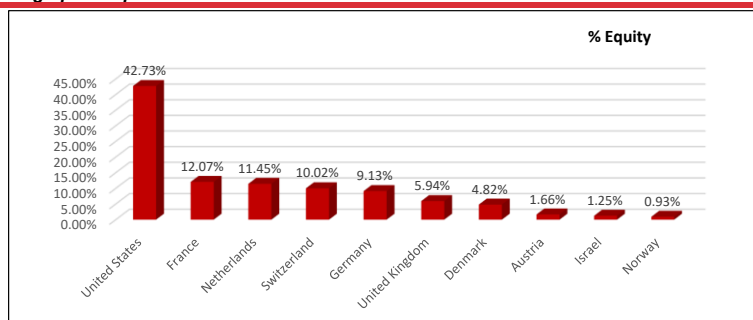
Top 10 Holdings

Novo Nordisk A/S	4.73%
Roche Holding AG	4.21%
Facebook Inc	3.66%
Philip Morris International Inc	3.59%
Unilever PLC	3.31%
Lam Research Corp	3.21%
Partners Group Holding AG	3.18%
Berkshire Hathaway Inc	3.14%
Allianz SE	3.09%
Alphabet Inc	3.08%
35.20%	

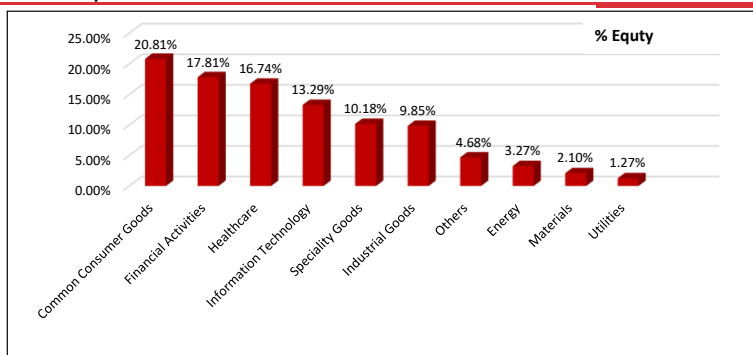
Unit price



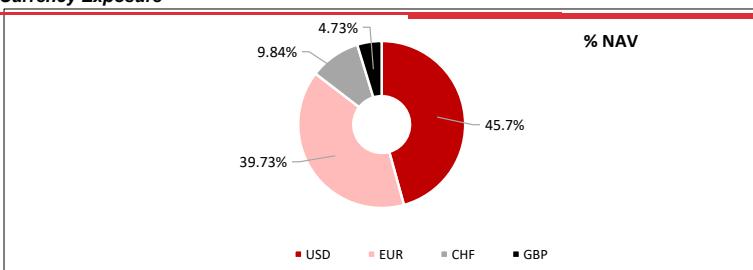
Geographic Exposure



Sectoral Exposure



Currency Exposure



No.	Name Of The Company	ISIN	Currenc	No. Of Share	Price	Exchange Rate	Value in EUR	%NAV
1	Novo Nordisk A/S	DK0060534915	EUR	681	146.6400	1.000	99,861.84	4.73
2	Roche Holding AG	CH0012032048	CHF	315	270.6000	1.042	88,818.59	4.21
3	Facebook Inc	US30303M1027	USD	268	318.6200	0.906	77,379.90	3.66
4	Philip Morris International Inc	US7181721090	USD	838	99.6900	0.906	75,703.50	3.59
5	Unilever PLC	GB00B10RZP78	EUR	1,429	48.9150	1.000	69,899.54	3.31
6	Lam Research Corp	US5128071082	USD	104	718.6100	0.906	67,724.68	3.21
7	Partners Group Holding AG	CH0024608827	CHF	66	977.8000	1.042	67,244.92	3.18
8	Berkshire Hathaway Inc	US0846707026	USD	208	352.1200	0.906	66,370.39	3.14
9	Allianz SE	DE0008404005	EUR	300	217.6000	1.000	65,280.00	3.09
10	Alphabet Inc	US02079K3059	USD	540	132.7500	0.906	64,960.39	3.08
11	Thales SA	FR0000121329	EUR	456	135.9500	1.000	61,993.20	2.94
12	Abbvie Inc	US00287Y1091	USD	419	149.5500	0.906	56,783.32	2.69
13	Adidas AG	DE000A1EWWW0	EUR	260	184.0200	1.000	47,845.20	2.27
14	Cisco Systems Inc	US17275R1023	USD	987	52.0500	0.906	46,554.13	2.20
15	ASML Holding NV	NL0010273215	EUR	69	652.1000	1.000	44,994.90	2.13
16	Apple Inc	US0378331005	USD	244	196.4700	0.906	43,441.66	2.06
17	Bristol-Myers Squibb Co	US1101221083	USD	755	62.2000	0.906	42,555.70	2.02
18	Stellantis NV	NL0015000109	EUR	2,254	18.6440	1.000	42,023.58	1.99
19	ING Groep NV	NL0011821202	EUR	3,120	13.2800	1.000	41,433.60	1.96
20	PepsiCo Inc	US7134481081	USD	241	187.4600	0.906	40,939.83	1.94
21	LVMH Moet Hennessy Louis Vuitton SE	FR0000121014	EUR	46	848.1000	1.000	39,012.60	1.85
22	IG Group Holdings PLC	GB00B06QFB75	GBP	4,700	7.0800	1.165	38,752.45	1.84
23	Covestro AG	DE0006062144	EUR	737	48.7900	1.000	35,958.23	1.70
24	Visa Inc	US92826C8394	USD	164	237.7900	0.906	35,339.29	1.67
25	L'Oreal SA	FR0000120321	EUR	83	423.0000	1.000	35,109.00	1.66
26	Microsoft Corp	US5949181045	USD	115	335.9600	0.906	35,011.10	1.66
27	Mastercard Inc	US57636Q1040	USD	98	394.2300	0.906	35,010.32	1.66
28	OMV AG	AT0000743059	EUR	841	40.9500	1.000	34,438.95	1.63
29	Coca-Cola European Partners PLC	GB00BDCPN049	USD	592	63.4000	0.906	34,011.93	1.61
30	Altria Group Inc	US02209S1033	USD	820	45.4100	0.906	33,743.16	1.60
31	Danone SA	FR0000120644	EUR	578	55.5300	1.000	32,096.34	1.52
32	Publicis Groupe SA	FR0000130577	EUR	437	73.3800	1.000	32,067.06	1.52
33	Nestle	CH0038863350	CHF	286	106.8600	1.042	31,845.40	1.51
34	Amazon.com Inc	US0231351067	USD	260	133.7300	0.906	31,508.12	1.49
35	British American Tobacco PLC	GB0002875804	GBP	981	26.1550	1.165	29,880.77	1.42
36	Applied Materials Inc	US0382221051	USD	215	151.6200	0.906	29,540.33	1.40
37	Adyen NV	NL0012969182	EUR	17	1,687.2000	1.000	28,682.40	1.36
38	Rubis SCA	FR0013269123	EUR	1,174	22.4200	1.000	26,321.08	1.25
39	INMODE LTD	IL0011595993	USD	665	42.8600	0.906	25,828.20	1.22
40	AUTOZONE INC	US0533321024	USD	11	2,481.7100	0.906	24,737.97	1.17
41	SAP SE	DE0007164600	EUR	185	124.4600	1.000	23,025.10	1.09
42	Best Buy Co Inc	US0865161014	USD	298	83.0500	0.906	22,427.26	1.06
43	Walt Disney Co	US2546871060	USD	268	88.8700	0.906	21,582.93	1.02
44	UBS Group AG	CH0244767585	CHF	991	19.2650	1.042	19,893.36	0.94
45	Equinor ASA	US29446M1027	USD	690	30.6800	0.906	19,183.37	0.91
46	Home Depot Inc	US4370761029	USD	62	334.0000	0.906	18,765.43	0.89
47	Bayer AG	DE000BAY0017	EUR	324	53.1300	1.000	17,214.12	0.82
48	Biogen Inc	US09062X1037	USD	65	270.2000	0.906	15,915.46	0.75
49	TOTAL SA	FR0000120271	EUR	257	55.2600	1.000	14,201.82	0.67
50	Imperial Brands PLC	GB0004544929	GBP	610	18.3900	1.165	13,064.10	0.62
51	Unilever PLC	GB00B10RZP78	GBP	215	41.7500	1.165	10,453.53	0.50
52	Kering SA	FR0000121485	EUR	18	523.6000	1.000	9,424.80	0.45
53	Rio Tinto PLC	GB0007188757	GBP	125	51.5	1.165	7,496.96	0.36