

Goals of the Fund

The objective of the Fund's investment is to realize profits for the fund's quota holders, investing in principle in securities of large companies in developed world economies but in some cases also debt securities and bank deposits while maintaining a high level of liquidity. In this way, quota holders, in the longer term, will be able to participate in the growth of the world economy and realize profits from their investments. Through investing in the Fund, the clients will be able to achieve diversification of their capital and accomplish their personal financial goals, while having high liquidity of the investment. *

* Detailed information can be found in the Prospectus.

Information about the Fund

Name of the Fund	WVP Global
Inception Date	1/11/2021
Currency of the shares	EUR
Net value	2.678.454,38 EUR
Unit Price	151.2091
Fund Type	Accumulation
Custody Bank	First Investment Bank Albania
Subcustody Bank	First Investment Bank Bulgaria Clearstream
Benchmark	WVP Benchmark
Standard deviation	12,61%
Risk class	5

Fees

Fees paid by investor:

up to 14.999	5.0%
14.999-24.999	4.5%
25.000-49.999	4.0%
50.000-99.999	3.5%
100.000-249.999	3.0%
250.000-499.999	2.5%
500.000-999.999	2.0%
1.000.000-2.499.999	1.5%
over 2.500.000	1.0%

Exit fee not chargeable (0%)

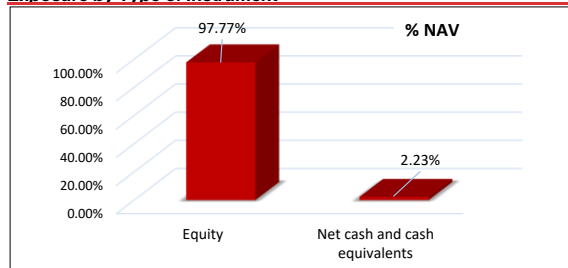
Fees paid by the Fund:

Management fee	2% annually
Custody bank fee	0,2% annually

Performance

WVP Global %	
1M	-0,20
3M	4,82
6M	9,61
1 Year	15,29
YTD	13,14
Total Return since inception %	
	51,21

Exposure by Type of Instrument



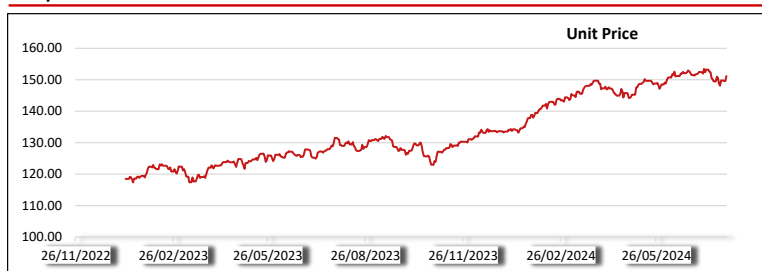
The fund is not listed on the stock exchange and can not be traded. Official information, purchase and sale of units are done direct through WVP Fund Management Tirana
For purchase of units of WVP Global please follow these payment instructions:
IBAN AL94 2151 1031 EUR1 0000 1490 8100
SWIFT FINVALTR

The Portfolio Structure Report of the Fund is issued on a quarterly basis and is published on the web-site of the Company. The returns published in the report have been actually accomplished in the past and should be taken as an indicator, i.e. are not a guarantee for future returns. Detailed information on the Funds can be obtained from the Prospectus and the Statute of the Fund, published on the web-site www.wvpfunds.al, by phone at +355 (4) 22 24 525 or at the following email address: contact@wvpfunds.al

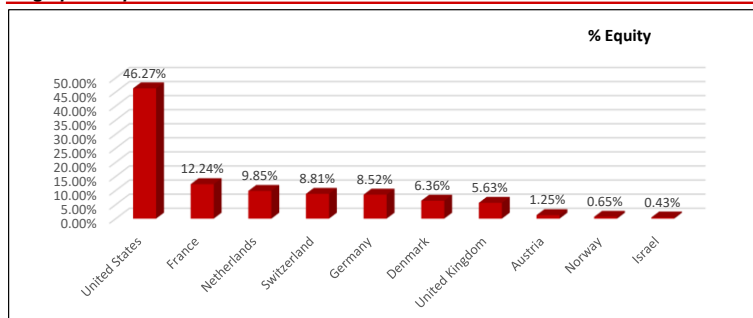
Top 10 Holdings

Novo Nordisk A/S	6.22%
Facebook Inc	3.58%
Roche Holding AG	3.52%
Philip Morris International Inc	3.33%
Lam Research Corp	3.30%
Alphabet Inc	3.19%
Berkshire Hathaway Inc	3.14%
Partners Group Holding AG	3.06%
Unilever PLC	3.02%
Allianz SE	2.92%
35.28%	

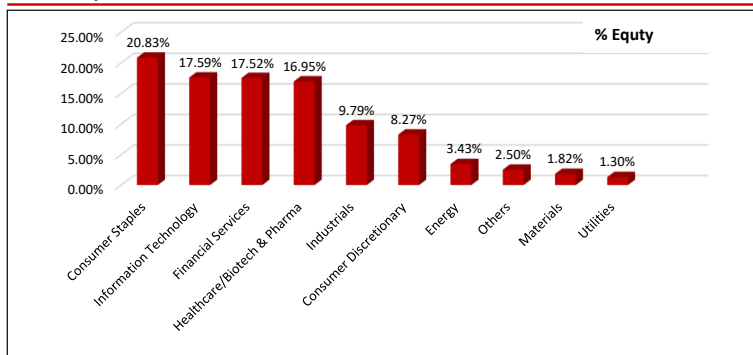
Unit price



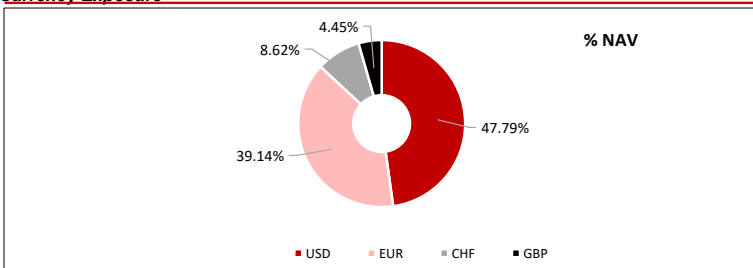
Geographic Exposure



Sectoral Exposure



Currency Exposure



No.	Name Of The Company	ISIN	Curren	No. Of Share	Price	Exchange Rate	Value in EUR	%NAV
1	Novo Nordisk A/S	DK0060534915	EUR	1,362	122.24	1.000	166,490.88	6.22
2	Facebook Inc	US30303M1027	USD	219	474.11	0.924	95,914.88	3.58
3	Roche Holding AG	CH0012032048	CHF	315	285.80	1.048	94,383.72	3.52
4	Philip Morris International Inc	US7181721090	USD	838	115.16	0.924	89,147.35	3.33
5	Lam Research Corp	US5128071082	USD	104	921.06	0.924	88,487.93	3.30
6	Alphabet Inc	US02079K3059	USD	540	171.44	0.924	85,520.20	3.19
7	Berkshire Hathaway Inc	US0846707026	USD	208	438.36	0.924	84,228.11	3.14
8	Partners Group Holding AG	CH0024608827	CHF	66	1,184.50	1.048	81,960.26	3.06
9	Unilever PLC	GB00B10RZP78	EUR	1,429	56.60	1.000	80,881.40	3.02
10	Allianz SE	DE0008404005	EUR	300	260.60	1.000	78,180.00	2.92
11	Abbvie Inc	US00287Y1091	USD	419	185.25	0.924	71,702.62	2.68
12	Apple Inc	US0378331005	USD	347	221.99	0.924	71,158.32	2.66
13	Thales SA	FR0000121329	EUR	456	146.90	1.000	66,986.40	2.50
14	Microsoft Corp	US5949181045	USD	158	418.22	0.924	61,041.42	2.28
15	Adidas AG	DE000A1EWWWW0	EUR	260	229.30	1.000	59,618.00	2.23
16	ASML Holding NV	NL0010273215	EUR	69	850.40	1.000	58,677.60	2.19
17	PepsiCo Inc	US7134481081	USD	359	172.56	0.924	57,226.52	2.14
18	ING Groep NV	NL0011821202	EUR	3,120	16.75	1.000	52,260.00	1.95
19	IG Group Holdings PLC	GB00B06QFB75	GBP	4,700	9.37	1.186	52,225.46	1.95
20	Danone SA	FR0000120644	EUR	838	60.14	1.000	50,397.32	1.88
21	LVMH Moet Hennessy Louis Vuitton SE	FR0000121014	EUR	74	652.90	1.000	48,314.60	1.80
22	Nvidia Corp	US67066G1040	USD	440	117.18	0.924	47,628.72	1.78
23	Vertex Pharmaceuticals Inc	US92532F1003	USD	99	495.54	0.924	45,318.62	1.69
24	Amazon.com Inc	US0231351067	USD	260	186.96	0.924	44,903.98	1.68
25	Cisco Systems Inc	US17275R1023	USD	987	48.42	0.924	44,147.36	1.65
26	Publicis Groupe SA	FR0000130577	EUR	437	96.62	1.000	42,222.94	1.58
27	Applied Materials Inc	US0382221051	USD	215	212.12	0.924	42,129.17	1.57
28	Mastercard Inc	US57636Q1040	USD	98	463.42	0.924	41,953.06	1.57
29	Coca-Cola European Partners PLC	GB00BDCPN049	USD	592	73.75	0.924	40,331.70	1.51
30	TOTAL SA	FR0000120271	EUR	645	62.48	1.000	40,299.60	1.50
31	Covestro AG	DE0006062144	EUR	737	54.60	1.000	40,240.20	1.50
32	Visa Inc	US92826C8394	USD	164	265.58	0.924	40,234.81	1.50
33	Altria Group Inc	US02209S1033	USD	820	48.98	0.924	37,101.84	1.39
34	SAP SE	DE0007164600	EUR	185	195.06	1.000	36,086.10	1.35
35	Stellantis NV	NL00150001Q9	EUR	2,254	15.44	1.000	34,793.87	1.30
36	Rubis SCA	FR0013269123	EUR	1,174	28.96	1.000	33,999.04	1.27
37	L'Oreal SA	FR0000120321	EUR	83	400.65	1.000	33,253.95	1.24
38	Bristol-Myers Squibb Co	US1101221083	USD	755	47.55	0.924	33,163.49	1.24
39	OMV AG	AT0000743059	EUR	841	38.82	1.000	32,647.62	1.22
40	British American Tobacco PLC	GB0002875804	GBP	981	27.45	1.186	31,934.21	1.19
41	AUTOZONE INC	US0533321024	USD	11	3,132.60	0.924	31,831.74	1.19
42	UBS Group AG	CH0244767585	CHF	991	26.66	1.048	27,698.62	1.03
43	Nestle	CH0038863350	CHF	286	89.12	1.048	26,721.79	1.00
44	Best Buy Co Inc	US0865161014	USD	298	86.52	0.924	23,817.47	0.89
45	Walt Disney Co	US2546871060	USD	268	93.68	0.924	23,192.33	0.87
46	Home Depot Inc	US4370761029	USD	62	368.23	0.924	21,089.86	0.79
47	Adyen NV	NL0012969182	EUR	17	1,130.60	1.000	19,220.20	0.72
48	Johnson & Johnson	US4781601046	USD	123	157.85	0.924	17,935.46	0.67
49	Equinor ASA	US29446M1027	USD	690	26.54	0.924	16,916.59	0.63
50	Imperial Brands PLC	GB0004544929	GBP	610	21.44	1.186	15,509.56	0.58
51	Biogen Inc	US09062X1037	USD	65	213.02	0.924	12,790.76	0.48
52	Unilever PLC	GB00B10RZP78	GBP	215	47.56	1.186	12,126.21	0.45
53	INMODE LTD	IL0011595993	USD	665	18.12	0.924	11,131.22	0.42
54	Bayer AG	DE000BAY0017	EUR	324	27.49	1.000	8,905.14	0.33
55	Rio Tinto PLC	GB0007188757	GBP	125	50.25	1.186	7,448.88	0.2781
56	Kering SA	FR0000121485	EUR	18	284.5	1.00	5,121.00	0.19119