

Goals of the Fund

The objective of the Fund's investment is to realize profits for the fund's quota holders, investing in principle in securities of large companies in developed world economies but in some cases also debt securities and bank deposits while maintaining a high level of liquidity. In this way, quota holders, in the longer term, will be able to participate in the growth of the world economy and realize profits from their investments. Through investing in the Fund, the clients will be able to achieve diversification of their capital and accomplish their personal financial goals, while having high liquidity of the investment. *

* Detailed information can be found in the Prospectus.

Information about the Fund

Name of the Fund	WVP Global
Inception Date	1/11/2021
Currency of the shares	EUR
Net value	2.081.448,01 EUR
Unit Price	130.5171
Fund Type	Accumulation
Custody Bank	First Investment Bank Albania
Subcustody Bank	First Investment Bank Bulgaria Clearstream
Benchmark	WVP Benchmark
Standard deviation	13,73%
Risk class	5

Fees

Fees paid by investor:

up to 14.999	5.0%
14.999-24.999	4.5%
25.000-49.999	4.0%
50.000-99.999	3.5%
100.000-249.999	3.0%
250.000-499.999	2.5%
500.000-999.999	2.0%
1.000.000-2.499.999	1.5%
over 2.500.000	1.0%

Exit fee not chargeable (0%)

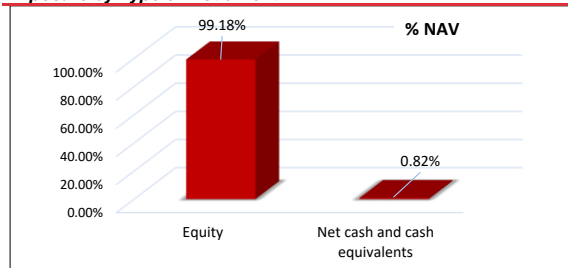
Fees paid by the Fund:

Management fee	2% annually
Custody bank fee	0,2% annually

Performance

WVP Global %	
1M	-0,49
3M	5,12
6M	8,07
1 Year	13,49
YTD	14,44
Total Return since inception %	
	30,52

Exposure by Type of Instrument



The fund is not listed on the stock exchange and can not be traded. Official information, purchase and sale of units are done direct through WVP Fund Management Tirana
For purchase of units of WVP Global please follow these payment instructions:
IBAN AL94 2151 1031 EUR1 0000 1490 8100
SWIFT FINVALTR

The Portfolio Structure Report of the Fund is issued on a quarterly basis and is published on the web-site of the Company. The returns published in the report have been actually accomplished in the past and should be taken as an indicator, i.e. are not a guarantee for future returns. Detailed information on the Funds can be obtained from the Prospectus and the Statute of the Fund, published on the web-site www.wvpfunds.al, by phone at +355 (4) 22 24 525 or at the following email address: contact@wvpfunds.al

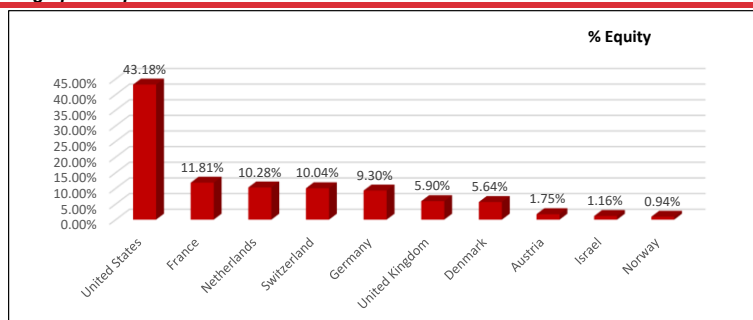
Top 10 Holdings

Novo Nordisk A/S	5.59%
Roche Holding AG	4.11%
Philip Morris International Inc	3.56%
Facebook Inc	3.50%
Berkshire Hathaway Inc	3.31%
Alphabet Inc	3.25%
Unilever PLC	3.24%
Allianz SE	3.24%
Lam Research Corp	3.23%
Partners Group Holding AG	3.16%
36.19%	

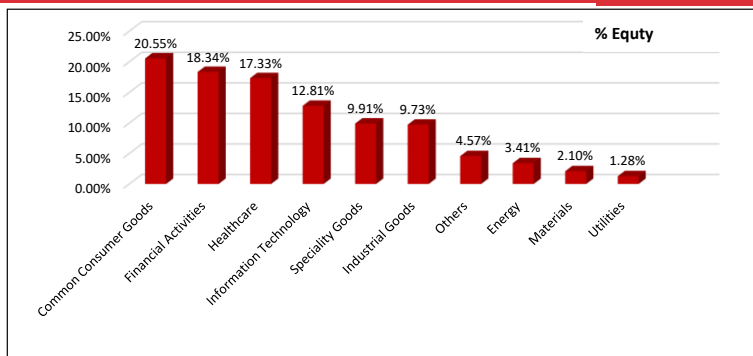
Unit price



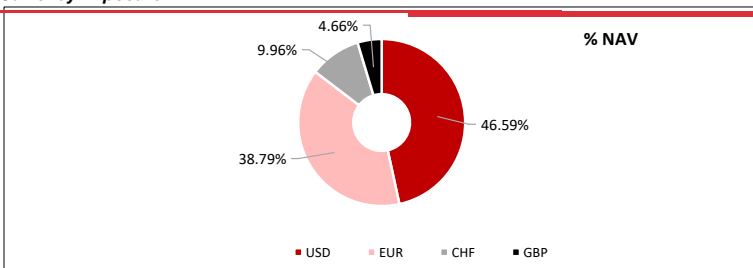
Geographic Exposure



Sectoral Exposure



Currency Exposure



No.	Name Of The Company	ISIN	Currency	No. Of Shares	Price	Exchange Rate	Value in EUR	%NAV
1	Novo Nordisk A/S	DK0060534915	EUR	681	170.9900	1.000	116,444.19	5.59
2	Roche Holding AG	CH0012032048	CHF	315	260.2500	1.043	85,516.69	4.11
3	Philip Morris International Inc	US7181721090	USD	838	96.0500	0.920	74,048.33	3.56
4	Facebook Inc	US30303M1027	USD	268	295.8900	0.920	72,952.29	3.50
5	Berkshire Hathaway Inc	US0846707026	USD	208	359.9300	0.920	68,873.99	3.31
6	Alphabet Inc	US02079K3059	USD	540	136.1600	0.920	67,642.11	3.25
7	Unilever PLC	GB00B10RZP78	EUR	1,429	47.2250	1.000	67,484.53	3.24
8	Allianz SE	DE0008404005	EUR	300	224.6500	1.000	67,395.00	3.24
9	Lam Research Corp	US5128071082	USD	104	702.1100	0.920	67,175.73	3.23
10	Partners Group Holding AG	CH0024608827	CHF	66	955.0000	1.043	65,750.17	3.16
11	Thales SA	FR0000121329	EUR	456	134.7500	1.000	61,446.00	2.95
12	Abbie Inc	US00287Y1091	USD	419	146.9100	0.920	56,629.05	2.72
13	Cisco Systems Inc	US17275R1023	USD	987	57.3500	0.920	52,074.42	2.50
14	Adidas AG	DE000A1EWWW0	EUR	260	184.9600	1.000	48,089.60	2.31
15	Bristol-Myers Squibb Co	US1101221083	USD	755	61.6500	0.920	42,820.71	2.06
16	Apple Inc	US0378331005	USD	244	187.8700	0.920	42,171.70	2.03
17	ASML Holding NV	NL0010273215	EUR	69	607.9000	1.000	41,945.10	2.02
18	ING Groep NV	NL0011821202	EUR	3,120	13.1000	1.000	40,872.00	1.96
19	PepsiCo Inc	US7134481081	USD	241	177.9100	0.920	39,444.94	1.90
20	Stellantis NV	NL00150001Q9	EUR	2,254	17.1760	1.000	38,714.70	1.86
21	Mastercard Inc	US57636Q1040	USD	98	412.4300	0.920	37,183.49	1.79
22	Visa Inc	US92826C8394	USD	164	245.8000	0.920	37,085.11	1.78
23	IG Group Holdings PLC	GB00B06QFB75	GBP	4,700	6.7650	1.166	37,078.59	1.78
24	Covestro AG	DE0006062144	EUR	737	49.0500	1.000	36,149.85	1.74
25	OMV AG	AT0000743059	EUR	841	42.8500	1.000	36,036.85	1.73
26	LVMH Moet Hennessy Louis Vuitton SE	FR0000121014	EUR	46	782.2000	1.000	35,981.20	1.73
27	Coca-Cola European Partners PLC	GB00BDCPN049	USD	592	64.0800	0.920	34,899.41	1.68
28	Microsoft Corp	US5949181045	USD	115	327.7400	0.920	34,673.78	1.67
29	L'Oreal SA	FR0000120321	EUR	83	405.8000	1.000	33,681.40	1.62
30	Altria Group Inc	US02209S1033	USD	820	44.2000	0.920	33,343.41	1.60
31	Amazon.com Inc	US0231351067	USD	260	137.9900	0.920	33,006.15	1.59
32	Nestle	CH0038863350	CHF	286	106.4000	1.043	31,743.68	1.53
33	Publicis Groupe SA	FR0000130577	EUR	437	72.0200	1.000	31,472.74	1.51
34	Danone SA	FR0000120644	EUR	578	53.8300	1.000	31,113.74	1.49
35	Applied Materials Inc	US0382221051	USD	215	152.6900	0.920	30,201.11	1.45
36	British American Tobacco PLC	GB0002875804	GBP	981	26.2200	1.166	29,995.72	1.44
37	Rubis SCA	FR0013269123	EUR	1,174	22.4600	1.000	26,368.04	1.27
38	AUTOZONE INC	US0533321024	USD	11	2,532.8400	0.920	25,631.52	1.23
39	UBS Group AG	CH0244767585	CHF	991	23.4900	1.043	24,283.22	1.17
40	INMODE LTD	IL0011595993	USD	665	39.0700	0.920	23,902.26	1.15
41	SAP SE	DE0007164600	EUR	185	129.0800	1.000	23,879.80	1.15
42	Best Buy Co Inc	US0865161014	USD	298	76.4200	0.920	20,950.63	1.01
43	Walt Disney Co	US2546871060	USD	268	83.6700	0.920	20,629.01	0.99
44	Equinor ASA	US29446M1027	USD	690	30.5700	0.920	19,405.21	0.93
45	Home Depot Inc	US4370761029	USD	62	330.2900	0.920	18,839.14	0.91
46	Bayer AG	DE000BAY0017	EUR	324	50.6100	1.000	16,397.64	0.79
47	Biogen Inc	US09062X1037	USD	65	267.3400	0.920	15,986.42	0.77
48	TOTAL SA	FR0000120271	EUR	257	58.0700	1.000	14,923.99	0.72
49	Adyen NV	NL0012969182	EUR	17	772.5000	1.000	13,132.50	0.63
50	Imperial Brands PLC	GB0004544929	GBP	610	17.8950	1.166	12,729.73	0.61
51	Unilever PLC	GB00B10RZP78	GBP	215	40.2400	1.166	10,089.14	0.48
52	Kering SA	FR0000121485	EUR	18	494.2000	1.000	8,895.60	0.43
53	Rio Tinto PLC	GB0007188757	GBP	125	48.725	1.166	7,102.63	0.34