

Goals of the Fund

The objective of the Fund's investment is to realize profits for the fund's quota holders, investing in principle in securities of large companies in developed world economies but in some cases also debt securities and bank deposits while maintaining a high level of liquidity. In this way, quota holders, in the longer term, will be able to participate in the growth of the world economy and realize profits from their investments. Through investing in the Fund, the clients will be able to achieve diversification of their capital and accomplish their personal financial goals, while having high liquidity of the investment. *

* Detailed information can be found in the Prospectus.

Information about the Fund

Name of the Fund	WVP Global
Inception Date	1/11/2021
Currency of the shares	EUR
Net value	2.008.281,66 EUR
Unit Price	123.9093
Fund Type	Accumulation
Custody Bank	First Investment Bank Albania
Subcustody Bank	First Investment Bank Bulgaria Clearstream
Benchmark	WVP Benchmark
Standard deviation	13,54%
Risk class	5

Fees

Fees paid by investor:

up to 14.999	5.0%
14.999-24.999	4.5%
25.000-49.999	4.0%
50.000-99.999	3.5%
100.000-249.999	3.0%
250.000-499.999	2.5%
500.000-999.999	2.0%
1.000.000-2.499.999	1.5%
over 2.500.000	1.0%

Exit fee not chargeable (0%)

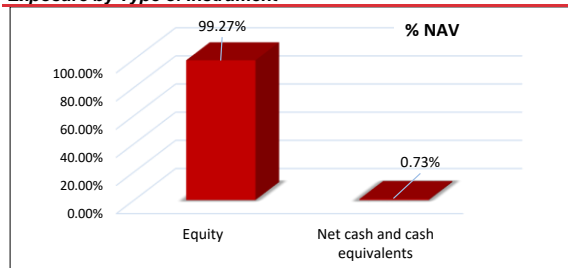
Fees paid by the Fund:

Management fee	2% annually
Custody bank fee	0,2% annually

Performance

WVP Global %	
1M	-2,99
3M	-5,53
6M	-0,70
1 Year	7,57
YTD	8,65
Total Return since inception %	
	23,91

Exposure by Type of Instrument



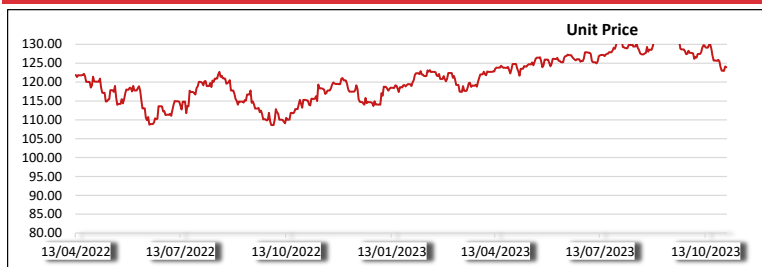
The fund is not listed on the stock exchange and can not be traded. Official information, purchase and sale of units are done direct through WVP Fund Management Tirana
For purchase of units of WVP Global please follow these payment instructions:
IBAN AL94 2151 1031 EUR1 0000 1490 8100
SWIFT FINVALTR

The Portfolio Structure Report of the Fund is issued on a quarterly basis and is published on the web-site of the Company. The returns published in the report have been actually accomplished in the past and should be taken as an indicator, i.e. are not a guarantee for future returns. Detailed information on the Funds can be obtained from the Prospectus and the Statute of the Fund, published on the web-site www.wvpfunds.al, by phone at +355 (4) 22 24 525 or at the following email address: contact@wvpfunds.al

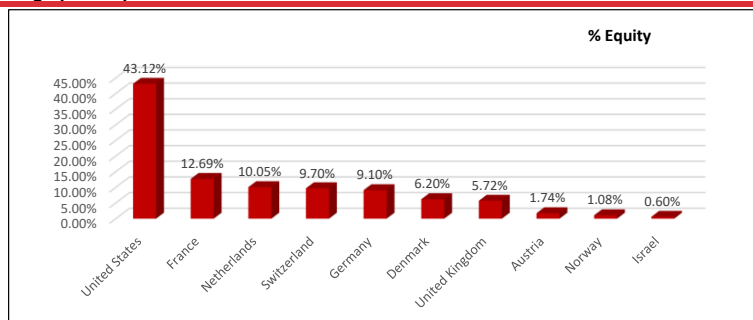
Top 10 Holdings

Novo Nordisk A/S	6.15%
Roche Holding AG	3.82%
Facebook Inc	3.77%
Philip Morris International Inc	3.49%
Berkshire Hathaway Inc	3.31%
Allianz SE	3.30%
Partners Group Holding AG	3.27%
Unilever PLC	3.18%
Thales SA	3.16%
Alphabet Inc	3.13%
36.58%	

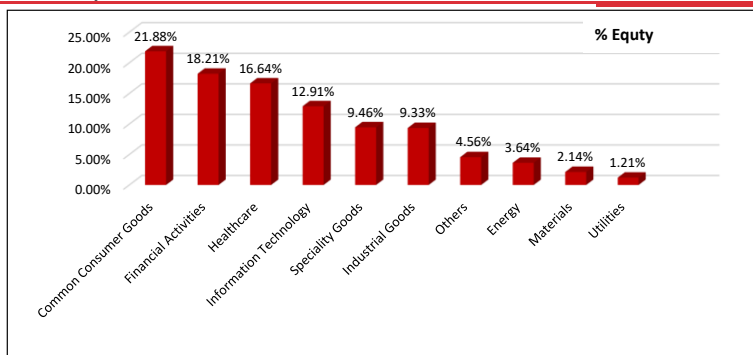
Unit price



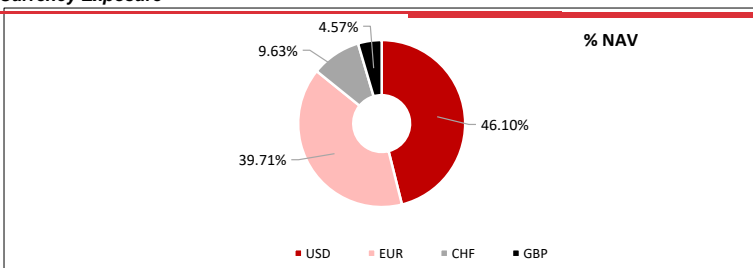
Geographic Exposure



Sectoral Exposure



Currency Exposure



No.	Name Of The Company	ISIN	Currency	No. Of Shares	Price	Exchange Rate	Value in EUR	%NAV
1	Novo Nordisk A/S	DK0060534915	EUR	1,362	90.7200	1.000	123,560.64	6.15
2	Roche Holding AG	CH0012032048	CHF	315	233.8000	1.040	76,626.37	3.82
3	Facebook Inc	US30303M1027	USD	268	301.2300	0.938	75,719.89	3.77
4	Philip Morris International Inc	US7181721090	USD	838	89.1500	0.938	70,071.65	3.49
5	Berkshire Hathaway Inc	US0846707026	USD	208	341.2300	0.938	66,571.37	3.31
6	Allianz SE	DE0008404005	EUR	300	221.0500	1.000	66,315.00	3.30
7	Partners Group Holding AG	CH0024608827	CHF	66	956.6000	1.040	65,689.74	3.27
8	Unilever PLC	GB00B10RZP78	EUR	1,429	44.6450	1.000	63,797.71	3.18
9	Thales SA	FR0000121329	EUR	456	139.1000	1.000	63,429.60	3.16
10	Alphabet Inc	US02079K3059	USD	540	124.0300	0.938	62,819.93	3.13
11	Lam Research Corp	US5128071082	USD	104	587.8900	0.938	57,346.43	2.86
12	Abbvie Inc	US00287Y1091	USD	419	141.1700	0.938	55,479.61	2.76
13	PepsiCo Inc	US7134481081	USD	359	163.2300	0.938	54,963.12	2.74
14	Cisco Systems Inc	US17275R1023	USD	987	52.1200	0.938	48,250.13	2.40
15	Danone SA	FR0000120644	EUR	838	56.1500	1.000	47,053.70	2.34
16	Adidas AG	DE000A1EWWW0	EUR	260	167.0200	1.000	43,425.20	2.16
17	Stellantis NV	NL0015000109	EUR	2,254	17.6000	1.000	39,670.40	1.98
18	Apple Inc	US0378331005	USD	244	170.7500	0.938	39,077.57	1.95
19	ASML Holding NV	NL0010273215	EUR	69	565.3000	1.000	39,005.70	1.94
20	ING Groep NV	NL0011821202	EUR	3,120	12.0280	1.000	37,527.36	1.87
21	Bristol-Myers Squibb Co	US1101221083	USD	755	51.5200	0.938	36,483.77	1.82
22	Microsoft Corp	US5949181045	USD	115	338.0800	0.938	36,466.52	1.82
23	Visa Inc	US92826C8394	USD	164	235.0000	0.938	36,148.37	1.80
24	Covestro AG	DE0006062144	EUR	737	47.7900	1.000	35,221.23	1.75
25	OMV AG	AT0000743059	EUR	841	41.2300	1.000	34,674.43	1.73
26	Mastercard Inc	US57636Q1040	USD	98	376.1800	0.938	34,577.91	1.72
27	IG Group Holdings PLC	GB00B06QFB75	GBP	4,700	6.3750	1.144	34,268.81	1.71
28	L'Oreal SA	FR0000120321	EUR	83	395.6000	1.000	32,834.80	1.63
29	Coca-Cola European Partners PLC	GB00BDCPN049	USD	592	58.5000	0.938	32,482.88	1.62
30	Amazon.com Inc	US0231351067	USD	260	133.0300	0.938	32,441.42	1.62
31	Publicis Groupe SA	FR0000130577	EUR	437	71.7000	1.000	31,332.90	1.56
32	LVMH Moet Hennessy Louis Vuitton SE	FR0000121014	EUR	46	674.5000	1.000	31,027.00	1.54
33	Altria Group Inc	US02209S1033	USD	820	40.1600	0.938	30,887.62	1.54
34	Nestle	CH0038863350	CHF	286	98.0600	1.040	29,179.72	1.45
35	British American Tobacco PLC	GB0002875804	GBP	981	24.5350	1.144	27,528.09	1.37
36	Applied Materials Inc	US0382221051	USD	215	132.3100	0.938	26,681.37	1.33
37	AUTOZONE INC	US0533321024	USD	11	2,475.9400	0.938	25,545.23	1.27
38	Rubis SCA	FR0013269123	EUR	1,174	20.5400	1.000	24,113.96	1.20
39	SAP SE	DE0007164600	EUR	185	126.5600	1.000	23,413.60	1.17
40	UBS Group AG	CH0244767585	CHF	991	21.2100	1.040	21,869.43	1.09
41	Equinor ASA	US29446M1027	USD	690	33.3700	0.938	21,596.44	1.08
42	Walt Disney Co	US2546871060	USD	268	81.5700	0.938	20,504.17	1.02
43	Best Buy Co Inc	US0865161014	USD	298	66.8100	0.938	18,673.89	0.93
44	Home Depot Inc	US4370761029	USD	62	284.6000	0.938	16,550.21	0.82
45	TOTAL SA	FR0000120271	EUR	257	63.2000	1.000	16,242.40	0.81
46	Biogen Inc	US09062X1037	USD	65	237.4100	0.938	14,474.03	0.72
47	Bayer AG	DE000BAY0017	EUR	324	40.5600	1.000	13,141.44	0.65
48	Imperial Brands PLC	GB0004544929	GBP	610	17.5100	1.144	12,216.22	0.61
49	INMODE LTD	IL0011595993	USD	665	19.0900	0.938	11,907.06	0.59
50	Adyen NV	NL0012969182	EUR	17	633.7000	1.000	10,772.90	0.54
51	Unilever PLC	GB00B10RZP78	GBP	215	39.0100	1.144	9,592.58	0.48
52	Rio Tinto PLC	GB0007188757	GBP	125	52.5400	1.144	7,511.40	0.37
53	Kering SA	FR0000121485	EUR	18	383.05	1	6,894.90	0.34