

### Goals of the Fund

The objective of the Fund's investment is to realize profits for the fund's quota holders, investing in principle in securities of large companies in developed world economies but in some cases also debt securities and bank deposits while maintaining a high level of liquidity. In this way, quota holders, in the longer term, will be able to participate in the growth of the world economy and realize profits from their investments. Through investing in the Fund, the clients will be able to achieve diversification of their capital and accomplish their personal financial goals, while having high liquidity of the investment. \*

\* Detailed information can be found in the Prospectus.

### Information about the Fund

Name of the Fund	WVP Global
Inception Date	1/11/2021
Currency of the shares	EUR
Net value	<b>912.610,33 EUR</b>
Unit Price	<b>122.7506</b>
Fund Type	Accumulation
Custody Bank	First Investment Bank Albania
Subcustody Bank	First Investment Bank Bulgaria Clearstream
Benchmark	WVP Benchmark
Standard deviation	11,62%
Risk class	5

### Fees

Fees paid by investor:

up to 14.999	5.0%
14.999-24.999	4.5%
25.000-49.999	4.0%
50.000-99.999	3.5%
100.000-249.999	3.0%
250.000-499.999	2.5%
500.000-999.999	2.0%
1.000.000-2.499.999	1.5%
over 2.500.000	1.0%

### Exit fee

not chargeable (0%)

Fees paid by the Fund:

Management fee	2% annually
Custody bank fee	0,2% annually

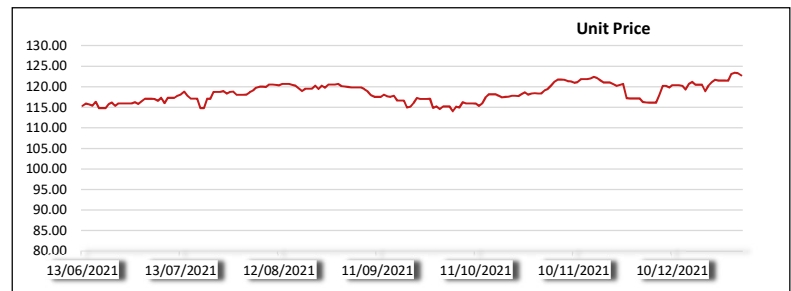
### Performance

WVP Global %	
1M	4,78
3M	7,09
6M	6,00
1 Year	N/A
YTD	22,75
Total Return since inception %	22,75

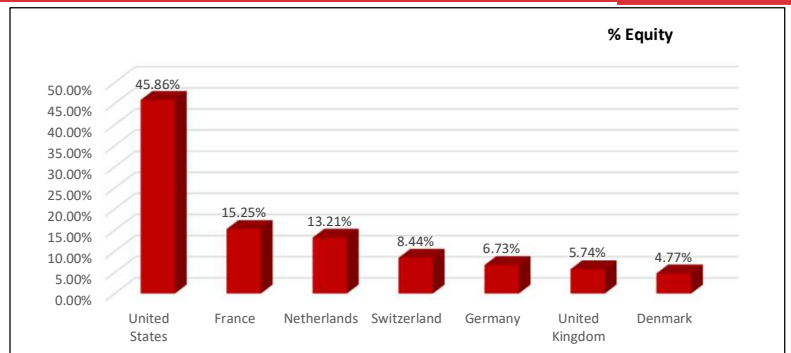
### Top 10 Holdings

Unilever PLC	5,38%
Philip Morris International Inc	4,69%
Novo Nordisk A/S	4,67%
Roche Holding AG	4,62%
Abbvie Inc	4,18%
Berkshire Hathaway Inc	3,84%
Bristol-Myers Squibb Co	3,54%
Cisco Systems Inc	3,49%
Visa Inc	3,44%
Allianz SE	3,25%
<b>41.10%</b>	

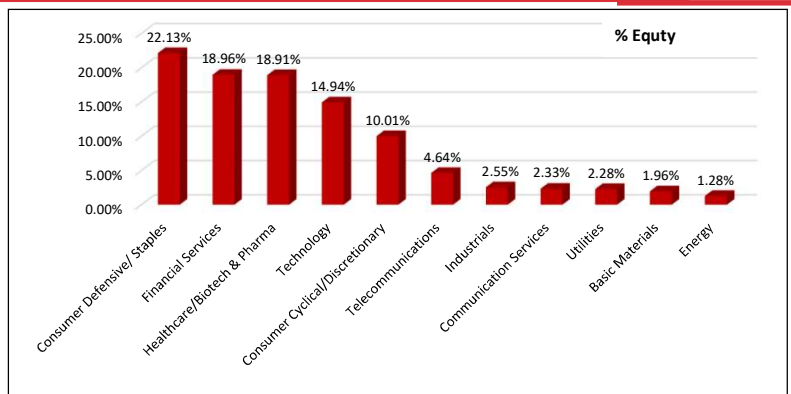
### Unit price



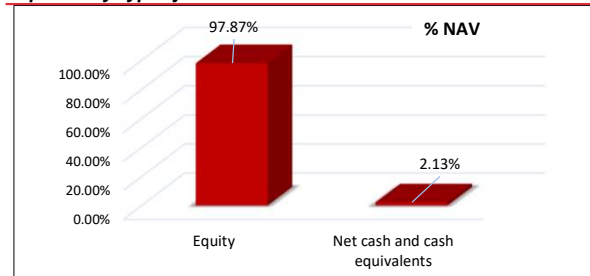
### Geographic Exposure



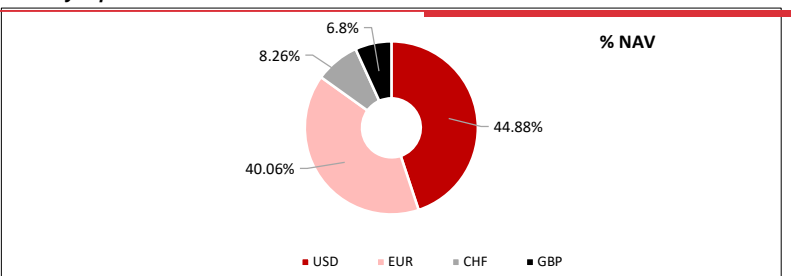
### Sectoral Exposure



### Exposure by Type of Instrument



### Currency Exposure



The fund is not listed on the stock exchange and can not be traded. Official information, purchase and sale of units are done direct through WVP Fund Management Tirana

For purchase of units of WVP Global please follow these payment instructions:

IBAN **AL94 2151 1031 EUR1 0000 1490 8100**  
SWIFT **FINVALTR**

The Portfolio Structure Report of the Fund is issued on a quarterly basis and is published on the web-site of the Company. The returns published in the report have been actually accomplished in the past and should be taken as an indicator, i.e. are not a guarantee for future returns. Detailed information on the Funds can be obtained from the Prospectus and the Statute of the Fund, published on the web-site [www.wvpfunds.al](http://www.wvpfunds.al), by phone at +355 (4) 22 24 525 or at the following email address: [contact@wvpfunds.al](mailto:contact@wvpfunds.al)

No.	Name Of The Company	ISIN	Currency	No. Of Shares	Price	Exchange Rate	Value in EUR	%NAV
1	Unilever PLC	GB00B10RZP78	EUR	1,044	47.0350	120.760000	48,897.07	5.38
2	Philip Morris International Inc	US7181721090	USD	511	95.0000	106.540000	42,647.67	4.69
3	Novo Nordisk A/S	DK0060534915	EUR	431	98.8600	120.760000	42,428.63	4.67
4	Roche Holding AG	CH0012032048	CHF	115	379.1000	116.820000	41,995.90	4.62
5	Abbvie Inc	US00287Y1091	USD	319	135.4000	106.540000	37,945.48	4.18
6	Berkshire Hathaway Inc	US0846707026	USD	133	298.9500	106.540000	34,930.19	3.84
7	Bristol-Myers Squibb Co	US1101221083	USD	587	62.3500	106.540000	32,153.28	3.54
8	Cisco Systems Inc	US17275R1023	USD	569	63.3600	106.540000	31,672.20	3.49
9	Visa Inc	US92826C8394	USD	164	216.6800	106.540000	31,218.60	3.44
10	Allianz SE	DE0008404005	EUR	143	207.7000	120.760000	29,575.61	3.25
11	Facebook Inc	US30303M1027	USD	88	336.3200	106.540000	26,000.76	2.86
12	Altria Group Inc	US02209S1033	USD	594	47.3900	106.540000	24,729.99	2.72
13	LVMH Moet Hennessy Louis Vuitton SE	FR0000121014	EUR	32	726.5000	120.760000	23,149.77	2.55
14	Thales SA	FR0000121329	EUR	305	74.8000	120.760000	22,717.61	2.50
15	IG Group Holdings PLC	GB00B06QFB75	GBP	2,250	8.1300	143.950000	21,713.15	2.39
16	Danone SA	FR0000120644	EUR	397	54.5900	120.760000	21,580.66	2.37
17	Rubis SCA	FR0013269123	EUR	774	26.2600	120.760000	20,239.36	2.23
18	ING Groep NV	NL0011821202	EUR	1,623	12.2400	120.760000	19,781.59	2.18
19	Amazon.com Inc	US0231351067	USD	6	3,334.1800	106.540000	17,574.83	1.93
20	Applied Materials Inc	US0382221051	USD	120	157.3600	106.540000	16,589.23	1.83
21	Microsoft Corp	US5949181045	USD	55	336.2100	106.540000	16,245.16	1.79
22	UBS Group AG	CH0244767585	CHF	991	16.4200	116.820000	15,674.80	1.72
23	Apple Inc	US0378331005	USD	100	177.5900	106.540000	15,601.60	1.72
24	ASML Holding NV	NL0010273215	EUR	22	706.7000	120.760000	15,481.71	1.70
25	Alphabet Inc	US02079K3059	USD	6	2,897.0400	106.540000	15,270.61	1.68
26	Best Buy Co Inc	US0865161014	USD	169	101.6000	106.540000	15,084.51	1.66
27	Lam Research Corp	US5128071082	USD	23	719.1500	106.540000	14,531.09	1.60
28	Biogen Inc	US09062X1037	USD	65	239.9200	106.540000	13,700.32	1.51
29	L'Oreal SA	FR0000120321	EUR	33	416.8500	120.760000	13,697.93	1.51
30	Nestle	CH0038863350	CHF	106	127.4400	116.820000	13,012.68	1.43
31	Kering SA	FR0000121485	EUR	18	706.9000	120.760000	12,670.44	1.39
32	Imperial Brands PLC	GB0004544929	GBP	610	16.1650	143.950000	11,704.56	1.29
33	Stellantis NV	NL00150001Q9	EUR	703	16.6860	120.760000	11,680.70	1.29
34	Adyen NV	NL0012969182	EUR	5	2,311.5000	120.760000	11,508.67	1.27
35	TOTAL SA	FR0000120271	EUR	257	44.6300	120.760000	11,421.45	1.26
36	Mastercard Inc	US57636Q1040	USD	36	359.3200	106.540000	11,364.09	1.25
37	SAP SE	DE0007164600	EUR	91	124.3200	120.760000	11,265.32	1.24
38	Walt Disney Co	US2546871060	USD	78	154.8900	106.540000	10,613.75	1.17
39	British American Tobacco PLC	GB0002875804	GBP	320	27.3100	143.950000	10,373.41	1.14
40	Covestro AG	DE0006062144	EUR	189	54.2000	120.760000	10,200.52	1.12
41	Unilever PLC	GB00B10RZP78	GBP	215	39.7500	143.950000	10,144.38	1.12
42	Publicis Groupe SA	FR0000130577	EUR	172	59.2000	120.760000	10,139.38	1.12
43	Adidas AG	DE000A1EWWW0	EUR	35	253.6500	120.760000	8,840.24	0.97
44	Rio Tinto PLC	GB0007188757	GBP	125	49.0050	143.950000	7,271.10	0.80
45	Partners Group Holding AG	CH0024608827	CHF	3	1512	116.82	4,369.46	0.48