

Goals of the Fund

The objective of the Fund's investment is to realize profits for the fund's quota holders, investing in principle in securities of large companies in developed world economies but in some cases also debt securities and bank deposits while maintaining a high level of liquidity. In this way, quota holders, in the longer term, will be able to participate in the growth of the world economy and realize profits from their investments. Through investing in the Fund, the clients will be able to achieve diversification of their capital and accomplish their personal financial goals, while having high liquidity of the investment. *

* Detailed information can be found in the Prospectus.

Information about the Fund

Name of the Fund	WVP Global
Inception Date	1/11/2021
Currency of the shares	EUR
Net value	2.156.337,51 EUR
Unit Price	133.6464
Fund Type	Accumulation
Custody Bank	First Investment Bank Albania
Subcustody Bank	First Investment Bank Bulgaria Clearstream
Benchmark	WVP Benchmark
Standard deviation	13,27%
Risk class	5

Fees

Fees paid by investor:

up to 14.999	5.0%
14.999-24.999	4.5%
25.000-49.999	4.0%
50.000-99.999	3.5%
100.000-249.999	3.0%
250.000-499.999	2.5%
500.000-999.999	2.0%
1.000.000-2.499.999	1.5%
over 2.500.000	1.0%

Exit fee not chargeable (0%)

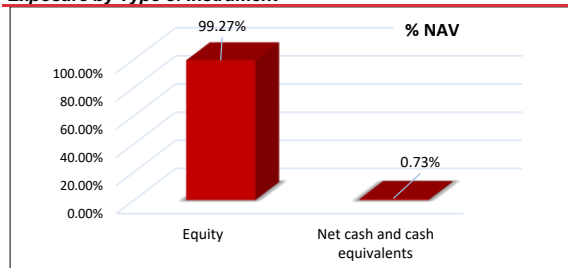
Fees paid by the Fund:

Management fee	2% annually
Custody bank fee	0,2% annually

Performance

WVP Global %	
1M	2,77
3M	4,64
6M	4,50
1 Year	17,19
YTD	17,19
Total Return since inception %	
	33,65

Exposure by Type of Instrument



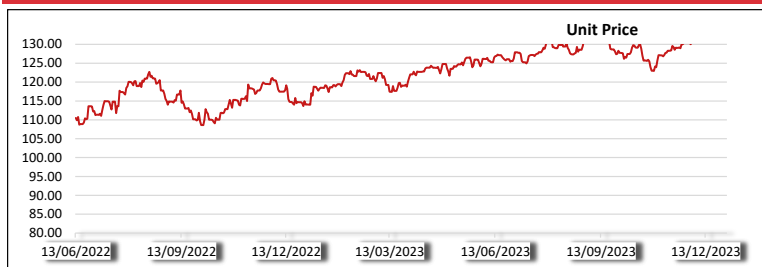
The fund is not listed on the stock exchange and can not be traded. Official information, purchase and sale of units are done direct through WVP Fund Management Tirana
For purchase of units of WVP Global please follow these payment instructions:
IBAN AL94 2151 1031 EUR1 0000 1490 8100
SWIFT FINVALTR

The Portfolio Structure Report of the Fund is issued on a quarterly basis and is published on the web-site of the Company. The returns published in the report have been actually accomplished in the past and should be taken as an indicator, i.e. are not a guarantee for future returns. Detailed information on the Funds can be obtained from the Prospectus and the Statute of the Fund, published on the web-site www.wvpfunds.al, by phone at +355 (4) 22 24 525 or at the following email address: contact@wvpfunds.al

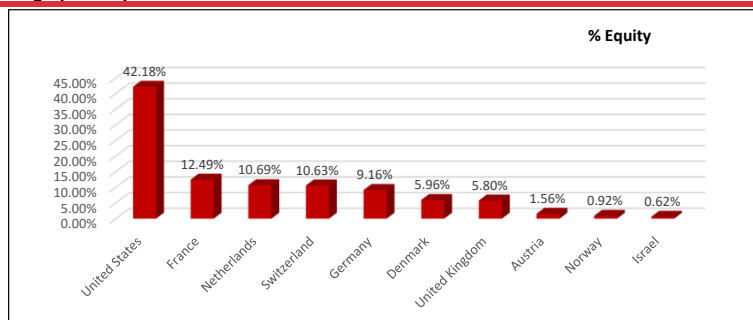
Top 10 Holdings

Novo Nordisk A/S	5.92%
Partners Group Holding AG	4.00%
Roche Holding AG	3.85%
Lam Research Corp	3.42%
Allianz SE	3.37%
Philip Morris International Inc	3.31%
Facebook Inc	3.25%
Alphabet Inc	3.16%
Berkshire Hathaway Inc	3.11%
Unilever PLC	2.91%
36.30%	

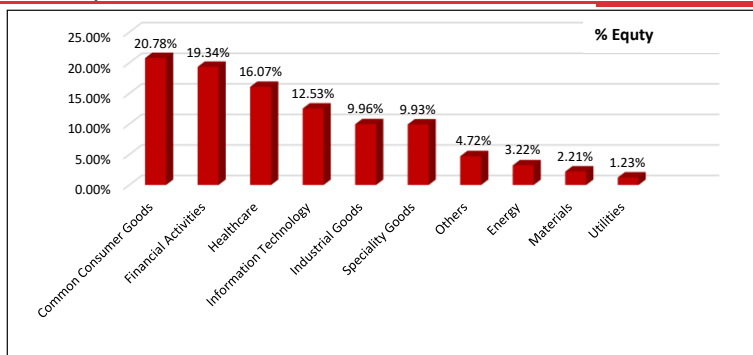
Unit price



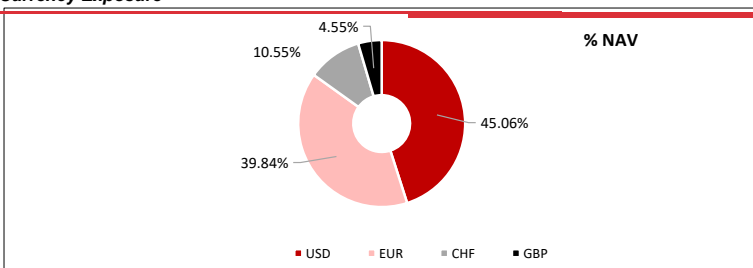
Geographic Exposure



Sectoral Exposure



Currency Exposure



No.	Name Of The Company	ISIN	Currency	No. Of Share	Price	Exchange Rate	Value in EUR	%NAV
1	Novo Nordisk A/S	DK0060534915	EUR	1,362	93.6600	1.000	127,564.92	5.92
2	Partners Group Holding AG	CH0024608827	CHF	66	1,212.5000	1.079	86,357.36	4.00
3	Roche Holding AG	CH0012032048	CHF	315	244.4500	1.079	83,094.88	3.85
4	Lam Research Corp	US5128071082	USD	104	783.1600	0.904	73,655.04	3.42
5	Allianz SE	DE0008404005	EUR	300	242.0500	1.000	72,615.00	3.37
6	Philip Morris International Inc	US7181721090	USD	838	94.0900	0.904	71,302.72	3.31
7	Facebook Inc	US30303M1027	USD	219	353.9500	0.904	70,097.84	3.25
8	Alphabet Inc	US02079K3059	USD	540	139.7000	0.904	68,219.54	3.16
9	Berkshire Hathaway Inc	US0846707026	USD	208	356.9300	0.904	67,137.47	3.11
10	Unilever PLC	GB00B10RZP78	EUR	1,429	43.8550	1.000	62,668.80	2.91
11	Thales SA	FR0000121329	EUR	456	133.8500	1.000	61,035.60	2.83
12	Abbie Inc	US00287Y1091	USD	419	154.9900	0.904	58,726.80	2.72
13	PepsiCo Inc	US7134481081	USD	359	169.8400	0.904	55,138.26	2.56
14	Danone SA	FR0000120644	EUR	838	58.4700	1.000	48,997.86	2.27
15	Adidas AG	DE000A1EWWW0	EUR	260	184.1000	1.000	47,866.00	2.22
16	Stellantis NV	NL00150001Q9	EUR	2,254	21.1300	1.000	47,627.02	2.21
17	ASML Holding NV	NL0010273215	EUR	69	681.5000	1.000	47,023.50	2.18
18	Cisco Systems Inc	US17275R1023	USD	987	50.5200	0.904	45,091.96	2.09
19	Apple Inc	US0378331005	USD	244	192.4900	0.904	42,473.36	1.97
20	ING Groep NV	NL0011821202	EUR	3,120	13.5260	1.000	42,201.12	1.96
21	IG Group Holdings PLC	GB00B06QFB75	GBP	4,700	7.6550	1.150	41,378.05	1.92
22	Microsoft Corp	US5949181045	USD	115	375.9100	0.904	39,093.12	1.81
23	Covestro AG	DE0006062144	EUR	737	52.8400	1.000	38,943.08	1.81
24	Visa Inc	US92826C8394	USD	164	260.5500	0.904	38,641.46	1.79
25	Mastercard Inc	US57636Q1040	USD	98	426.5200	0.904	37,799.33	1.75
26	L'Oreal SA	FR0000120321	EUR	83	450.4000	1.000	37,383.20	1.73
27	Publicis Groupe SA	FR0000130577	EUR	437	84.0000	1.000	36,708.00	1.70
28	Coca-Cola European Partners PLC	GB00BDCPN049	USD	592	66.7400	0.904	35,729.47	1.66
29	Amazon.com Inc	US0231351067	USD	260	151.9400	0.904	35,724.33	1.66
30	Bristol-Myers Squibb Co	US1101221083	USD	755	51.2800	0.904	35,011.73	1.62
31	LVMH Moet Hennessy Louis Vuitton SE	FR0000121014	EUR	46	733.6000	1.000	33,745.60	1.56
32	OMV AG	AT0000743059	EUR	841	39.6500	1.000	33,345.65	1.55
33	Applied Materials Inc	US0382221051	USD	215	162.0600	0.904	31,508.88	1.46
34	Nestle	CH0038863350	CHF	286	97.5000	1.079	30,091.53	1.40
35	Altria Group Inc	US02209S1033	USD	820	40.3300	0.904	29,906.16	1.39
36	UBS Group AG	CH0244767585	CHF	991	26.1000	1.079	27,911.80	1.29
37	Rubis SCA	FR0013269123	EUR	1,174	22.5000	1.000	26,415.00	1.22
38	British American Tobacco PLC	GB0002875804	GBP	981	22.9450	1.150	25,887.14	1.20
39	SAP SE	DE0007164600	EUR	185	139.5600	1.000	25,818.60	1.20
40	AUTOZONE INC	US0533321024	USD	11	2,582.7900	0.904	25,692.15	1.19
41	Walt Disney Co	US2546871060	USD	268	90.2800	0.904	21,879.88	1.01
42	Best Buy Co Inc	US0865161014	USD	298	78.2300	0.904	21,081.83	0.98
43	Adyen NV	NL0012969182	EUR	17	1,166.6000	1.000	19,832.20	0.92
44	Equinor ASA	US29446M1027	USD	690	31.6400	0.904	19,742.59	0.92
45	Home Depot Inc	US4370761029	USD	62	346.5000	0.904	19,427.35	0.90
46	TOTAL SA	FR0000120271	EUR	257	61.6000	1.000	15,831.20	0.73
47	Biogen Inc	US09062X1037	USD	65	258.7600	0.904	15,210.00	0.71
48	INMODE LTD	IL0011595993	USD	665	22.2400	0.904	13,374.42	0.62
49	Imperial Brands PLC	GB0004544929	GBP	610	18.0650	1.150	12,673.45	0.59
50	Bayer AG	DE000BAY0017	EUR	324	33.6400	1.000	10,899.36	0.51
51	Unilever PLC	GB00B10RZP78	GBP	215	37.9900	1.150	9,393.66	0.44
52	Rio Tinto PLC	GB0007188757	GBP	125	58.4200	1.150	8,398.44	0.39
53	Kering SA	FR0000121485	EUR	18	399	1.000	7,182.00	0.33