

### Goals of the Fund

The Fund is created having in mind the clients who wish to harvest an attractive return by using the global growth of world economy, especially in the most developed economies of the world, such as the USA, Germany and Switzerland. Our goal is to build in our portfolio with the shares of the companies in Stoxx Euro 50 and DOWJ indexes. The return will be effectuated through investing the Fund's assets into shares of large companies that create global demand and are the main driving forces of economic development. Through investing in the Fund, the clients will be able to achieve diversification of their capital and accomplish their personal financial goals, while having high liquidity of the investment. \*

\* Detailed information can be found in the Prospectus.

### Information about the Fund

Name of the Fund	WVP Top Invest
Inception Date	29.3.2018
Currency of the shares	LEK
Net value	91,009,070.14
Unit Price	1,013.7878
Fund Type	Accumulation
Custody Bank	First Investment Bank Albania
Subcustody Bank	First Investment Bank Bulgaria
	Clearstream
Benchmark	WVP Benchmark
Standard deviation	12.48%
Risk class	5

### Fees

Fees paid by investor:

up to 2.035.000	5.0%
2.035.001 - 3.400.000	4.5%
3.400.001 - 6.800.000	4.0%
6.800.001 - 13.600.000	3.5%
13.600.001 - 34.000.000	3.0%
34.000.001 - 68.000.000	2.5%
68.000.001 - 136.000.000	2.0%
136.000.001 - 340.000.000	1.5%
over 340.000.000	1.0%

Exit fee not chargeable (0%)

Fees paid by the Fund:

Management fee	2% annually
Custody bank fee	0,2% annually

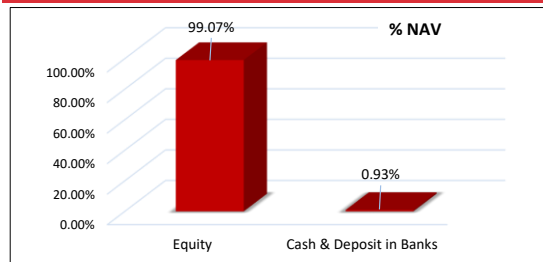
### Performance

WVP Top Invest		WVP Benchmark **	
1M	5.75%	4.50%	
3M	4.54%	2.57%	
6M	-0.77%	0.27%	
1 Year	/	/	
YTD	12.92%	10.27%	

Total Return since inception 1.38%

\*\*WVP Benchmark Calculation : 30 % DOWJ / 70 % Stoxx Europe 50  
Source of data: The Wall Street Journal  
<http://quotes.wsj.com/index/DJIA/>

### Exposure by Type of Instrument



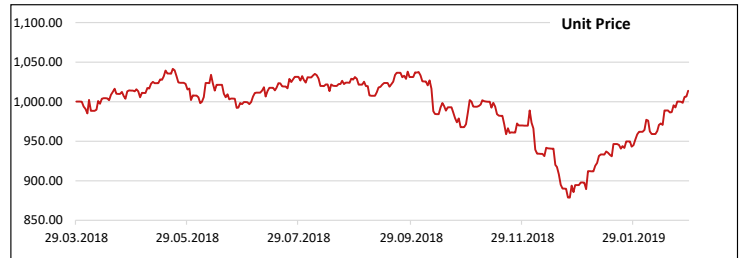
The fund is not listed on the stock exchange and can not be traded. Official information, purchase and sale of units are done direct through WVP Fund Management Tirana  
For purchase of units of WVP Top Invest please follow these payment instructions:  
IBAN AL1821511031ALL1000011282800  
SWIFT FINVALTR

The Portfolio Structure Report of the Fund is issued on a quarterly basis and is published on the web-site of the Company. The returns published in the report have been actually accomplished in the past and should be taken as an indicator, i.e. are not a guarantee for future returns. Detailed information on the Funds can be obtained from the Prospectus and the Statute of the Fund, published on the web-site [www.wvpfunds.al](http://www.wvpfunds.al), by phone at +355 (4) 22 24 525 or at the following email address: [contact@wvpfunds.al](mailto:contact@wvpfunds.al)

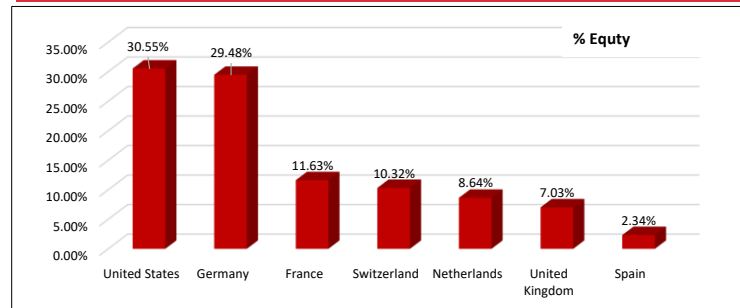
### Top 10 Holdings

BOEING	4.01%
Procter & Gamble Co/The	3.95%
Pfizer Inc	3.87%
Diageo PLC	3.77%
Nestle	3.62%
Walmart Inc	3.55%
Roche Holding AG	3.39%
EXXON MOBIL CORP	3.36%
SANOFI SA	3.25%
Zurich Insurance Group AG	3.22%
	<b>35.99%</b>

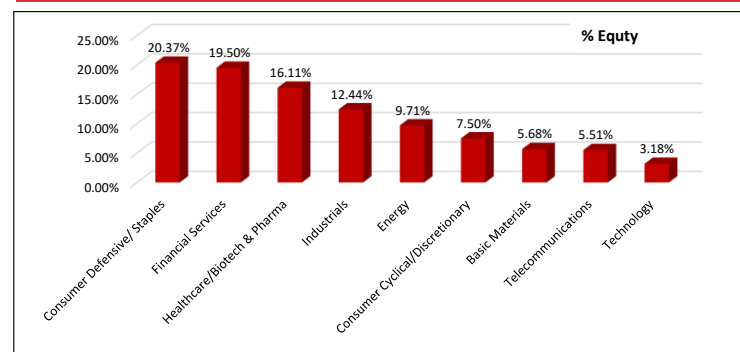
### Unit price



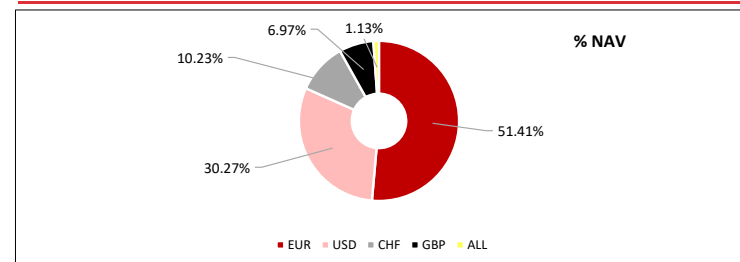
### Geographic Exposure



### Sectoral Exposure



### Currency Exposure



No.	Name Of The Company	ISIN	Currency	No. Of Shares	Price	Exchange Rate	Value in ALL	% NAV
1	BOEING	US0970231058	USD	75	439.81	110.51	3,645,255.23	4.01%
2	Procter & Gamble Co/The	US7427181091	USD	330	98.52	110.51	3,592,856.92	3.95%
3	Pfizer Inc	US7170811035	USD	735	43.33	110.51	3,519,472.75	3.87%
4	Diageo PLC	GB0002374006	GBP	800	29.14	147.06	3,427,674.48	3.77%
5	Nestle	CH0038863350	CHF	328	90.36	111.11	3,293,087.07	3.62%
6	Walmart Inc	US9311421039	USD	295	98.97	110.51	3,226,466.54	3.55%
7	Roche Holding AG	CH0012032048	CHF	100	277.30	111.11	3,081,080.30	3.39%
8	EXXON MOBIL CORP	US30231G1022	USD	350	79.04	110.51	3,057,148.64	3.36%
9	SANOFI SA	FR0000120578	EUR	320	73.43	125.92	2,958,817.79	3.25%
10	Zurich Insurance Group AG	CH0011075394	CHF	80	329.90	111.11	2,932,415.12	3.22%
11	HeidelbergCement AG	DE0006047004	EUR	360	64.60	125.92	2,928,395.52	3.22%
12	Lloyds Banking Group PLC	GB0008706128	GBP	27,850	0.71	147.06	2,914,443.90	3.20%
13	Apple Inc	US0378331005	USD	150	173.16	110.51	2,870,386.74	3.15%
14	TOTAL SA	FR0000120271	EUR	455	49.99	125.92	2,863,820.60	3.15%
15	Facebook Inc	US30303M1027	USD	160	161.48	110.51	2,855,224.77	3.14%
16	Merck KGaA	DE0006599905	EUR	250	90.66	125.92	2,853,976.80	3.14%
17	Royal Dutch Shell PLC	GB00B03MLX29	EUR	820	27.43	125.92	2,832,268.19	3.11%
18	Allianz SE	DE0008404005	EUR	115	195.22	125.92	2,826,941.78	3.11%
19	UNITED TECHNOLOGIES CORP	US9130171096	USD	200	125.68	110.51	2,777,779.36	3.05%
20	Unilever NV	NL0000009355	EUR	455	47.45	125.92	2,718,294.85	2.99%
21	AXA SA	FR0000120628	EUR	965	22.30	125.92	2,709,127.88	2.98%
22	Volkswagen Ag	DE0007664039	EUR	135	150.92	125.92	2,565,519.26	2.82%
23	Siemens AG	DE0007236101	EUR	200	96.14	125.92	2,421,189.76	2.66%
24	Deutsche Post AG	DE0005552004	EUR	690	27.34	125.92	2,375,430.43	2.61%
25	ING Groep NV	NL0011821202	EUR	1,530	11.63	125.92	2,240,607.89	2.46%
26	Bayerische Motoren Werke AG	DE0005190003	EUR	235	74.41	125.92	2,201,881.19	2.42%
27	BASF SE	DE000BASF111	EUR	260	67.01	125.92	2,193,853.79	2.41%
28	Fresenius SE & Co KGaA	DE0005785604	EUR	340	49.41	125.92	2,115,380.45	2.32%
29	Telefonica SA	ES0178430E18	EUR	2,200	7.62	125.92	2,110,922.88	2.32%
30	Henkel AG & Co KGaA	DE0006048432	EUR	190	87.94	125.92	2,103,946.91	2.31%
31	Intercontinental Exchange Inc	US45866F1049	USD	235	77.12	110.51	2,002,794.83	2.20%
32	Daimler AG	DE0007100000	EUR	300	52.73	125.92	1,991,928.48	2.19%
33	BNP Paribas SA	FR0000131104	EUR	345	45.05	125.92	1,957,080.12	2.15%