

Goals of the Fund

The Fund is created having in mind the clients who wish to harvest an attractive return by using the global growth of world economy, especially in the most developed economies of the world, such as the USA, Germany and Switzerland. Our goal is to build in our portfolio with the shares of the companies in Stoxx Euro 50 and DOWJ indexes. The return will be effectuated through investing the Fund's assets into shares of large companies that create global demand and are the main driving forces of economic development. Through investing in the Fund, the clients will be able to achieve diversification of their capital and accomplish their personal financial goals, while having high liquidity of the investment. *

**Detailed information can be found in the Prospectus.*

Information about the Fund

Name of the Fund	WVP Top Invest
Inception Date	3/29/2018
Currency of the shares	LEK
Net value	187,592,030.48
Unit Price	1,130.0926
Fund Type	Accumulation
Custody Bank	First Investment Bank Albania
Subcustody Bank	First Investment Bank Bulgaria
	Clearstream
Benchmark	WVP Benchmark
Standard deviation	16,46%
Risk class	6

Fees

Fees paid by investor:

up to 2.035.000	5.0%
2.035.001 - 3.400.000	4.5%
3.400.001 - 6.800.000	4.0%
6.800.001 - 13.600.000	3.5%
13.600.001 - 34.000.000	3.0%
34.000.001 - 68.000.000	2.5%
68.000.001 - 136.000.000	2.0%
136.000.001 - 340.000.000	1.5%
over 340.000.000	1.0%

Exit fee **not chargeable (0%)**

Fees paid by the Fund:

Management fee	2% annually
Custody bank fee	0,2% annually

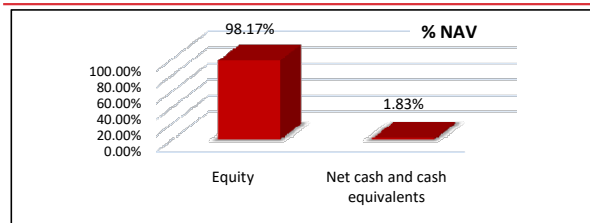
Performance

WVP Top Invest %	WVP Benchmark ** %	
1M	-4,76	-5,48%
3M	-2,49	-1,75%
6M	-3,45	-1,75%
1 Year	13,73	14,62%
YTD	-6,25	-7,37%

Total Return since inception % 13,01

****WVP Benchmark Calculation : 30 % DOWJ / 70 % Stoxx Europe 50 - 2.5 % TER**
Source of data: The Wall Street Journal

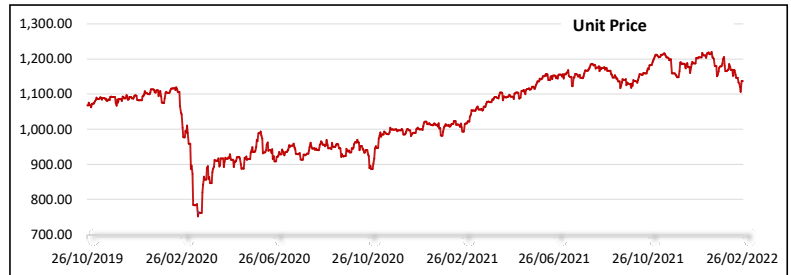
Exposure by Type of Instrument



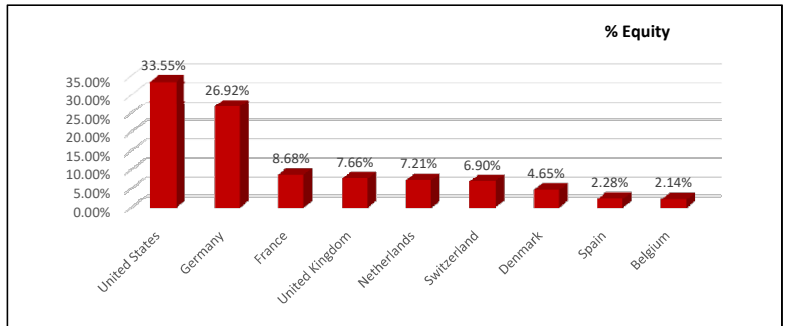
Top 10 Holdings

Novo Nordisk A/S	4.57%
Microsoft Corp	3.62%
Apple Inc	3.15%
Merck KGaA	2.88%
LVMH Moët Hennessy Louis Vuitton SE	2.56%
Nestle	2.46%
Procter & Gamble Co/The	2.46%
Schneider Electric SE	2.40%
Diageo PLC	2.31%
Walmart Inc	2.31%
Total	28.72%

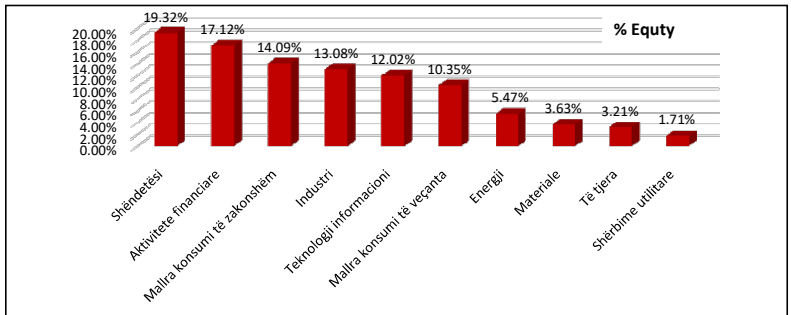
Unit price



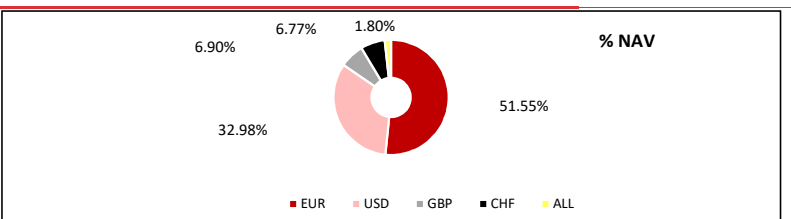
Geographic Exposure



Sectoral Exposure



Currency Exposure



The fund is not listed on the stock exchange and can not be traded. Official information, purchase and sale of units are done direct through WVP Fund Management Tirana

For purchase of units of WVP Top Invest please follow these payment instructions:

IBAN **AL1821511031ALL1000011282800**

SWIFT **FINVALTR**

The Portfolio Structure Report of the Fund is issued on a quarterly basis and is published on the web-site of the Company. The returns published in the report have been actually accomplished in the past and should be taken as an indicator, i.e. are not a guarantee for future returns. Detailed information on the Funds can be obtained from the Prospectus and the Statute of the Fund, published on the web-site www.wvpfunds.al, by phone at +355 (4) 22 24 525 or at the following email address: contact@wvpfunds.al

No.	Name Of The Company	ISIN	Currency	No. Of Shares	Price	Exchange Rate	Value in ALL	%NAV
1	Novo Nordisk A/S	DK0060534915	EUR	770	91.7200	121.320000	8,568,152.21	4.57
2	Microsoft Corp	US5949181045	USD	209	299.0300	108.520000	6,782,203.74	3.62
3	Apple Inc	US0378331005	USD	330	165.1000	108.520000	5,912,495.16	3.15
4	Merck KGaA	DE0006599905	EUR	250	178.0500	121.320000	5,400,256.50	2.88
5	LVMH Moet Hennessy Louis Vuitton S	FR0000121014	EUR	60	659.8000	121.320000	4,802,816.16	2.56
6	Nestle	CH0038863350	CHF	328	119.7800	117.680000	4,623,393.01	2.46
7	Procter & Gamble Co/The	US7427181091	USD	273	155.8400	108.520000	4,616,909.61	2.46
8	Schneider Electric SE	FR0000121972	EUR	265	139.7800	121.320000	4,493,899.04	2.40
9	Diageo PLC	GB0002374006	GBP	800	37.2500	145.260000	4,328,748.00	2.31
10	Walmart Inc	US9311421039	USD	295	135.1600	108.520000	4,326,931.14	2.31
11	Roche Holding AG	CH0012032048	CHF	100	349.8500	117.680000	4,117,034.80	2.19
12	Deutsche Telekom AG	DE0005557508	EUR	2,054	16.0360	121.320000	3,996,031.37	2.13
13	Airbus SE	NL0000235190	EUR	285	114.9000	121.320000	3,972,805.38	2.12
14	Zurich Insurance Group AG	CH0011075394	CHF	80	421.4000	117.680000	3,967,228.16	2.11
15	Anheuser Busch Inbev NV	BE0974293251	EUR	590	55.1300	121.320000	3,946,139.24	2.10
16	Mastercard Inc	US57636Q1040	USD	100	360.6100	108.520000	3,913,339.72	2.09
17	SAP SE	DE0007164600	EUR	313	101.1800	121.320000	3,842,124.33	2.05
18	Deutsche Post AG	DE0005552004	EUR	690	45.1650	121.320000	3,780,798.28	2.02
19	Goldman Sachs Group Inc	US38141G1040	USD	102	341.1200	108.520000	3,775,870.92	2.01
20	Pfizer Inc	US7170811035	USD	735	46.9300	108.520000	3,743,240.05	2.00
21	Facebook Inc	US30303M1027	USD	160	211.0800	108.520000	3,665,024.26	1.95
22	SANOFI SA	FR0000120578	EUR	320	93.4600	121.320000	3,628,341.50	1.93
23	Amazon.com Inc	US0231351067	USD	10	3,068.1100	108.520000	3,329,512.97	1.77
24	GlaxoSmithKline plc	GB0009252882	GBP	1,470	15.4500	145.260000	3,299,072.49	1.76
25	Intercontinental Exchange Inc	US45866F1049	USD	235	128.1100	108.520000	3,267,086.84	1.74
26	Fresenius Medical Care AG & Co. KG	DE0005785802	EUR	452	57.3200	121.320000	3,143,236.20	1.68
27	Siemens AG	DE0007236101	EUR	200	126.8800	121.320000	3,078,616.32	1.64
28	Berkshire Hathaway Inc	US0846707026	USD	88	320.9700	108.520000	3,065,186.47	1.63
29	EXXON MOBIL CORP	US30231G1022	USD	350	78.4100	108.520000	2,978,168.62	1.59
30	Adidas AG	DE000A1EWWW0	EUR	115	212.2000	121.320000	2,960,571.96	1.58
31	Volkswagen Ag	DE0007664039	EUR	135	178.6800	121.320000	2,926,456.78	1.56
32	Iberdrola SA	ES0144580Y14	EUR	2,306	10.1800	121.320000	2,847,996.71	1.52
33	AXA SA	FR0000120628	EUR	965	24.2700	121.320000	2,841,381.13	1.51
34	Allianz SE	DE0008404005	EUR	115	203.1500	121.320000	2,834,308.17	1.51
35	Daimler AG	DE0007100000	EUR	300	70.5100	121.320000	2,566,281.96	1.37
36	ASML Holding NV	NL0010273215	EUR	35	598.9000	121.320000	2,543,049.18	1.36
37	Salesforce.Com Inc	US79466L3024	USD	111	210.7000	108.520000	2,538,033.20	1.35
38	HeidelbergCement AG	DE0006047004	EUR	360	58.0800	121.320000	2,536,655.62	1.35
39	TOTAL SA	FR0000120271	EUR	455	45.5900	121.320000	2,516,595.35	1.34
40	Bayerische Motoren Werke AG	DE0005190003	EUR	235	86.5300	121.320000	2,466,987.61	1.32
41	Unilever PLC	GB00B10RZP78	EUR	455	44.6900	121.320000	2,466,914.81	1.32
42	Shell plc	GB00BP6MXD84	EUR	820	23.5600	121.320000	2,343,805.34	1.25
43	Biogen Inc	US09062X1037	USD	100	210.8800	108.520000	2,288,469.76	1.22
44	British Petroleum PLC	GB0007980591	GBP	4,250	3.6355	145.260000	2,244,394.10	1.20
45	Raytheon Technologies Corp	US75513E1010	USD	200	102.6900	108.520000	2,228,783.76	1.19
46	BNP Paribas SA	FR0000131104	EUR	345	52.5000	121.320000	2,197,408.50	1.17
47	Lloyds Banking Group PLC	GB0008706128	GBP	27,850	0.4844	145.260000	1,959,433.57	1.04
48	ING Groep NV	NL0011821202	EUR	1,530	10.4960	121.320000	1,948,263.32	1.04
49	BASF SE	DE000BASF111	EUR	260	59.4600	121.320000	1,875,558.67	1.00
50	Visa Inc	US92826C8394	USD	75	216.0600	108.520000	1,758,512.34	0.94
51	BOEING	US0970231058	USD	75	205.4100	108.520000	1,671,831.99	0.89
52	Henkel AG & Co KGaA	DE0006048432	EUR	190	70.8400	121.320000	1,632,918.67	0.87
53	Telefonica SA	ES0178430E18	EUR	2,531	4.2705	121.320000	1,311,303.66	0.70
54	Fresenius SE & Co KGaA	DE0005785604	EUR	340	31.2600	121.320000	1,289,437.49	0.69
55	Linde PLC	IE00BZ12WP82	EUR	37	260.6000	121.320000	1,169,791.70	0.62
56	Rio Tinto PLC	GB0007188757	GBP	132	57.9100	145.260000	1,110,384.87	0.59
57	Carrier Global Corporation	US14448C1045	USD	200	44.8700	108.520000	973,858.48	0.52
58	Otis Worldwide Corporation	US68902V1070	USD	100	78.3300	108.520000	850,037.16	0.45
59	Daimler Truck Holding AG	DE000DTR0CK8	EUR	150	27.2450	121.320000	495,804.51	0.26
60	Siemens Energy AG	DE000ENER6Y0	EUR	100	21.4000	121.320000	259,624.80	0.14
61	VIATRIS INC ORD REG	US92556V1061	USD	91	11.0000	108.520000	108,628.52	0.06
62	IBERDROLA SA-INTERIM	ES0144583236	EUR	31	10.18	121.32	38286.1656	0.02041