

Goals of the Fund

The Fund is created having in mind the clients who wish to harvest an attractive return by using the global growth of world economy, especially in the most developed economies of the world, such as the USA, Germany and Switzerland. Our goal is to build in our portfolio with the shares of the companies in Stoxx Euro 50 and DOWJ indexes. The return will be effectuated through investing the Fund's assets into shares of large companies that create global demand and are the main driving forces of economic development. Through investing in the Fund, the clients will be able to achieve diversification of their capital and accomplish their personal financial goals, while having high liquidity of the investment. *

* Detailed information can be found in the Prospectus.

Information about the Fund

Name of the Fund	WVP Top Invest
Inception Date	29.3.2018
Currency of the shares	LEK
Net value	208.057.662,66 ALL
Unit Price	1.115,8306
Fund Type	Accumulation
Custody Bank	First Investment Bank Albania
Subcustody Bank	First Investment Bank Bulgaria
	Clearstream
Benchmark	WVP Benchmark
Standard deviation	16,47%
Risk class	6

Fees

Fees paid by investor:

up to 2.035.000	5,0%
2.035.001 - 3.400.000	4,5%
3.400.001 - 6.800.000	4,0%
6.800.001 - 13.600.000	3,5%
13.600.001 - 34.000.000	3,0%
34.000.001 - 68.000.000	2,5%
68.000.001 - 136.000.000	2,0%
136.000.001 - 340.000.000	1,5%
over 340.000.000	1,0%

Exit fee: not chargeable (0%)

Fees paid by the Fund:

Management fee	2% annually
Custody bank fee	0,2% annually

Performance

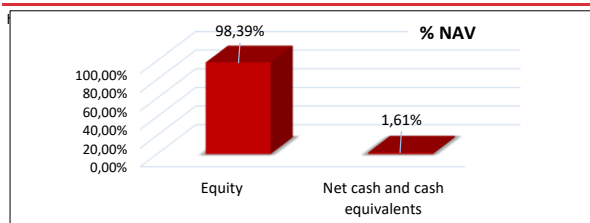
	WVP Top Invest %	WVP Benchmark ** %
1M	-0,57	-2,21%
3M	0,23	-2,80%
6M	6,28	4,94%
1 Year	-1,26	3,03%
YTD	7,02	2,08%

Total Return since inception % 11,58

**WVP Benchmark Calculation : 30 % DOWJ / 70 % Stoxx Europe 50 - 2.5 % TER

Source of data: The Wall Street Journal

<http://quotes.wsj.com/index/DJIA/>

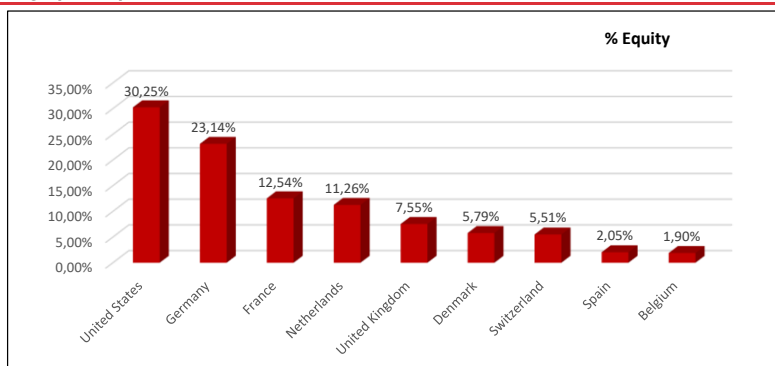


Top 10 Holdings

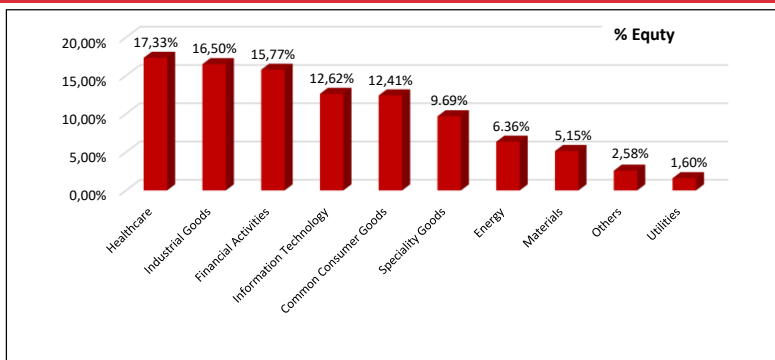
Novo Nordisk A/S	5,70%
LVMH Moet Hennessy Louis Vuitton SE	3,40%
ASML Holding NV	3,04%
Microsoft Corp	2,72%
Apple Inc	2,53%
Merck KGaA	2,48%
Deutsche Telekom AG	2,41%
Schneider Electric SE	2,23%
Walmart Inc	2,18%
Siemens AG	2,02%
Total	28,71%



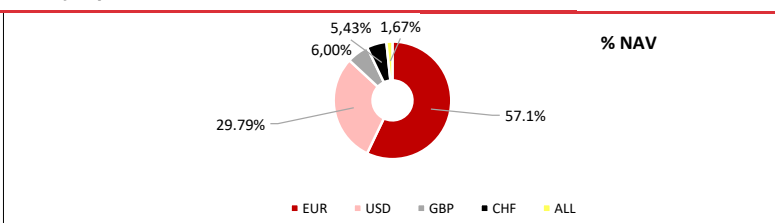
Geographic Exposure



Sectoral Exposure



Currency Exposure



The fund is not listed on the stock exchange and can not be traded. Official information, purchase and sale of units are done direct through WVP Fund Management Tirana

For purchase of units of WVP Top Invest please follow these payment instructions:

IBAN: **AL1821511031ALL1000011282800**

The Portfolio Structure Report of the Fund is issued on a quarterly basis and is published on the web-site of the Company. The returns published in the report have been actually accomplished in the past and should be taken as an indicator, i.e. are not a guarantee for future returns. Detailed information on the Funds can be obtained from the Prospectus and the Statute of the Fund, published on the web-site www.wvpfunds.al, by phone at +355 (4) 22 24 525 or at the following email address: contact@wvpfunds.al

No.	Name Of The Company	ISIN	Currency	No. Of Shares	Price	Exchange Rate	Value in ALL	%NAV
1	Novo Nordisk A/S	DK0060534915	EUR	770	133,8600	115,040000	11 857 425,89	5,70
2	LVMH Moet Hennessy Louis Vuitton SE	FR0000121014	EUR	78	789,0000	115,040000	7 079 791,68	3,40
3	ASML Holding NV	NL0010273215	EUR	94	584,0000	115,040000	6 315 235,84	3,04
4	Microsoft Corp	US5949181045	USD	209	249,3900	108,430000	5 651 643,76	2,72
5	Apple Inc	US0378331005	USD	330	147,3900	108,430000	5 273 894,24	2,53
6	Merck KGaA	DE0006599905	EUR	250	179,1500	115,040000	5 152 354,00	2,48
7	Deutsche Telekom AG	DE0005557508	EUR	2 054	21,2600	115,040000	5 023 571,32	2,41
8	Schneider Electric SE	FR0000121972	EUR	265	152,1000	115,040000	4 636 859,76	2,23
9	Walmart Inc	US9311421039	USD	295	142,0600	108,430000	4 544 051,91	2,18
10	Siemens AG	DE0007236101	EUR	252	144,9000	115,040000	4 200 662,59	2,02
11	EXXON MOBIL CORP	US30231G1022	USD	350	109,6800	108,430000	4 162 410,84	2,00
12	Zurich Insurance Group AG	CH0011075394	CHF	80	446,4000	115,570000	4 127 235,84	1,98
13	Procter & Gamble Co/The	US7427181091	USD	273	137,4900	108,430000	4 069 895,11	1,96
14	Airbus SE	NL0000235190	EUR	285	124,0000	115,040000	4 065 513,60	1,95
15	Nestle	CH0038863350	CHF	328	106,0800	115,570000	4 021 170,32	1,93
16	Goldman Sachs Group Inc	US38141G1040	USD	102	351,4200	108,430000	3 886 656,00	1,87
17	Anheuser Busch Inbev NV	BE0974293251	EUR	590	57,2200	115,040000	3 883 727,39	1,87
18	SAP SE	DE0007164600	EUR	313	107,4600	115,040000	3 869 368,10	1,86
19	Mastercard Inc	US57636Q1040	USD	100	354,7500	108,430000	3 846 554,25	1,85
20	Diageo PLC	GB0002374006	GBP	800	35,2900	131,050000	3 699 803,60	1,78
21	BOEING	US0970231058	USD	156	201,4300	108,430000	3 407 204,56	1,64
22	AXA SA	FR0000120628	EUR	965	29,8450	115,040000	3 313 200,89	1,59
23	SANOFI SA	FR0000120578	EUR	320	88,8800	115,040000	3 271 921,66	1,57
24	Pfizer Inc	US7170811035	USD	735	40,5600	108,430000	3 232 471,79	1,55
25	Deutsche Post AG	DE0005552004	EUR	690	40,1100	115,040000	3 183 835,54	1,53
26	Roche Holding AG	CH0012032048	CHF	100	271,7500	115,570000	3 140 614,75	1,51
27	British Petroleum PLC	GB0007980591	GBP	4 250	5,5050	131,050000	3 066 078,56	1,47
28	TOTAL SA	FR0000120271	EUR	455	58,5600	115,040000	3 065 217,79	1,47
29	Facebook Inc	US30303M1027	USD	160	174,9100	108,430000	3 034 478,61	1,46
30	Iberdrola SA	ES0144580Y14	EUR	2 410	10,8600	115,040000	3 010 895,90	1,45
31	Linde PLC	IE00B12ZWP82	EUR	79	325,8000	115,040000	2 960 922,53	1,42
32	Allianz SE	DE0008404005	EUR	115	222,4000	115,040000	2 942 263,04	1,41
33	Biogen Inc	US09062X1037	USD	100	269,6400	108,430000	2 923 706,52	1,41
34	Berkshire Hathaway Inc	US0846707026	USD	88	304,8000	108,430000	2 908 352,83	1,40
35	Shell plc	GB00BP6MXD84	EUR	820	28,8450	115,040000	2 721 029,62	1,31
36	HeidelbergCement AG	DE0006047004	EUR	360	65,0600	115,040000	2 694 420,86	1,30
37	Bayerische Motoren Werke AG	DE0005190003	EUR	235	97,9200	115,040000	2 647 208,45	1,27
38	Adyen NV	NL0012969182	EUR	17 1	345,2000	115,040000	2 630 780,74	1,26
39	BNP Paribas SA	FR0000131104	EUR	345	66,1500	115,040000	2 625 414,12	1,26
40	Intercontinental Exchange Inc	US45866F1049	USD	235	101,7500	108,430000	2 592 696,84	1,25
41	Daimler AG	DE0007100000	EUR	300	72,7500	115,040000	2 510 748,00	1,21
42	Prosus NV	NL0013654783	EUR	321	67,9200	115,040000	2 508 138,89	1,21
43	Unilever PLC	GB00B10RZP78	EUR	455	47,2000	115,040000	2 470 599,04	1,19
44	AIR LIQUIDE SA	FR0000120073	EUR	142	150,5400	115,040000	2 459 173,27	1,18
45	ING Groep NV	NL0011821202	EUR	1 530	13,2660	115,040000	2 334 964,58	1,12
46	GlaxoSmithKline plc	GB00BN7SWP63	GBP	1 176	14,2500	131,050000	2 196 135,90	1,06
47	Vinci SA	FR0000125486	EUR	175	107,8000	115,040000	2 170 229,60	1,04
48	Raytheon Technologies Corp	US75513E1010	USD	200	98,0300	108,430000	2 125 878,58	1,02
49	Amazon.com Inc	US0231351067	USD	200	94,2100	108,430000	2 043 038,06	0,98
50	Volkswagen AG	DE0007664039	EUR	135	129,5000	115,040000	2 011 186,80	0,97
51	Salesforce.Com Inc	US79466L3024	USD	111	163,5300	108,430000	1 968 202,93	0,95
52	Lloyds Banking Group PLC	GB0008706128	GBP	27 850	0,5261	131,050000	1 920 129,53	0,92
53	Fresenius Medical Care AG & Co. KGaA	DE0005785802	EUR	452	36,8900	115,040000	1 918 209,17	0,92
54	Adidas AG	DE000A1EWWW0	EUR	115	142,2200	115,040000	1 881 513,71	0,90
55	Visa Inc	US92826C8394	USD	75	219,6900	108,430000	1 786 574,00	0,86
56	Kering SA	FR0000121485	EUR	26	554,9000	115,040000	1 659 728,10	0,80
57	Henkel AG & Co KGaA	DE0006048432	EUR	190	68,9000	115,040000	1 505 988,64	0,72
58	BASF SE	DE000BASF111	EUR	260	48,3550	115,040000	1 446 317,39	0,70
59	3M Co	US88579Y1010	USD	108	107,7200	108,430000	1 261 448,60	0,61
60	McDonald's Corp	US5801351017	USD	42	263,7800	108,430000	1 201 269,95	0,58
61	Telefonica SA	ES0178430E18	EUR	2 531	3,8480	115,040000	1 120 407,69	0,54
62	Fresenius SE & Co KGaA	DE0005785604	EUR	340	26,0500	115,040000	1 018 909,28	0,49
63	Rio Tinto PLC	GB0007188757	GBP	132	57,1100	131,050000	987 923,05	0,47
64	Carrier Global Corporation	US14448C1045	USD	200	44,9900	108,430000	975 653,14	0,47
65	Otis Worldwide Corporation	US68902V1070	USD	100	84,6300	108,430000	917 643,09	0,44
66	HALEON PLC ORD	GB00BMX86B70	GBP	1 470	3,2190	131,050000	620 119,43	0,30
67	Daimler Truck Holding AG	DE000DTR0CK8	EUR	150	29,9650	115,040000	517 076,04	0,25
68	Siemens Energy AG	DE000ENER6Y0	EUR	100	19,0000	115,040000	218 576,00	0,11
69	VIATRIS INC ORD REG	US92556V1061	USD	91	11,3800	108,430000	112 287,94	0,05
70	IBERDROLA SA-INTERIM	ES0144583236	EUR	31	10,8600	115,040000	38 729,37	0,02
71	Telefonica SA	ES0178430E18	EUR	81	3,8480	115,040000	35 856,59	0,02
72	Euroapi SAS	FR0014008VX5	EUR	13	15,5000	115,040000	23 180,56	0,01