

Goals of the Fund

The Fund is created having in mind the clients who wish to harvest an attractive return by using the global growth of world economy, especially in the most developed economies of the world, such as the USA, Germany and Switzerland. Our goal is to build in our portfolio with the shares of the companies in Stoxx Euro 50 and DOWJ indexes. The return will be effectuated through investing the Fund's assets into shares of large companies that create global demand and are the main driving forces of economic development. Through investing in the Fund, the clients will be able to achieve diversification of their capital and accomplish their personal financial goals, while having high liquidity of the investment. *

* Detailed information can be found in the Prospectus.

Information about the Fund

Name of the Fund	WVP Top Invest
Inception Date	3/29/2018
Currency of the shares	LEK
Net value	111,412,394.03
Unit Price	977.3829
Fund Type	Accumulation
Custody Bank	First Investment Bank Albania
Subcustody Bank	First Investment Bank Bulgaria Clearstream
Benchmark	WVP Benchmark
Standard deviation	14.34%
Risk class	5

Fees

Fees paid by investor:

up to 2.035.000	5.0%
2.035.001 - 3.400.000	4.5%
3.400.001 - 6.800.000	4.0%
6.800.001 - 13.600.000	3.5%
13.600.001 - 34.000.000	3.0%
34.000.001 - 68.000.000	2.5%
68.000.001 - 136.000.000	2.0%
136.000.001 - 340.000.000	1.5%
over 340.000.000	1.0%

Exit fee

not chargeable (0%)

Fees paid by the Fund:

Management fee	2% annually
Custody bank fee	0.2% annually

Performance

WVP Top Invest %	WVP Benchmark ** %
1M	-9.16%
3M	-10.48%
6M	-1.96%
1 Year	-3.59%
YTD	-9.76%

Total Return since

inception % -2.26%

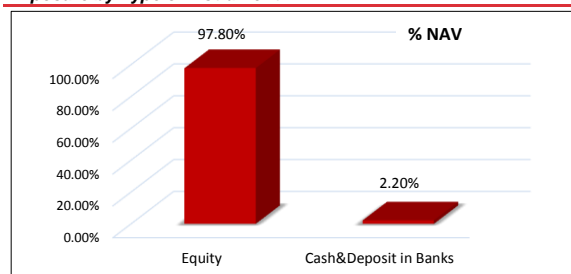
**WVP Benchmark Calculation : 30 % DOWJ / 70 % Stoxx Europe 50

Source of data: The Wall Street Journal

<http://quotes.wsj.com/index/DJIA/>

<http://quotes.wsj.com/index/XX/SX5P/>

Exposure by Type of Instrument



The fund is not listed on the stock exchange and can not be traded. Official information, purchase and sale of units are done direct through WVP Fund Management Tirana

For purchase of units of WVP Top Invest please follow these payment instructions:

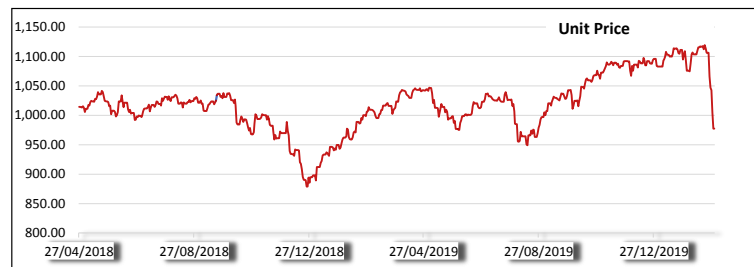
IBAN AL1821511031ALL1000011282800
SWIFT FINVALTR

The Portfolio Structure Report of the Fund is issued on a quarterly basis and is published on the web-site of the Company. The returns published in the report have been actually accomplished in the past and should be taken as an indicator, i.e. are not a guarantee for future returns. Detailed information on the Funds can be obtained from the Prospectus and the Statute of the Fund, published on the web-site www.wvpfunds.al, by phone at +355 (4) 22 24 525 or at the following email address: contact@wvpfunds.al

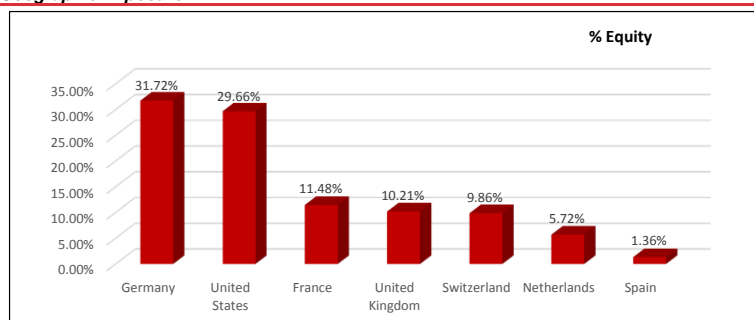
Top 10 Holdings

Apple Inc	4.12%
Procter & Gamble Co/The	3.73%
Wirecard AG	3.52%
Fresenius Medical Care AG & Co. KGaA	3.42%
Nestle	3.36%
Roche Holding AG	3.21%
Walmart Inc	3.18%
Facebook Inc	3.08%
Zurich Insurance Group AG	3.07%
Merck KGaA	2.99%
Total	33.68%

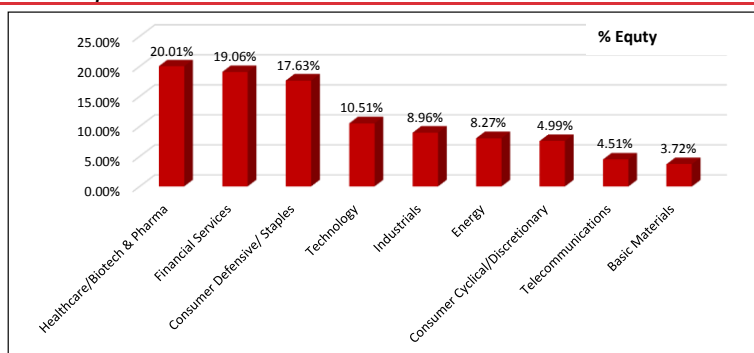
Unit price



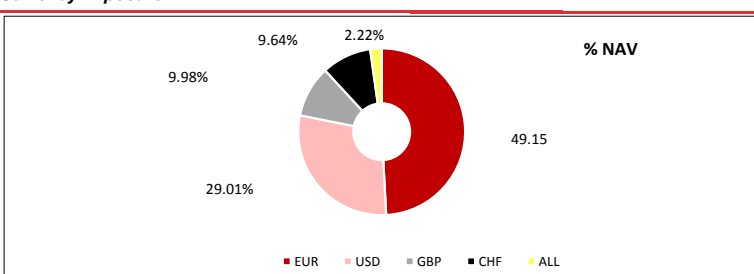
Geographic Exposure



Sectoral Exposure



Currency Exposure



No.	Name Of The Company	ISIN	Currency	No. Of Shares	Price	Exchange Rate	Value in ALL	%NAV
1	Apple Inc	US0378331005	USD	150	274.5800	111.38000	4,587,408.06	4.12
2	Procter & Gamble Co/The	US7427181091	USD	330	113.1400	111.38000	4,158,505.96	3.73
3	Wirecard AG	DE0007472060	EUR	280	114.2000	122.74000	3,924,734.24	3.52
4	Fresenius Medical Care AG & Co. KGaA	DE0005785802	EUR	452	68.72	122.74000	3812481.146	3.42
5	Nestle	CH0038863350	CHF	328	98.8300	115.49000	3,743,751.56	3.36
6	Roche Holding AG	CH0012032048	CHF	100	309.7000	115.49000	3,576,725.30	3.21
7	Walmart Inc	US9311421039	USD	295	107.6800	111.38000	3,538,052.53	3.18
8	Facebook Inc	US30303M1027	USD	160	192.6400	111.38000	3,432,998.91	3.08
9	Zurich Insurance Group AG	CH0011075394	CHF	80	370.7000	115.49000	3,424,971.44	3.07
10	Merck KGaA	DE0006599905	EUR	250	108.5000	122.74000	3,329,322.50	2.99
11	SANOFI SA	FR0000120578	EUR	320	83.9300	122.74000	3,296,501.82	2.96
12	GlaxoSmithKline plc	GB0009252882	GBP	1,470	15.6220	143.52000	3,295,842.08	2.96
13	Diageo PLC	GB0002374006	GBP	800	27.6350	143.52000	3,172,940.16	2.85
14	Schneider Electric SE	FR0000121972	EUR	265	90.5000	122.74000	2,943,612.05	2.64
15	UNITED TECHNOLOGIES CORP	US9130171096	USD	200	131.0100	111.38000	2,918,378.76	2.62
16	Allianz SE	DE0008404005	EUR	115	194.3000	122.74000	2,742,563.93	2.46
17	Pfizer Inc	US7170811035	USD	735	33.4400	111.38000	2,737,542.19	2.46
18	LVMH Moet Hennessy Louis Vuitton SE	FR0000121014	EUR	60	370.8500	122.74000	2,731,087.74	2.45
19	Unilever NV	NL0000388619	EUR	455	47.6150	122.74000	2,659,140.62	2.39
20	British Petroleum PLC	GB0007980591	GBP	4,250	4.3375	143.52000	2,645,701.50	2.37
21	AXA SA	FR0000120628	EUR	965	20.9550	122.74000	2,481,996.12	2.23
22	Volkswagen Ag	DE0007664039	EUR	135	148.4000	122.74000	2,458,973.16	2.21
23	HeidelbergCement AG	DE0006047004	EUR	360	53.7400	122.74000	2,374,577.14	2.13
24	Intercontinental Exchange Inc	US45866F1049	USD	235	89.2000	111.38000	2,334,747.56	2.10
25	BOEING	US0970231058	USD	75	275.3100	111.38000	2,299,802.09	2.06
26	Goldman Sachs Group Inc	US38141G1040	USD	102	200.9100	111.38000	2,282,490.29	2.05
27	Deutsche Post AG	DE0005552004	EUR	690	26.9450	122.74000	2,281,988.22	2.05
28	Siemens AG	DE0007236101	EUR	200	92.2500	122.74000	2,264,553.00	2.03
29	TOTAL SA	FR0000120271	EUR	455	38.3800	122.74000	2,143,396.35	1.92
30	Berkshire Hathaway Inc	US0846707026	USD	88	206.4300	111.38000	2,023,311.26	1.82
31	Lloyds Banking Group PLC	GB0008706128	GBP	27,850	0.5020	143.52000	2,006,510.06	1.80
32	EXXON MOBIL CORP	US30231G1022	USD	350	51.4300	111.38000	2,004,895.69	1.80
33	Royal Dutch Shell PLC	GB00B03MLX29	EUR	820	19.4100	122.74000	1,953,554.39	1.75
34	Henkel AG & Co KGaA	DE0006048432	EUR	190	83.2000	122.74000	1,940,273.92	1.74
35	BNP Paribas SA	FR0000131104	EUR	345	43.7850	122.74000	1,854,088.96	1.66
36	Fresenius SE & Co KGaA	DE0005785604	EUR	340	41.9400	122.74000	1,750,223.30	1.57
37	Bayerische Motoren Werke AG	DE0005190003	EUR	235	58.4900	122.74000	1,687,079.71	1.51
38	BASF SE	DE000BASF111	EUR	260	52.6400	122.74000	1,679,868.74	1.51
39	ING Groep NV	NL0011821202	EUR	1,530	8.6090	122.74000	1,616,703.05	1.45
40	Telefonica SA	ES0178430E18	EUR	2,200	5.4800	122.74000	1,479,753.44	1.33
41	Daimler AG	DE0007100000	EUR	300	37.2450	122.74000	1,371,435.39	1.23