

Goals of the Fund

The Fund is created having in mind the clients who wish to harvest an attractive return by using the global growth of world economy, especially in the most developed economies of the world, such as the USA, Germany and Switzerland. Our goal is to build in our portfolio with the shares of the companies in Stoxx Euro 50 and DOWJ indexes. The return will be effectuated through investing the Fund's assets into shares of large companies that create global demand and are the main driving forces of economic development. Through investing in the Fund, the clients will be able to achieve diversification of their capital and accomplish their personal financial goals, while having high liquidity of the investment. *

* Detailed information can be found in the Prospectus.

Information about the Fund

Name of the Fund	WVP Top Invest
Inception Date	3/29/2018
Currency of the shares	LEK
Net value	234.169.287,67 ALL
Unit Price	1.169,3182
Fund Type	Accumulation
Custody Bank	First Investment Bank Albania
Subcustody Bank	First Investment Bank Bulgaria
	Clearstream
Benchmark	WVP Benchmark
Standard deviation	15,83%
Risk class	6

Fees

Fees paid by investor:

up to 2.035.000	5.0%
2.035.001 - 3.400.000	4.5%
3.400.001 - 6.800.000	4.0%
6.800.001 - 13.600.000	3.5%
13.600.001 - 34.000.000	3.0%
34.000.001 - 68.000.000	2.5%
68.000.001 - 136.000.000	2.0%
136.000.001 - 340.000.000	1.5%
over 340.000.000	1.0%

Exit fee not chargeable (0%)

Fees paid by the Fund:

Management fee	2% annually
Custody bank fee	0,2% annually

Performance

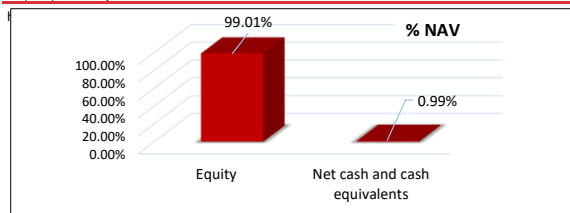
WVP Top Invest %	WVP Benchmark ** %
1M	4,06
3M	12,13
6M	5,74
1 Year	4,79
YTD	7,36
	2,38

Total Return since inception % 16,93

**WVP Benchmark Calculation : 30 % DOWJ / 70 % Stoxx Europe 50 - 2.5 % TER

Source of data: The Wall Street Journal

<http://quotes.wsj.com/index/DJIA/>



The fund is not listed on the stock exchange and can not be traded. Official information, purchase and sale of units are done direct through WVP Fund Management Tirana

For purchase of units of WVP Top Invest please follow these payment instructions:

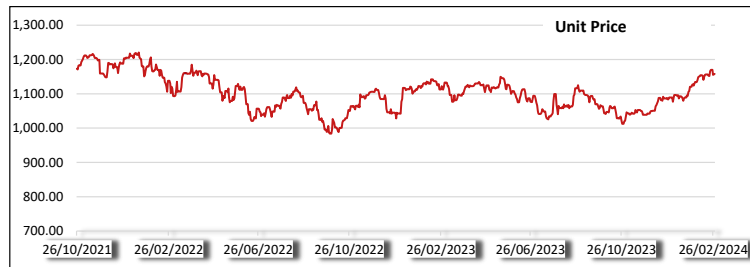
IBAN AL1821511031 ALL1000011282800

SWIFT FINVALTR

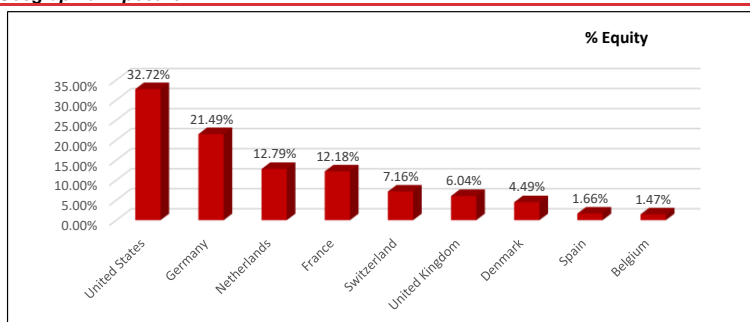
This Portfolio Structure Report of the Fund is issued on a quarterly basis and is published on the web-site of the Company. The returns published in the report have been actually accomplished in the past and should be taken as an indicator, i.e. are not a guarantee for future returns. Detailed information on the Funds can be obtained from the Prospectus and the Statute of the Fund, published on the web-site www.wvpfunds.al, by phone at +355 (4) 22 24 525 or at the following email address: contact@wvpfunds.al

Top 10 Holdings

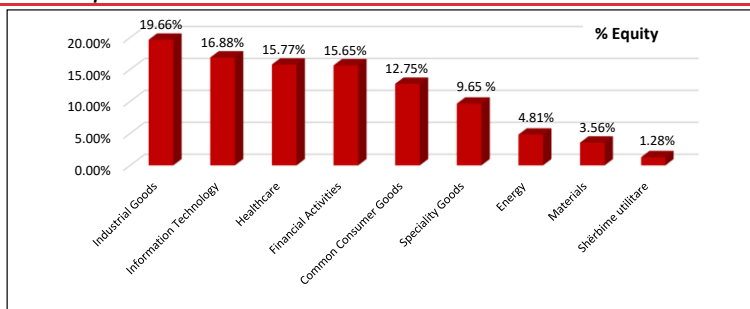
ASML Holding NV	4.60%
Novo Nordisk A/S	4.45%
LVMH Moet Hennessy Louis Vuitton SE	3.78%
Microsoft Corp	3.54%
Siemens AG	2.87%
Facebook Inc	2.53%
Schneider Electric SE	2.46%
Apple Inc	2.44%
SAP SE	2.41%
Unilever PLC	2.27%
	31.35%



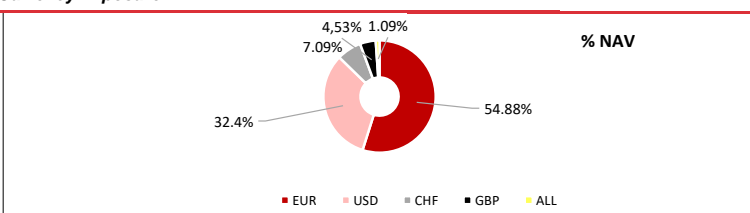
Geographic Exposure



Sectoral Exposure



Currency Exposure



No.	Name Of The Company	ISIN	Currency	No. Of Shares	Price	Exchange Rate	Value in ALL	%NAV
1	ASML Holding NV	NL0010273215	EUR	119	870.4000	103.990000	10,771,034.62	4.60
2	Novo Nordisk A/S	DK0060534915	EUR	910	110.0100	103.990000	10,410,345.31	4.45
3	LVMH Moët Hennessy Louis Vuitton SE	FR0000121014	EUR	101	842.8000	103.990000	8,851,919.97	3.78
4	Microsoft Corp	US5949181045	USD	209	413.2900	95.920000	8,285,340.35	3.54
5	Siemens AG	DE0007236101	EUR	353	182.9800	103.990000	6,716,915.84	2.87
6	Facebook Inc	US30303M1027	USD	126	489.3900	95.920000	5,914,728.39	2.53
7	Schneider Electric SE	FR0000121972	EUR	265	209.2500	103.990000	5,766,375.49	2.46
8	Apple Inc	US0378331005	USD	330	180.7300	95.920000	5,720,755.13	2.44
9	SAP SE	DE0007164600	EUR	313	173.3800	103.990000	5,643,323.08	2.41
10	Unilever PLC	GB00B10RZP78	EUR	1,127	45.2600	103.990000	5,304,324.00	2.27
11	Nestle	CH0038863350	CHF	483	91.7600	109.020000	4,831,775.12	2.06
12	Deutsche Telekom AG	DE0005557508	EUR	2,054	22.0100	103.990000	4,701,236.07	2.01
13	Mastercard Inc	US57636Q1040	USD	100	473.8800	95.920000	4,545,456.96	1.94
14	Airbus SE	NL0000235190	EUR	285	152.9400	103.990000	4,532,705.72	1.94
15	Procter & Gamble Co/The	US7427181091	USD	273	158.7300	95.920000	4,156,529.18	1.78
16	Merck KGaA	DE0006599905	EUR	250	158.3500	103.990000	4,116,704.13	1.76
17	Zurich Insurance Group AG	CH0011075394	CHF	80	470.0000	109.020000	4,099,152.00	1.75
18	Novartis AG	CH0012005267	CHF	418	89.4800	109.020000	4,077,635.81	1.74
19	Goldman Sachs Group Inc	US38141G1040	USD	102	388.4800	95.920000	3,800,826.16	1.62
20	EXXON MOBIL CORP	US30231G1022	USD	350	104.5100	95.920000	3,508,609.72	1.50
21	Berkshire Hathaway Inc	US0846707026	USD	88	408.7700	95.920000	3,450,411.22	1.47
22	Roche Holding AG	CH0012032048	CHF	136	231.9500	109.020000	3,439,057.70	1.47
23	Anheuser Busch Inbev NV	BE0974293251	EUR	590	55.7000	103.990000	3,417,423.37	1.46
24	Linde PLC	IE000S9Y5762	EUR	79	413.2500	103.990000	3,394,935.53	1.45
25	Walmart Inc	US9311421039	USD	603	58.6000	95.920000	3,389,409.94	1.45
26	Amazon.com Inc	US0231351067	USD	200	176.5800	95.920000	3,387,510.72	1.45
27	JPMorgan Chase & Co.	US46625H1005	USD	187	185.8200	95.920000	3,333,060.77	1.42
28	AXA SA	FR0000120628	EUR	965	32.8750	103.990000	3,299,017.76	1.41
29	Salesforce.Com Inc	US79466L3024	USD	111	309.0200	95.920000	3,290,173.02	1.41
30	Intercontinental Exchange Inc	US45866F1049	USD	235	138.2800	95.920000	3,116,997.14	1.33
31	Deutsche Post AG	DE0005552004	EUR	690	43.0000	103.990000	3,085,383.30	1.32
32	BOEING	US0970231058	USD	156	203.3600	95.920000	3,042,981.43	1.30
33	Allianz SE	DE0008404005	EUR	115	253.3000	103.990000	3,029,176.71	1.29
34	Home Depot Inc	US4370761029	USD	83	380.0900	95.920000	3,026,033.32	1.29
35	SANOFI SA	FR0000120578	EUR	320	87.8900	103.990000	2,924,697.95	1.25
36	Diageo PLC	GB0002374006	GBP	800	29.6200	121.420000	2,877,168.32	1.23
37	TOTAL SA	FR0000120271	EUR	455	58.9900	103.990000	2,791,138.40	1.19
38	Iberdrola SA	ES0144580Y14	EUR	2,517	10.6150	103.990000	2,778,400.14	1.19
39	AIR LIQUIDE SA	FR0000120073	EUR	142	187.9000	103.990000	2,774,640.38	1.18
40	Bayerische Motoren Werke AG	DE0005190003	EUR	235	109.4800	103.990000	2,675,433.92	1.14
41	Adyen NV	NL0012969182	EUR	17	1,459.8000	103.990000	2,580,678.23	1.10
42	Shell plc	GB00BP6MXXD84	EUR	820	29.0800	103.990000	2,479,703.94	1.06
43	British Petroleum PLC	GB0007980591	GBP	4,250	4.6070	121.420000	2,377,373.25	1.02
44	GlaxoSmithKline plc	GB00BN7SWP63	GBP	1,176	16.6460	121.420000	2,376,881.01	1.02
45	Daimler AG	DE0007100000	EUR	300	73.7900	103.990000	2,302,026.63	0.98
46	Safran SA	FR0000073272	EUR	114	193.6600	103.990000	2,295,812.19	0.98
47	Adidas AG	DE000A1EWWVW0	EUR	115	187.7000	103.990000	2,244,676.15	0.96
48	Vinci SA	FR0000125486	EUR	175	118.3800	103.990000	2,154,308.84	0.92
49	Biogen Inc	US09062X1037	USD	100	216.8900	95.920000	2,080,408.88	0.89
50	Visa Inc	US92826C8394	USD	75	282.4800	95.920000	2,032,161.12	0.87
51	ING Groep NV	NL0011821202	EUR	1,530	12.6860	103.990000	2,018,402.22	0.86
52	BNP Paribas SA	FR0000131104	EUR	345	55.3700	103.990000	1,986,484.57	0.85
53	Caterpillar Inc	US1491231015	USD	62	333.6100	95.920000	1,983,992.01	0.85
54	Prosus NV	NL0013654783	EUR	699	26.9900	103.990000	1,961,876.38	0.84
55	Pfizer Inc	US7170811035	USD	735	26.5500	95.920000	1,871,806.86	0.80
56	Bayer AG	DE000BAY0017	EUR	621	28.2100	103.990000	1,821,739.46	0.78
57	Volkswagen Ag	DE0007664039	EUR	135	125.1400	103.990000	1,756,796.66	0.75
58	Raytheon Technologies Corp	US75513E1010	USD	200	89.6000	95.920000	1,718,886.40	0.73
59	Fresenius Medical Care AG & Co. KGaA	DE0005785802	EUR	452	35.2400	103.990000	1,656,402.64	0.71
60	Lloyds Banking Group PLC	GB0008706128	GBP	27,850	0.4657	121.420000	1,574,786.44	0.67
61	Henkel AG & Co KGaA	DE0006048432	EUR	190	69.4400	103.990000	1,372,002.46	0.59
62	BASF SE	DE000BASF111	EUR	260	47.2200	103.990000	1,276,706.03	0.55
63	McDonald's Corp	US5801351017	USD	42	291.9300	95.920000	1,176,080.88	0.50
64	Kering SA	FR0000121485	EUR	26	425.0500	103.990000	1,149,224.69	0.49
65	Carrier Global Corporation	US14448C1045	USD	200	55.4900	95.920000	1,064,520.16	0.45
66	Telefonica SA	ES0178430E18	EUR	2,531	3.7910	103.990000	997,786.23	0.43
67	3M Co	US88579Y1010	USD	108	92.0100	95.920000	953,164.71	0.41
68	Fresenius SE & Co KGaA	DE0005785604	EUR	340	25.9500	103.990000	917,503.77	0.39
69	Otis Worldwide Corporation	US68902V1070	USD	100	95.2400	95.920000	913,542.08	0.39
70	Rio Tinto PLC	GB0007188757	GBP	132	50.7900	121.420000	814,033.68	0.35
71	HALEON PLC ORD	GB00BMX86B70	GBP	1,470	3.3140	121.420000	591,507.24	0.25
72	Daimler Truck Holding AG	DE000DTR0CK8	EUR	150	37.9000	103.990000	591,183.15	0.25
73	Sandoz Group AG	CH1243598427	CHF	53	27.4600	109.020000	158,665.53	0.07
74	Siemens Energy AG	DE000ENERGY0	EUR	100	14.2100	103.990000	147,769.79	0.06
75	VIATRIS INC ORD REG	US92556V1061	USD	91	12.3600	95.920000	107,886.98	0.05
76	IBERDROLA SA-INTERIM	ES0144583236	EUR	31	10.6150	103.990000	34,219.47	0.01
77	Telefonica SA	ES0178430E18	EUR	81	3.7910	103.990000	31,932.31	0.01
78	Euroapi SAS	FR0014008VX6	EUR	13	3.8500	103.990000	5,204.70	0.00
79	IBERDROLA SA-INTERIM	ES0144583285	EUR	1	10.615	103.990000	1103.85385	0.00