

Goals of the Fund

The Fund is created having in mind the clients who wish to harvest an attractive return by using the global growth of world economy, especially in the most developed economies of the world, such as the USA, Germany and Switzerland. Our goal is to build in our portfolio with the shares of the companies in Stoxx Euro 50 and DOWJ indexes. The return will be effectuated through investing the Fund's assets into shares of large companies that create global demand and are the main driving forces of economic development. Through investing in the Fund, the clients will be able to achieve diversification of their capital and accomplish their personal financial goals, while having high liquidity of the investment. *

* Detailed information can be found in the Prospectus.

Information about the Fund

Name of the Fund	WVP Top Invest
Inception Date	29/03/2018
Currency of the shares	LEK
Net value	95.114.418,59 ALL
Unit Price	1.044,2066 ALL
Fund Type	Accumulation
Custody Bank	First Investment Bank Albania
Subcustody Bank	First Investment Bank Bulgaria
Benchmark	WVP Benchmark
Standard deviation	11.92%
Risk class	5

Fees

Fees paid by investor:

up to 2.035.000	5.0%
2.035.001 - 3.400.000	4.5%
3.400.001 - 6.800.000	4.0%
6.800.001 - 13.600.000	3.5%
13.600.001 - 34.000.000	3.0%
34.000.001 - 68.000.000	2.5%
68.000.001 - 136.000.000	2.0%
136.000.001 - 340.000.000	1.5%
over 340.000.000	1.0%

Entry commission

13.600.001 - 34.000.000	3.0%
34.000.001 - 68.000.000	2.5%
68.000.001 - 136.000.000	2.0%
136.000.001 - 340.000.000	1.5%
over 340.000.000	1.0%

Exit fee

not chargeable (0%)

Fees paid by the Fund:

Management fee	2% annually
Custody bank fee	0,2% annually

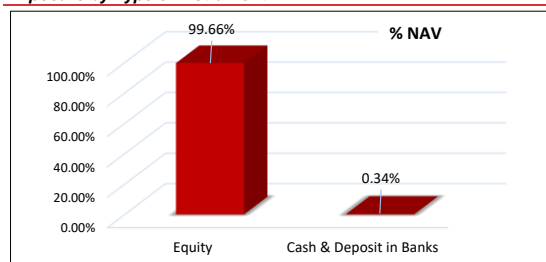
Performance

	WVP Top Invest	WVP Benchmark **
1M	2.05%	2.67%
3M	8.92%	9.99%
6M	4.21%	8.03%
1 Year	3.08%	8.08%
YTD	16.30%	16.05%

Total Return since inception 4.42%

**WVP Benchmark Calculation : 30 % DOWJ / 70 % Stoxx Europe 50
Source of data: The Wall Street Journal
<http://quotes.wsj.com/index/DJIA/>

Exposure by Type of Instrument



The fund is not listed on the stock exchange and can not be traded. Official information, purchase and sale of units are done direct through WVP Fund Management Tirana

For purchase of units of WVP Top Invest please follow these payment instructions:

IBAN **AL1821511031ALL1000011282800**
SWIFT **FINVALTR**

The Portfolio Structure Report of the Fund is issued on a quarterly basis and is published on the web-site of the Company. The returns published in the report have been actually accomplished in the past and should be taken as an indicator, i.e. are not a guarantee for future returns. Detailed information on the Funds can be obtained from the Prospectus and the Statute of the Fund, published on the web-site www.wvpfunds.al, by phone at +355 (4) 22 24 525 or at the following email address: contact@wvpfunds.al

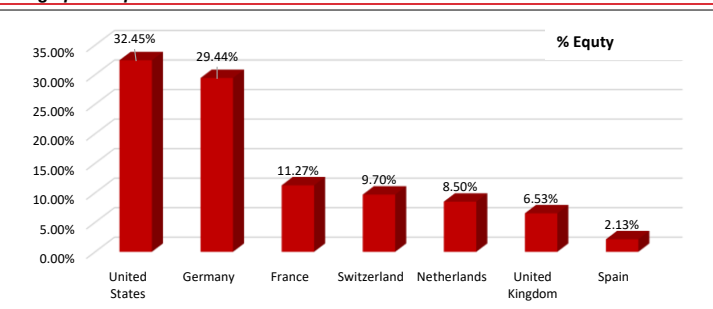
Top 10 Holdings

Procter & Gamble Co/The	4.07%
Diageo PLC	3.89%
Nestle	3.66%
Facebook Inc	3.58%
Walmart Inc	3.51%
Apple Inc	3.48%
Pfizer	3.45%
HeidelbergCement AG	3.36%
United Technologies Corporation	3.30%
BOEING	3.28%
Total	35.58%

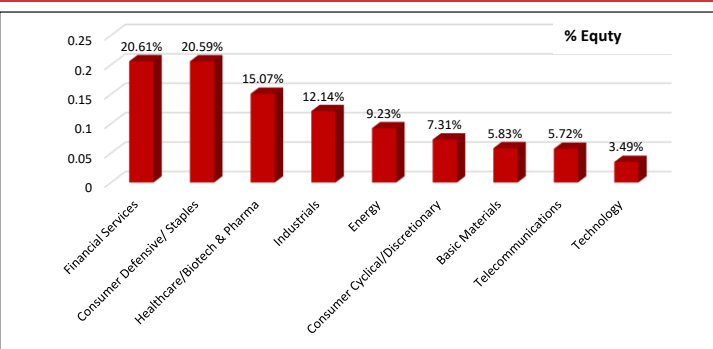
Unit price



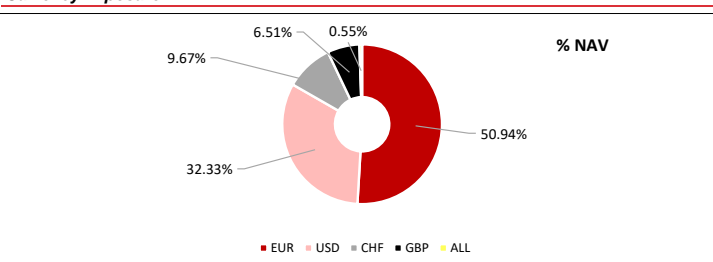
Geographic Exposure



Sectoral Exposure



Currency Exposure



No.	Name Of The Company	ISIN	Currency	No. Of Shares	Price	Exchange Rate	Value in ALL	% NAV
1	Zurich Insurance Group AG	CH0011075394	CHF	80	324.9000	108.150000	2,811,034.80	2.96%
2	Roche Holding AG	CH0012032048	CHF	100	268.6000	108.150000	2,904,909.00	3.05%
3	Nestle	CH0038863350	CHF	328	98.0200	108.150000	3,477,083.06	3.66%
4	Bayerische Motoren Werke AG	DE0005190003	EUR	235	75.8100	123.380000	2,198,057.88	2.31%
5	Deutsche Post AG	DE0005552004	EUR	690	30.8200	123.380000	2,623,774.40	2.76%
6	Fresenius SE & Co KGaA	DE0005785604	EUR	340	50.5800	123.380000	2,121,790.54	2.23%
7	HeidelbergCement AG	DE0006047004	EUR	360	72.0400	123.380000	3,199,786.27	3.36%
8	Henkel AG & Co KGaA	DE0006048432	EUR	190	90.1600	123.380000	2,113,548.75	2.22%
9	Merck KGaA	DE0006599905	EUR	250	94.6400	123.380000	2,919,170.80	3.07%
10	Daimler AG	DE0007100000	EUR	300	58.2900	123.380000	2,157,546.06	2.27%
11	Siemens AG	DE0007236101	EUR	200	106.4800	123.380000	2,627,500.48	2.76%
12	Volkswagen Ag	DE0007664039	EUR	135	154.7400	123.380000	2,577,395.86	2.71%
13	Allianz SE	DE0008404005	EUR	115	214.2000	123.380000	3,039,219.54	3.20%
14	BA SF SE	DE000BA SF 111	EUR	260	72.4600	123.380000	2,324,429.85	2.44%
15	Telefonica SA	ES0178430E18	EUR	2,200	7.4310	123.380000	2,017,040.92	2.12%
16	TOTAL SA	FR0000120271	EUR	455	49.4200	123.380000	2,774,335.02	2.92%
17	SANOFI SA	FR0000120578	EUR	320	77.4800	123.380000	3,059,034.37	3.22%
18	AXA SA	FR0000120628	EUR	965	23.7450	123.380000	2,827,120.07	2.97%
19	BNP Paribas SA	FR0000131104	EUR	345	47.4500	123.380000	2,019,761.45	2.12%
20	Diageo PLC	GB0002374006	GBP	800	32.3300	142.970000	3,697,776.08	3.89%
21	Lloyds Banking Group PLC	GB0008706128	GBP	27,850	0.6257	142.970000	2,491,358.76	2.62%
22	Royal Dutch Shell PLC	GB00B03MLX29	EUR	820	28.4800	123.380000	2,881,367.17	3.03%
23	Unilever NV	NL0000009355	EUR	455	53.9400	123.380000	3,028,078.33	3.18%
24	ING Groep NV	NL0011821202	EUR	1,530	11.3540	123.380000	2,143,310.48	2.25%
25	Apple Inc	US0378331005	USD	150	200.5000	110.090000	3,310,956.75	3.48%
26	Berkshire Hathaway Inc	US0846707026	USD	88	216.5200	110.090000	2,097,628.44	2.21%
27	BOEING	US0970231058	USD	75	377.5400	110.090000	3,117,253.40	3.28%
28	EXXON MOBIL CORP	US30231G1022	USD	350	80.2100	110.090000	3,090,611.62	3.25%
29	Facebook Inc	US30303M1027	USD	160	193.3700	110.090000	3,406,096.53	3.58%
30	Intercontinental Exchange Inc	US45866F1049	USD	235	81.3200	110.090000	2,103,841.92	2.21%
31	Pfizer Inc	US7170811035	USD	735	40.5800	110.090000	3,283,577.37	3.45%
32	Procter & Gamble Co/The	US7427181091	USD	330	106.4300	110.090000	3,866,569.97	4.07%
33	UNITED TECHNOLOGIES CORP	US9130171096	USD	200	142.6000	110.090000	3,139,766.80	3.30%
34	Walmart Inc	US9311421039	USD	295	102.7900	110.090000	3,338,264.57	3.51%