

Goals of the Fund

The Fund is created having in mind the clients who wish to harvest an attractive return by using the global growth of world economy, especially in the most developed economies of the world, such as the USA, Germany and Switzerland. Our goal is to build in our portfolio with the shares of the companies in Stoxx Euro 50 and DOWJ indexes. The return will be effectuated through investing the Fund's assets into shares of large companies that create global demand and are the main driving forces of economic development. Through investing in the Fund, the clients will be able to achieve diversification of their capital and accomplish their personal financial goals, while having high liquidity of the investment. *

* Detailed information can be found in the Prospectus.

Information about the Fund

Name of the Fund	WVP Top Invest
Inception Date	29-03-18
Currency of the shares	LEK
Net value	116,894,680.94
Unit Price	913.0774
Fund Type	Accumulation
Custody Bank	First Investment Bank Albania
Subcustody Bank	First Investment Bank Bulgaria Clearstream
Benchmark	WVP Benchmark
Standard deviation	17.90%
Risk class	6

Fees

Fees paid by investor:

up to 2.035.000	5.0%
2.035.001 - 3.400.000	4.5%
3.400.001 - 6.800.000	4.0%
6.800.001 - 13.600.000	3.5%
13.600.001 - 34.000.000	3.0%
34.000.001 - 68.000.000	2.5%
68.000.001 - 136.000.000	2.0%
136.000.001 - 340.000.000	1.5%
over 340.000.000	1.0%

Exit fee

not chargeable (0%)

Fees paid by the Fund:

Management fee	2% annually
Custody bank fee	0.2% annually

Performance

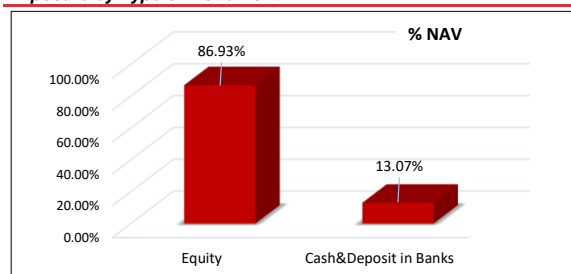
	WVP Top Invest %	WVP Benchmark ** %
1M	2.08%	4.23%
3M	-15.14%	-16.81%
6M	-14.06%	-13.67%
1 Year	-12.56%	-11.75%
YTD	-15.70%	-17.37%

Total Return since

inception % -8.69%

**WVP Benchmark Calculation : 30% DOWJ / 70% Stoxx Europe 50 - 2.5% TER
Source of data: The Wall Street Journal
<http://quotes.wsj.com/index/DJIA/>
<http://quotes.wsj.com/index/XX/SX5P/>

Exposure by Type of Instrument



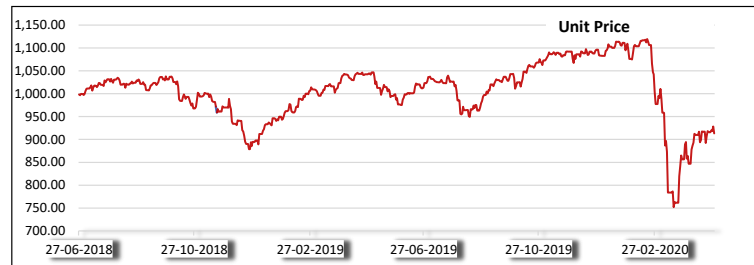
The fund is not listed on the stock exchange and can not be traded. Official information, purchase and sale of units are done direct through WVP Fund Management Tirana
For purchase of units of WVP Top Invest please follow these payment instructions:
IBAN **AL1821511031ALL1000011282800**
SWIFT **FINVALTR**

The Portfolio Structure Report of the Fund is issued on a quarterly basis and is published on the web-site of the Company. The returns published in the report have been actually accomplished in the past and should be taken as an indicator, i.e. are not a guarantee for future returns. Detailed information on the Funds can be obtained from the Prospectus and the Statute of the Fund, published on the web-site www.wvpfunds.al, by phone at +355 (4) 22 24 525 or at the following email address: contact@wvpfunds.al

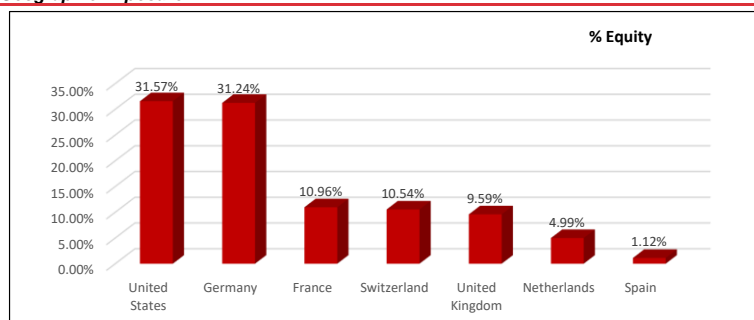
Top 10 Holdings

Apple Inc	4.28%
Procter & Gamble Co/The	3.77%
Walmart Inc	3.48%
Fresenius Medical Care AG & Co. KGaA	3.42%
Roche Holding AG	3.36%
Nestle	3.34%
Facebook Inc	3.18%
SANOFI SA	3.02%
GlaxoSmithKline plc	2.96%
Merck KGaA	2.80%
Total	33.61%

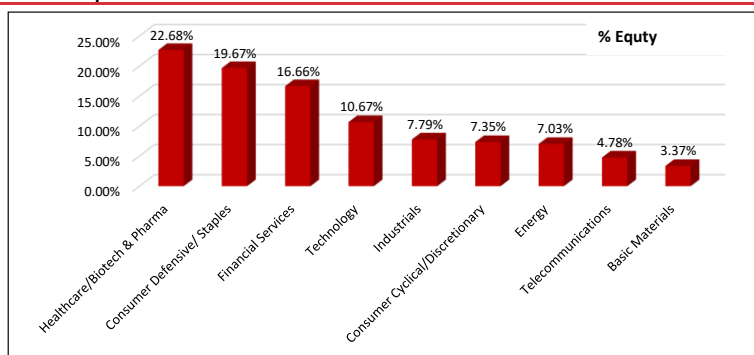
Unit price



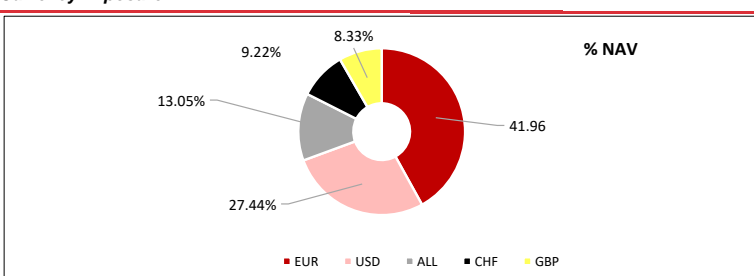
Geographic Exposure



Sectoral Exposure



Currency Exposure



No.	Name Of The Company	ISIN	Currency	No. Of Shares	Price	Exchange Rate	Value in ALL	%NAV
1	Apple Inc	US0378331005	USD	150	293.8300	113.550000	5,004,659.48	4.28
2	Procter & Gamble Co/The	US7427181091	USD	330	117.7000	113.550000	4,410,395.55	3.77
3	Walmart Inc	US9311421039	USD	295	121.4900	113.550000	4,069,580.90	3.48
4	Fresenius Medical Care AG & Co. KGaA	DE0005785802	EUR	452	71.7200	123.490000	4,003,229.67	3.42
5	Roche Holding AG	CH0012032048	CHF	100	335.4500	116.950000	3,923,087.75	3.36
6	Nestle	CH0038863350	CHF	328	101.9000	116.950000	3,908,843.24	3.34
7	Facebook Inc	US30303M1027	USD	160	204.7100	113.550000	3,719,171.28	3.18
8	SANOFI SA	FR0000120578	EUR	320	89.1900	123.490000	3,524,503.39	3.02
9	GlaxoSmithKline plc	GB0009252882	GBP	1,470	16.6100	141.910000	3,464,973.90	2.96
10	Merck KGaA	DE0006599905	EUR	250	105.9500	123.490000	3,270,941.38	2.80
11	Pfizer Inc	US7170811035	USD	735	38.3100	113.550000	3,197,323.87	2.74
12	Diageo PLC	GB0002374006	GBP	800	27.6300	141.910000	3,136,778.64	2.68
13	Wirecard AG	DE0007472060	EUR	280	90.0000	123.490000	3,111,948.00	2.66
14	Zurich Insurance Group AG	CH0011075394	CHF	80	307.3000	116.950000	2,875,098.80	2.46
15	Schneider Electric SE	FR0000121972	EUR	265	83.4400	123.490000	2,730,561.48	2.34
16	LVMH Moet Hennessy Louis Vuitton SE	FR0000121014	EUR	60	352.4500	123.490000	2,611,443.03	2.23
17	Unilever NV	NL0000388619	EUR	455	45.5500	123.490000	2,559,361.12	2.19
18	Allianz SE	DE0008404005	EUR	115	169.1400	123.490000	2,402,016.34	2.05
19	Intercontinental Exchange Inc	US45866F1049	USD	235	89.3900	113.550000	2,385,305.11	2.04
20	Deutsche Post AG	DE0005552004	EUR	690	27.0600	123.490000	2,305,731.19	1.97
21	Volkswagen Ag	DE0007664039	EUR	135	127.5000	123.490000	2,125,571.63	1.82
22	Siemens AG	DE0007236101	EUR	200	84.3100	123.490000	2,082,288.38	1.78
23	Goldman Sachs Group Inc	US38141G1040	USD	102	177.1200	113.550000	2,051,421.55	1.75
24	HeidelbergCement AG	DE0006047004	EUR	360	43.4500	123.490000	1,931,630.58	1.65
25	AXA SA	FR0000120628	EUR	965	16.1940	123.490000	1,929,804.16	1.65
26	Henkel AG & Co KGaA	DE0006048432	EUR	190	81.1400	123.490000	1,903,795.93	1.63
27	British Petroleum PLC	GB0007980591	GBP	4,250	3.1310	141.910000	1,888,360.89	1.62
28	Berkshire Hathaway Inc	US0846707026	USD	88	187.2900	113.550000	1,871,476.60	1.60
29	TOTAL SA	FR0000120271	EUR	455	32.8450	123.490000	1,845,493.22	1.58
30	EXXON MOBIL CORP	US30231G1022	USD	350	46.3100	113.550000	1,840,475.18	1.57
31	Fresenius SE & Co KGaA	DE0005785604	EUR	340	39.5200	123.490000	1,659,310.43	1.42
32	Royal Dutch Shell PLC	GB00B03MLX29	EUR	820	15.4780	123.490000	1,567,330.14	1.34
33	Bayerische Motoren Werke AG	DE0005190003	EUR	235	53.9600	123.490000	1,565,927.29	1.34
34	BASF SE	DE000BASF111	EUR	260	46.4050	123.490000	1,489,943.90	1.27
35	Raytheon Technologies Corp	US75513E1010	USD	200	61.0800	113.550000	1,387,126.80	1.19
36	Lloyds Banking Group PLC	GB0008706128	GBP	27,850	0.3168	141.910000	1,252,054.90	1.07
37	BNP Paribas SA	FR0000131104	EUR	345	28.6700	123.490000	1,221,458.11	1.04
38	BOEING	US0970231058	USD	75	140.8600	113.550000	1,199,598.98	1.03
39	Daimler AG	DE0007100000	EUR	300	31.5300	123.490000	1,168,091.91	1.00
40	Telefonica SA	ES0178430E18	EUR	2,200	4.1800	123.490000	1,135,614.04	0.97
41	ING Groep NV	NL0011821202	EUR	1,530	5.0080	123.490000	946,210.02	0.81
42	Otis Worldwide Corporation	US68902V1070	USD	100	49.6500	113.550000	563,775.75	0.48
43	Carrier Global Corporation	US14448C1045	USD	200	16.7400	113.550000	380,165.40	0.33