

### Goals of the Fund

The Fund is created having in mind the clients who wish to harvest an attractive return by using the global growth of world economy, especially in the most developed economies of the world, such as the USA, Germany and Switzerland. Our goal is to build in our portfolio with the shares of the companies in Stoxx Euro 50 and DOWJ indexes. The return will be effectuated through investing the Fund's assets into shares of large companies that create global demand and are the main driving forces of economic development. Through investing in the Fund, the clients will be able to achieve diversification of their capital and accomplish their personal financial goals, while having high liquidity of the investment. \*

\* Detailed information can be found in the Prospectus.

### Information about the Fund

Name of the Fund	WVP Top Invest
Inception Date	3/29/2018
Currency of the shares	LEK
Net value	<b>193,144,729.01</b>
Unit Price	<b>1,140.8501</b>
Fund Type	Accumulation
Custody Bank	First Investment Bank Albania
Subcustody Bank	First Investment Bank Bulgaria Clearstream
Benchmark	WVP Benchmark
Standard deviation	16,56%
Risk class	6

### Fees

Fees paid by investor:

up to 2.035.000	5.0%
2.035.001 - 3.400.000	4.5%
3.400.001 - 6.800.000	4.0%
6.800.001 - 13.600.000	3.5%
13.600.001 - 34.000.000	3.0%
34.000.001 - 68.000.000	2.5%
68.000.001 - 136.000.000	2.0%
136.000.001 - 340.000.000	1.5%
over 340.000.000	1.0%

Exit fee not chargeable (0%)

Fees paid by the Fund:

Management fee	2% annually
Custody bank fee	0,2% annually

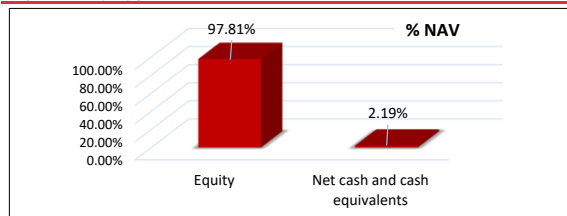
### Performance

	WVP Top Invest %	WVP Benchmark ** %
1M	-1,03	-1.73%
3M	-3,85	-2.35%
6M	-3,55	-0.95%
1 Year	4,40	8.68%
YTD	-5,35	-4.30%

Total Return since inception % 14,09

\*\*WVP Benchmark Calculation : 30 % DOWJ / 70 % Stoxx Europe 50 - 2.5 % TER  
Source of data: The Wall Street Journal  
<http://quotes.wsj.com/index/DJIA/>

### Exposure by Type of Instrument



The fund is not listed on the stock exchange and can not be traded. Official information, purchase and sale of units are done direct through WVP Fund Management Tirana  
For purchase of units of WVP Top Invest please follow these payment instructions:

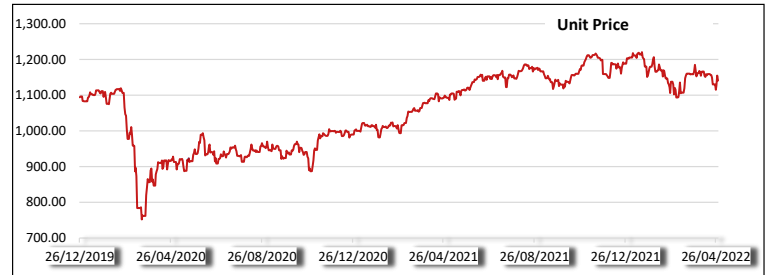
IBAN **AL1821511031ALL1000011282800**

The Portfolio Structure Report of the Fund is issued on a quarterly basis and is published on the web-site of the Company. The returns published in the report have been actually accomplished in the past and should be taken as an indicator, i.e. are not a guarantee for future returns. Detailed information on the Funds can be obtained from the Prospectus and the Statute of the Fund, published on the web-site [www.wvpfunds.al](http://www.wvpfunds.al), by phone at +355 (4) 22 24 525 or at the following email address: [contact@wvpfunds.al](mailto:contact@wvpfunds.al)

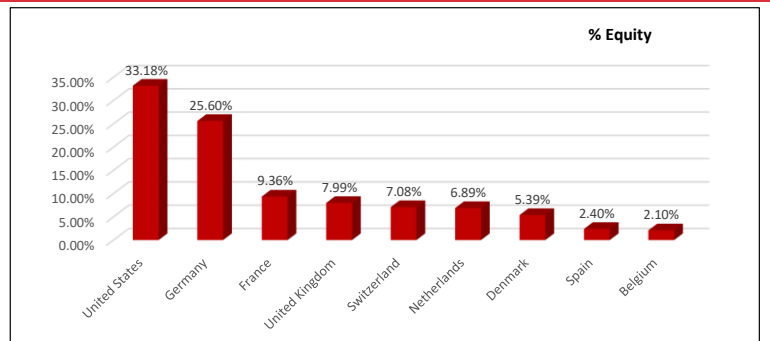
### Top 10 Holdings

Novo Nordisk A/S	5.27%
Microsoft Corp	3.44%
Apple Inc	3.09%
Merck KGaA	2.77%
Walmart Inc	2.68%
Procter & Gamble Co/The	2.60%
Nestle	2.53%
Diageo PLC	2.40%
LVMH Moet Hennessy Louis Vuitton SE	2.33%
Schneider Electric SE	2.29%
<b>Total</b>	<b>29.40%</b>

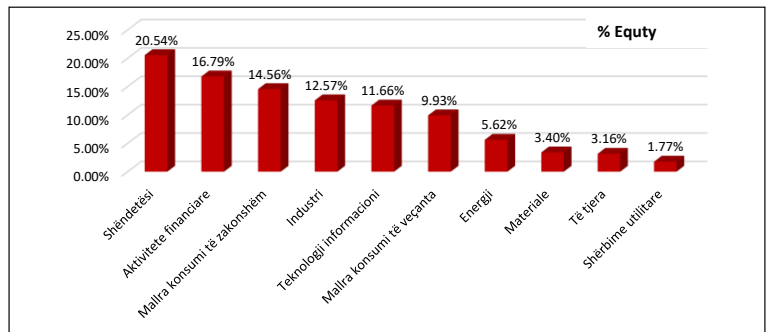
### Unit price



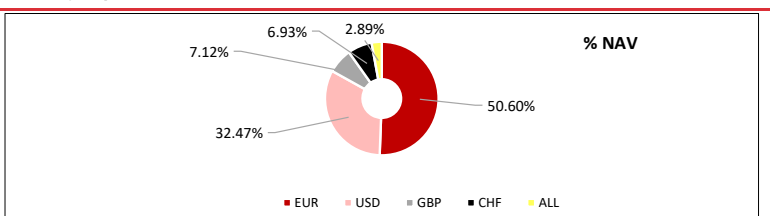
### Geographic Exposure



### Sectoral Exposure



### Currency Exposure



No.	Name Of The Company	ISIN	Currency	No. Of Shares	Price	Exchange Rate	Value in ALL	%NAV
1	Novo Nordisk A/S	DK0060534915	EUR	770	109.2200	121.10	10,184,437.34	5.27
2	Microsoft Corp	US5949181045	USD	209	277.5700	114.56	6,645,869.61	3.44
3	Apple Inc	US0378331005	USD	330	157.6600	114.56	5,960,304.77	3.09
4	Merck KGaA	DE0006599905	EUR	250	176.6000	121.10	5,346,565.00	2.77
5	Walmart Inc	US9311421039	USD	295	153.0000	114.56	5,170,665.60	2.68
6	Procter & Gamble Co/The	US7427181091	USD	273	160.6200	114.56	5,023,371.23	2.60
7	Nestle	CH0038863350	CHF	328	126.0000	118.18	4,884,143.04	2.53
8	Diageo PLC	GB0002374006	GBP	800	40.1800	143.91	4,625,843.04	2.40
9	LVMH Moet Hennessy Louis Vuitton SE	FR0000121014	EUR	60	619.5000	121.10	4,501,287.00	2.33
10	Schneider Electric SE	FR0000121972	EUR	265	137.6600	121.10	4,417,715.89	2.29
11	Deutsche Telekom AG	DE0005557508	EUR	2,054	17.5320	121.10	4,360,899.16	2.26
12	Roche Holding AG	CH0012032048	CHF	100	362.4000	118.18	4,282,843.20	2.22
13	Zurich Insurance Group AG	CH0011075394	CHF	80	445.9000	118.18	4,215,716.96	2.18
14	Mastercard Inc	US57636Q1040	USD	100	363.3800	114.56	4,162,881.28	2.16
15	Pfizer Inc	US7170811035	USD	735	49.0800	114.56	4,132,614.53	2.14
16	Anheuser Busch Inbev NV	BE0974293251	EUR	590	55.4000	121.10	3,958,274.60	2.05
17	SANOFI SA	FR0000120578	EUR	320	101.1600	121.10	3,920,152.32	2.03
18	GlaxoSmithKline plc	GB0009252882	GBP	1,470	17.9680	143.91	3,801,089.07	1.97
19	SAP SE	DE0007164600	EUR	313	97.3800	121.10	3,691,120.73	1.91
20	Facebook Inc	US30303M1027	USD	160	200.4900	114.56	3,674,901.50	1.90
21	Airbus SE	NL0000235190	EUR	285	105.5400	121.10	3,642,554.79	1.89
22	Siemens AG	DE0007236101	EUR	252	117.5200	121.10	3,586,381.34	1.86
23	Goldman Sachs Group Inc	US38141G1040	USD	102	305.5000	114.56	3,569,804.16	1.85
24	EXXON MOBIL CORP	US30231G1022	USD	350	85.1500	114.56	3,414,174.40	1.77
25	Deutsche Post AG	DE0005552004	EUR	690	40.7950	121.10	3,408,789.41	1.76
26	Fresenius Medical Care AG & Co. KGaA	DE0005785802	EUR	452	59.4000	121.10	3,251,389.68	1.68
27	Berkshire Hathaway Inc	US0846707026	USD	88	321.7400	114.56	3,243,551.03	1.68
28	Intercontinental Exchange Inc	US45866F1049	USD	235	115.8100	114.56	3,117,790.50	1.61
29	Iberdrola SA	ES0144580Y14	EUR	2,306	11.0100	121.10	3,074,615.17	1.59
30	ASML Holding NV	NL0010273215	EUR	46	548.0000	121.10	3,052,688.80	1.58
31	Allianz SE	DE0008404005	EUR	115	216.2000	121.10	3,010,909.30	1.56
32	AXA SA	FR0000120628	EUR	965	25.4600	121.10	2,975,293.79	1.54
33	Amazon.com Inc	US0231351067	USD	10	2,485.6200	114.56	2,847,526.27	1.47
34	Adidas AG	DE000A1EWWW0	EUR	115	193.7200	121.10	2,697,841.58	1.40
35	TOTAL SA	FR0000120271	EUR	455	47.2250	121.10	2,602,121.11	1.35
36	Daimler AG	DE0007100000	EUR	300	67.2000	121.10	2,441,376.00	1.26
37	Unilever PLC	GB00B10RZP78	EUR	455	44.2700	121.10	2,439,299.14	1.26
38	Volkswagen Ag	DE0007664039	EUR	135	148.9400	121.10	2,434,945.59	1.26
39	HeidelbergCement AG	DE0006047004	EUR	360	55.1800	121.10	2,405,627.28	1.25
40	British Petroleum PLC	GB0007980591	GBP	4,250	3.9155	143.91	2,394,788.32	1.24
41	Biogen Inc	US09062X1037	USD	100	207.4400	114.56	2,376,432.64	1.23
42	Salesforce.Com Inc	US79466L3024	USD	111	176.0000	114.56	2,238,044.16	1.16
43	Bayerische Motoren Werke AG	DE0005190003	EUR	235	78.2500	121.10	2,226,877.63	1.15
44	Shell plc	GB00BP6MXD84	EUR	820	22.1600	121.10	2,200,532.32	1.14
45	Raytheon Technologies Corp	US75513E1010	USD	200	94.9500	114.56	2,175,494.40	1.13
46	BNP Paribas SA	FR0000131104	EUR	345	49.6900	121.10	2,076,023.36	1.07
47	Lloyds Banking Group PLC	GB0008706128	GBP	27,850	0.4588	143.91	1,838,821.54	0.95
48	Visa Inc	US92826C8394	USD	75	212.9400	114.56	1,829,580.48	0.95
49	ING Groep NV	NL0011821202	EUR	1,530	9.0960	121.10	1,685,334.17	0.87
50	Kering SA	FR0000121485	EUR	26	513.1000	121.10	1,615,546.66	0.84
51	BASF SE	DE000BASF111	EUR	260	50.2700	121.10	1,582,801.22	0.82
52	Telefonica SA	ES0178430E18	EUR	2,531	4.6320	121.10	1,419,726.99	0.74
53	Henkel AG & Co KGaA	DE0006048432	EUR	190	61.3600	121.10	1,411,832.24	0.73
54	Fresenius SE & Co KGaA	DE0005785604	EUR	340	33.9000	121.10	1,395,798.60	0.72
55	Linde PLC	IE00BZ12WP82	EUR	37	301.4500	121.10	1,350,707.02	0.70
56	BOEING	US0970231058	USD	75	148.8600	114.56	1,279,005.12	0.66
57	Rio Tinto PLC	GB0007188757	GBP	132	57.0600	143.91	1,083,918.61	0.56
58	Carrier Global Corporation	US14448C1045	USD	200	38.2800	114.56	877,071.36	0.45
59	Otis Worldwide Corporation	US68902V1070	USD	100	72.8500	114.56	834,569.60	0.43
60	Daimler Truck Holding AG	DE000DTROCK8	EUR	150	25.8000	121.10	468,657.00	0.24
61	Siemens Energy AG	DE000ENER6Y0	EUR	100	18.4700	121.10	223,671.70	0.12
62	VIATRIS INC ORD REG	US92556V1061	USD	91	10.3300	114.56	107,689.84	0.06
63	IBERDROLA SA-INTERIM	ES0144583236	EUR	31	11.0100	121.10	41,332.64	0.02