

Goals of the Fund

The Fund is created having in mind the clients who wish to harvest an attractive return by using the global growth of world economy, especially in the most developed economies of the world, such as the USA, Germany and Switzerland. Our goal is to build in our portfolio with the shares of the companies in Stoxx Euro 50 and DOWJ indexes. The return will be effectuated through investing the Fund's assets into shares of large companies that create global demand and are the main driving forces of economic development. Through investing in the Fund, the clients will be able to achieve diversification of their capital and accomplish their personal financial goals, while having high liquidity of the investment. *

* Detailed information can be found in the Prospectus.

Information about the Fund

Name of the Fund	WVP Top Invest
Inception Date	3/29/2018
Currency of the shares	LEK
Net value	213.399.907,65 ALL
Unit Price	1.124,3778
Fund Type	Accumulation
Custody Bank	First Investment Bank Albania
Subcustody Bank	First Investment Bank Bulgaria
Benchmark	WVP Benchmark
Standard deviation	16,33%
Risk class	6

Fees

Fees paid by investor:

	up to 2.035.000	5.0%
	2.035.001 - 3.400.000	4.5%
	3.400.001 - 6.800.000	4.0%
	6.800.001 - 13.600.000	3.5%
Entry commission	13.600.001 - 34.000.000	3.0%
	34.000.001 - 68.000.000	2.5%
	68.000.001 - 136.000.000	2.0%
	136.000.001 - 340.000.000	1.5%
	over 340.000.000	1.0%

Exit fee

not chargeable (0%)

Fees paid by the Fund:

Management fee	2% annually
Custody bank fee	0,2% annually

Performance

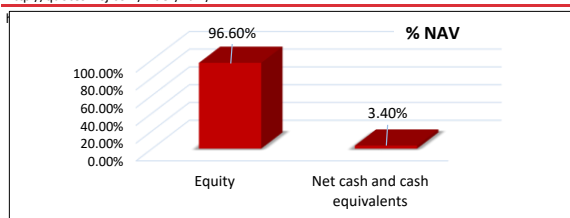
	WVP Top Invest %	WVP Benchmark ** %
1M	0,28	-0.35%
3M	0,19	0.63%
6M	5,89	5.50%
1 Year	-1,44	2.68%
YTD	7,84	5.07%

Total Return since inception % 12,44

**WVP Benchmark Calculation : 30 % DOWJ / 70 % Stoxx Europe 50 - 2.5 % TER

Source of data: The Wall Street Journal

<http://quotes.wsj.com/index/DJIA/>



The fund is not listed on the stock exchange and can not be traded. Official information, purchase and sale of units are done direct through WVP Fund Management Tirana

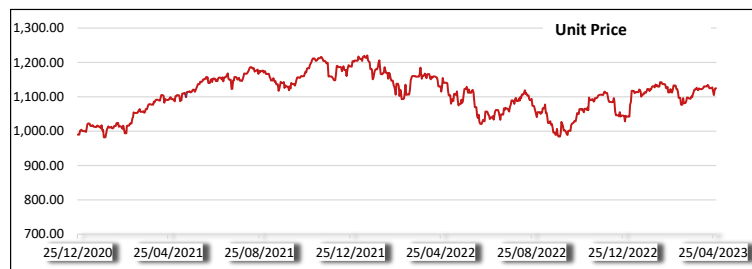
For purchase of units of WVP Top Invest please follow these payment instructions:

IBAN **AL1821511031ALL1000011282800**

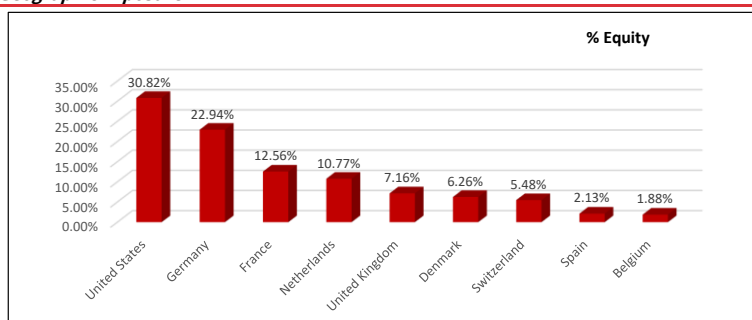
The Portfolio Structure Report of the Fund is issued on a quarterly basis and is published on the web-site of the Company. The returns published in the report have been actually accomplished in the past and should be taken as an indicator, i.e. are not a guarantee for future returns. Detailed information on the Funds can be obtained from the Prospectus and the Statute of the Fund, published on the web-site www.wvpfunds.al, by phone at +355 (4) 22 24 525 or at the following email address: contact@wvpfunds.al

Top 10 Holdings

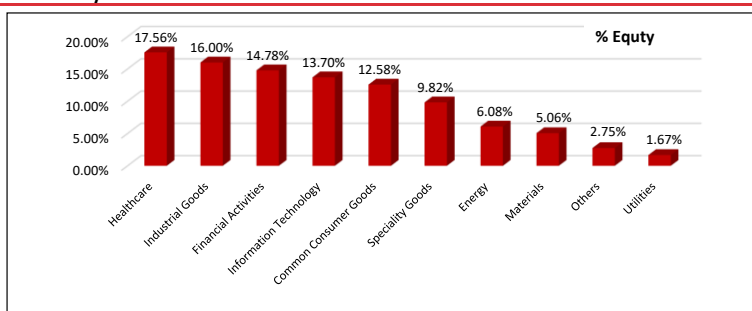
Novo Nordisk A/S	6.05%
LVMH Moet Hennessy Louis Vuitton SE	3.54%
Microsoft Corp	3.04%
ASML Holding NV	2.81%
Apple Inc	2.65%
Deutsche Telekom AG	2.34%
Schneider Electric SE	2.18%
Merck KGaA	2.11%
Walmart Inc	2.11%
Procter & Gamble Co/The	2.02%
Total	28.85%



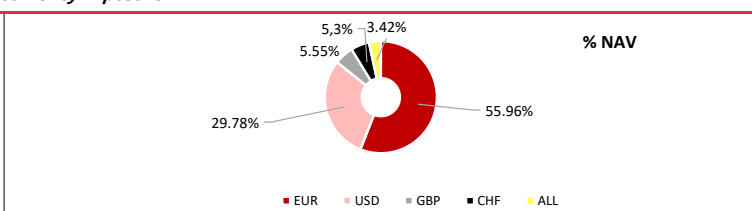
Geographic Exposure



Sectoral Exposure



Currency Exposure



No.	Name Of The Company	ISIN	Currency	No. Of Shares	Price	Exchange Rate	Value in ALL	%NAV
1	Novo Nordisk A/S	DK00060534915	EUR	770	150.8500	111.120000	12,907,088.04	6.05
2	LVMH Moet Hennessy Louis Vuitton SE	FR0000121014	EUR	78	870.7000	111.120000	7,546,670.35	3.54
3	Microsoft Corp	US5949181045	USD	209	307.3200	101.120000	6,494,925.47	3.04
4	ASML Holding NV	NL0010273215	EUR	94	573.5000	111.120000	5,990,368.08	2.81
5	Apple Inc	US0378331005	USD	330	169.6900	101.120000	5,662,487.42	2.65
6	Deutsche Telekom AG	DE0005557508	EUR	2,054	21.8550	111.120000	4,988,195.69	2.34
7	Schneider Electric SE	FR0000121972	EUR	265	157.8200	111.120000	4,647,293.98	2.18
8	Merck KGaA	DE0006599905	EUR	250	162.1000	111.120000	4,503,138.00	2.11
9	Walmart Inc	US9311421039	USD	295	150.9500	101.120000	4,502,898.88	2.11
10	Procter & Gamble Co/The	US7427181091	USD	273	156.3600	101.120000	4,316,436.63	2.02
11	SAP SE	DE0007164600	EUR	313	122.8600	111.120000	4,273,139.60	2.00
12	Nestle	CH0038863350	CHF	328	114.5000	112.890000	4,239,696.84	1.99
13	EXXON MOBIL CORP	US30231G1022	USD	350	118.2700	101.120000	4,185,811.84	1.96
14	Siemens AG	DE0007236101	EUR	252	148.5800	111.120000	4,160,572.82	1.95
15	Airbus SE	NL0000235190	EUR	285	127.1200	111.120000	4,025,788.70	1.89
16	Zurich Insurance Group AG	CH0011075394	CHF	80	431.8000	112.890000	3,899,672.16	1.83
17	Facebook Inc	US30303M1027	USD	160	240.3000	101.120000	3,887,861.76	1.82
18	Anheuser Busch Inbev NV	BE0974293251	EUR	590	59.0700	111.120000	3,872,676.46	1.81
19	Mastercard Inc	US57636Q1040	USD	100	380.0800	101.120000	3,843,368.96	1.80
20	Diageo PLC	GB0002374006	GBP	800	36.2200	126.060000	3,652,714.56	1.71
21	SANOFI SA	FR0000120578	EUR	320	99.9900	111.120000	3,555,484.42	1.67
22	Goldman Sachs Group Inc	US38141G1040	USD	102	343.4700	101.120000	3,542,632.01	1.66
23	Deutsche Post AG	DE0005552004	EUR	690	43.5250	111.120000	3,337,183.62	1.56
24	BOEING	US0970231058	USD	156	206.7300	101.120000	3,261,107.87	1.53
25	AXA SA	FR0000120628	EUR	965	29.5700	111.120000	3,170,814.76	1.49
26	Roche Holding AG	CH0012032048	CHF	100	280.3500	112.890000	3,164,871.15	1.48
27	Iberdrola SA	ES0144580Y14	EUR	2,410	11.7800	111.120000	3,154,674.58	1.48
28	Biogen Inc	US09062X1037	USD	100	304.2800	101.120000	3,076,879.36	1.44
29	TOTAL SA	FR0000120271	EUR	455	57.9100	111.120000	2,927,906.44	1.37
30	Linde PLC	IE000S9YS762	EUR	79	333.4500	111.120000	2,927,184.16	1.37
31	Berkshire Hathaway Inc	US0846707026	USD	88	328.6200	101.120000	2,924,244.79	1.37
32	Allianz SE	DE0008044005	EUR	115	227.4500	111.120000	2,906,538.06	1.36
33	Pfizer Inc	US7170811035	USD	735	38.9000	101.120000	2,891,172.48	1.35
34	British Petroleum PLC	GB0007980591	GBP	4,250	5.3440	126.060000	2,863,074.72	1.34
35	Adyen NV	NL0012969182	EUR	17	1,452.0000	111.120000	2,742,886.08	1.29
36	HeidelbergCement AG	DE0006047004	EUR	360	68.4000	111.120000	2,736,218.88	1.28
37	Bayerische Motoren Werke AG	DE0005190003	EUR	235	101.0600	111.120000	2,638,999.99	1.24
38	Intercontinental Exchange Inc	US45866F1049	USD	235	108.9200	101.120000	2,588,287.74	1.21
39	AIR LIQUIDE SA	FR0000120073	EUR	142	163.1000	111.120000	2,573,561.42	1.21
40	Shell plc	GB00BP6MXD84	EUR	820	28.0900	111.120000	2,559,515.86	1.20
41	Unilever PLC	GB00B10RZP78	EUR	455	50.5000	111.120000	2,553,259.80	1.20
42	Prosus NV	NL0013654783	EUR	321	67.8500	111.120000	2,420,176.93	1.13
43	Daimler AG	DE0007100000	EUR	300	70.5000	111.120000	2,350,188.00	1.10
44	BNP Paribas SA	FR0000131104	EUR	345	58.4000	111.120000	2,238,845.76	1.05
45	Salesforce.Com Inc	US79466L3024	USD	111	198.4100	101.120000	2,227,017.33	1.04
46	Fresenius Medical Care AG & Co. KGaA	DE0005785802	EUR	452	44.2200	111.120000	2,221,004.33	1.04
47	Vinci SA	FR0000125486	EUR	175	112.1600	111.120000	2,181,063.36	1.02
48	GlaxoSmithKline plc	GB00BN7SWP63	GBP	1,176	14.4080	126.060000	2,135,936.44	1.00
49	Amazon.com Inc	US0231351067	USD	200	105.4700	101.120000	2,133,025.28	1.00
50	Adidas AG	DE000A1EWWW0	EUR	115	159.7000	111.120000	2,040,774.36	0.96
51	Raytheon Technologies Corp	US75513E1010	USD	200	99.9000	101.120000	2,020,377.60	0.95
52	ING Groep NV	NL0011821202	EUR	1,530	11.1920	111.120000	1,902,792.21	0.89
53	Volkswagen Ag	DE0007664039	EUR	135	123.7400	111.120000	1,856,248.49	0.87
54	Visa Inc	US92826C8394	USD	75	232.4100	101.120000	1,762,597.44	0.83
55	Lloyds Banking Group PLC	GB0008706128	GBP	27,850	0.4820	126.060000	1,692,191.62	0.79
56	Kering SA	FR0000121485	EUR	26	579.7000	111.120000	1,674,822.86	0.78
57	Henkel AG & Co KGaA	DE0006048432	EUR	190	73.1200	111.120000	1,543,767.94	0.72
58	BASF SE	DE000BASF111	EUR	260	46.9650	111.120000	1,356,875.21	0.64
59	McDonald's Corp	US5801351017	USD	42	295.7500	101.120000	1,256,062.08	0.59
60	Telefonica SA	ES0178430E18	EUR	2,531	4.1250	111.120000	1,160,134.47	0.54
61	3M Co	US88579Y1010	USD	108	106.2200	101.120000	1,160,024.37	0.54
62	Fresenius SE & Co KGaA	DE0005785604	EUR	340	26.1500	111.120000	987,967.92	0.46
63	Otis Worldwide Corporation	US68902V1070	USD	100	85.2900	101.120000	862,452.48	0.40
64	Carrier Global Corporation	US14448C1045	USD	200	41.8200	101.120000	845,767.68	0.40
65	Rio Tinto PLC	GB0007188757	GBP	132	50.4800	126.060000	839,983.16	0.39
66	HALEON PLC ORD	GB00BMX86B70	GBP	1,470	3.5100	126.060000	650,431.78	0.30
67	Daimler Truck Holding AG	DE000DTROCK8	EUR	150	29.9200	111.120000	498,706.56	0.23
68	Siemens Energy AG	DE00ENER6Y0	EUR	100	22.1500	111.120000	246,130.80	0.12
69	VIATRIS INC ORD REG	US92556V1061	USD	91	9.3200	101.120000	85,761.89	0.04
70	IBERDROLA SA-INTERIM	ES0144583236	EUR	31	11.7800	111.120000	40,578.80	0.02
71	Telefonica SA	ES0178430E18	EUR	81	4.1250	111.120000	37,127.97	0.02
72	Euroapi SAS	FR0014008VX5	EUR	13	10.8600	111.120000	15,687.92	0.01