

### Goals of the Fund

The Fund is created having in mind the clients who wish to harvest an attractive return by using the global growth of world economy, especially in the most developed economies of the world, such as the USA, Germany and Switzerland. Our goal is to build in our portfolio with the shares of the companies in Stoxx Euro 50 and DOWJ indexes. The return will be effectuated through investing the Fund's assets into shares of large companies that create global demand and are the main driving forces of economic development. Through investing in the Fund, the clients will be able to achieve diversification of their capital and accomplish their personal financial goals, while having high liquidity of the investment. \*

\* Detailed information can be found in the Prospectus.

### Information about the Fund

Name of the Fund	WVP Top Invest
Inception Date	29-03-18
Currency of the shares	LEK
Net value	<b>97.725.548,88 ALL</b>
Unit Price	<b>1.022,9974 ALL</b>
Fund Type	Accumulation
Custody Bank	First Investment Bank Albania
Subcustody Bank	First Investment Bank Bulgaria Clearstream
Benchmark	WVP Benchmark
Standard deviation	11.95%
Risk class	5

### Fees

Fees paid by investor:

up to 2.035.000	5.0%
2.035.001 - 3.400.000	4.5%
3.400.001 - 6.800.000	4.0%
6.800.001 - 13.600.000	3.5%
13.600.001 - 34.000.000	3.0%
34.000.001 - 68.000.000	2.5%
68.000.001 - 136.000.000	2.0%
136.000.001 - 340.000.000	1.5%
over 340.000.000	1.0%

### Exit fee

not chargeable (0%)

### Fees paid by the Fund:

Management fee	2% annually
Custody bank fee	0.2% annually

### Performance

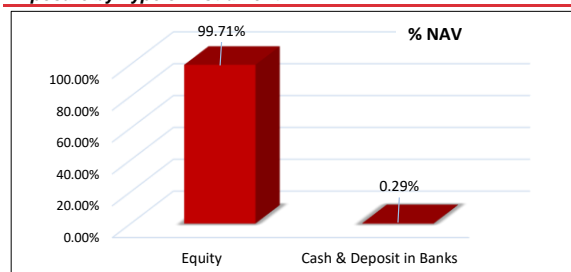
WVP Top Invest %	WVP Benchmark ** %
1M	4,73
3M	-0,02
6M	13,94
1 Year	2,36
YTD	13,94

Total Return since inception % 2,30

\*\*WVP Benchmark Calculation : 30 % DOWJ / 70 % Stoxx Europe 50

Source of data: The Wall Street Journal  
<http://quotes.wsj.com/index/DJIA/>

### Exposure by Type of Instrument



The fund is not listed on the stock exchange and can not be traded. Official information, purchase and sale of units are done direct through WVP Fund Management Tirana

For purchase of units of WVP Top Invest please follow these payment instructions:

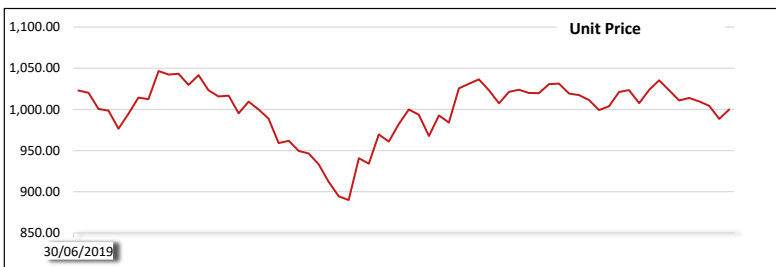
IBAN **AL1821511031ALL1000011282800**  
SWIFT **FINVALTR**

The Portfolio Structure Report of the Fund is issued on a quarterly basis and is published on the web-site of the Company. The returns published in the report have been actually accomplished in the past and should be taken as an indicator, i.e. are not a guarantee for future returns. Detailed information on the Funds can be obtained from the Prospectus and the Statute of the Fund, published on the web-site [www.wvpfunds.al](http://www.wvpfunds.al), by phone at +355 (4) 22 24 525 or at the following email address: [contact@wvpfunds.al](mailto:contact@wvpfunds.al)

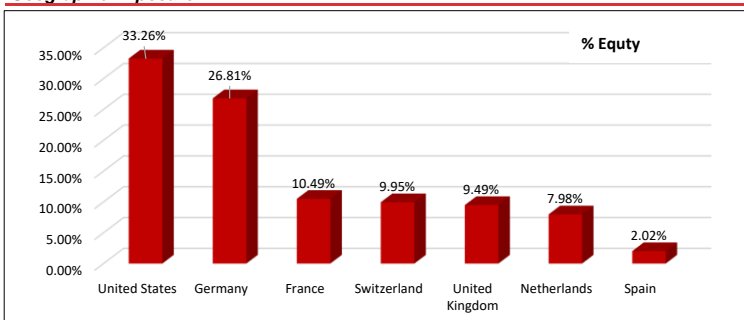
### Top 10 Holdings

Procter & Gamble Co/The	3.98%
Diageo PLC	3.78%
Nestle	3.75%
Walmart Inc	3.59%
Pfizer	3.51%
Facebook Inc	3.40%
Apple Inc	3.27%
British Petroleum Plc	3.26%
HeidelbergCement AG	3.21%
Roche Holding AG	3.10%
<b>Total</b>	<b>34.85%</b>

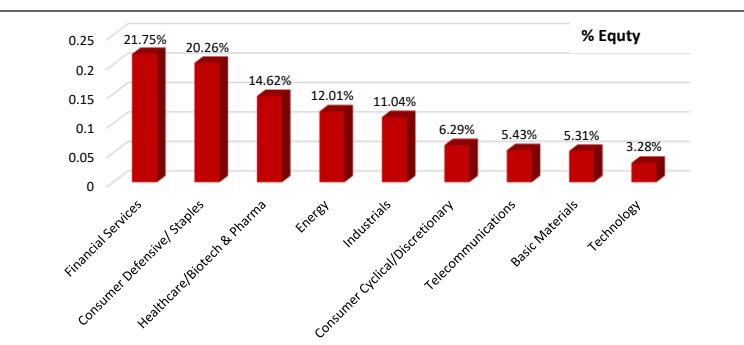
### Unit price



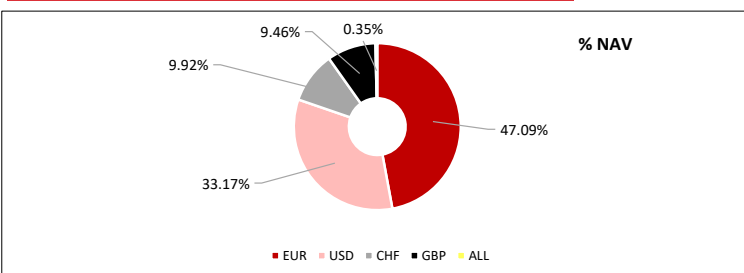
### Geographic Exposure



### Sectoral Exposure



### Currency Exposure



No.	Name Of The Company	ISIN	Currency	No. Of Shares	Price	Exchange Rate	Value in ALL	% NAV
1	Procter & Gamble Co/The	US7427181091	USD	330	109.4600	107.690000	3,889,956.64	3.98%
2	Diageo PLC	GB0002374006	GBP	800	33.8350	136.520000	3,695,323.36	3.78%
3	Nestle	CH0038863350	CHF	328	101.0400	110.450000	3,660,436.70	3.75%
4	Walmart Inc	US9311421039	USD	295	110.4300	107.690000	3,508,200.98	3.59%
5	Pfizer Inc	US7170811035	USD	735	43.3300	107.690000	3,429,662.66	3.51%
6	Facebook Inc	US30303M1027	USD	160	192.9800	107.690000	3,325,122.59	3.40%
7	Apple Inc	US0378331005	USD	150	197.9100	107.690000	3,196,939.19	3.27%
8	British Petroleum PLC	GB0007980591	GBP	4,250	5.4860	136.520000	3,183,032.06	3.26%
9	HeidelbergCement AG	DE0006047004	EUR	360	71.0600	122.650000	3,137,583.24	3.21%
10	Roche Holding AG	CH0012032048	CHF	100	274.5500	110.450000	3,032,404.75	3.10%
11	Zurich Insurance Group AG	CH0011075394	CHF	80	339.9000	110.450000	3,003,356.40	3.07%
12	Allianz SE	DE0008404005	EUR	115	211.5500	122.650000	2,983,859.86	3.05%
13	Unilever NV	NL0000009355	EUR	455	53.4100	122.650000	2,980,585.11	3.05%
14	SANOFI SA	FR0000120578	EUR	320	75.9100	122.650000	2,979,315.68	3.05%
15	BOEING	US0970231058	USD	75	364.0600	107.690000	2,940,421.61	3.01%
16	EXXON MOBIL CORP	US30231G1022	USD	350	76.6100	107.690000	2,887,545.82	2.95%
17	Royal Dutch Shell PLC	GB00B03MLX29	EUR	820	28.7100	122.650000	2,887,450.83	2.95%
18	Merck KGaA	DE0006599905	EUR	250	91.9800	122.650000	2,820,336.75	2.89%
19	UNITED TECHNOLOGIES CORP	US9130171096	USD	200	130.1100	107.690000	2,802,309.18	2.87%
20	TOTAL SA	FR0000120271	EUR	455	49.2750	122.650000	2,749,828.33	2.81%
21	AXA SA	FR0000120628	EUR	965	23.0600	122.650000	2,729,318.19	2.79%
22	Siemens AG	DE0007236101	EUR	200	104.8600	122.650000	2,572,215.80	2.63%
23	Volkswagen Ag	DE0007664039	EUR	135	148.2200	122.650000	2,454,189.71	2.51%
24	Deutsche Post AG	DE0005552004	EUR	690	28.8650	122.650000	2,442,801.65	2.50%
25	Lloyds Banking Group PLC	GB0008706128	GBP	27,850	0.6224	136.520000	2,366,415.84	2.42%
26	Goldman Sachs Group Inc	US38141G1040	USD	102	204.4700	107.690000	2,245,976.18	2.30%
27	Intercontinental Exchange Inc	US45866F1049	USD	235	85.7100	107.690000	2,169,075.83	2.22%
28	BASF SE	DE000BASF111	EUR	260	64.0200	122.650000	2,041,533.78	2.09%
29	Berkshire Hathaway Inc	US0846707026	USD	88	212.4400	107.690000	2,013,234.40	2.06%
30	Henkel AG & Co KGaA	DE0006048432	EUR	190	86.2800	122.650000	2,010,625.98	2.06%
31	Fresenius SE & Co KGaA	DE0005785604	EUR	340	47.5700	122.650000	1,983,716.57	2.03%
32	Telefonica SA	ES0178430E18	EUR	2,200	7.2800	122.650000	1,964,362.40	2.01%
33	ING Groep NV	NL0011821202	EUR	1,530	10.1920	122.650000	1,912,574.66	1.96%
34	Bayerische Motoren Werke AG	DE0005190003	EUR	235	64.9900	122.650000	1,873,190.52	1.92%
35	Daimler AG	DE0007100000	EUR	300	49.0550	122.650000	1,804,978.73	1.85%
36	BNP Paribas SA	FR0000131104	EUR	345	41.7650	122.650000	1,767,254.65	1.81%