

Goals of the Fund

The Fund is created having in mind the clients who wish to harvest an attractive return by using the global growth of world economy, especially in the most developed economies of the world, such as the USA, Germany and Switzerland. Our goal is to build in our portfolio with the shares of the companies in Stoxx Euro 50 and DOWJ indexes. The return will be effectuated through investing the Fund's assets into shares of large companies that create global demand and are the main driving forces of economic development. Through investing in the Fund, the clients will be able to achieve diversification of their capital and accomplish their personal financial goals, while having high liquidity of the investment. *

* Detailed information can be found in the Prospectus.

Information about the Fund

Name of the Fund	WVP Top Invest
Inception Date	3/29/2018
Currency of the shares	LEK
Net value	122,396,811.48
Unit Price	921.5146
Fund Type	Accumulation
Custody Bank	First Investment Bank Albania
Subcustody Bank	First Investment Bank Bulgaria
	Clearstream
Benchmark	WVP Benchmark
Standard deviation	18,43%
Risk class	6

Fees

Fees paid by investor:

up to 2.035.000	5.0%
2.035.001 - 3.400.000	4.5%
3.400.001 - 6.800.000	4.0%
6.800.001 - 13.600.000	3.5%
13.600.001 - 34.000.000	3.0%
34.000.001 - 68.000.000	2.5%
68.000.001 - 136.000.000	2.0%
136.000.001 - 340.000.000	1.5%
over 340.000.000	1.0%

Exit fee

not chargeable (0%)

Fees paid by the Fund:

Management fee	2% annually
Custody bank fee	0.2% annually

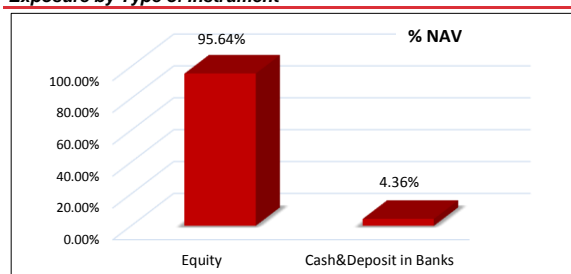
Performance

	WVP Top Invest %	WVP Benchmark ** %
1M	-1,46	0,16%
3M	3,02	8,70%
6M	-14,92	-13,80%
1 Year	-9,92	-7,10%
YTD	-14,92	-13,80%

Total Return since inception % -7,85

**WVP Benchmark Calculation : 30 % DOWJ / 70 % Stoxx Europe 50 - 2.5 % TER
Source of data: The Wall Street Journal
<http://quotes.wsj.com/index/DJIA/>
<http://quotes.wsj.com/index/XX/SX5P/>

Exposure by Type of Instrument



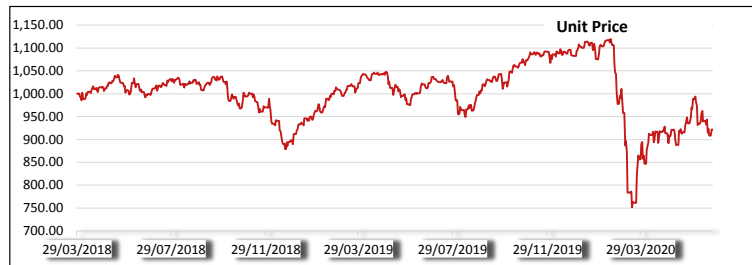
The fund is not listed on the stock exchange and can not be traded. Official information, purchase and sale of units are done direct through WVP Fund Management Tirana
For purchase of units of WVP Top Invest please follow these payment instructions:
IBAN **AL1821511031ALL1000011282800**
SWIFT **FINVALTR**

The Portfolio Structure Report of the Fund is issued on a quarterly basis and is published on the web-site of the Company. The returns published in the report have been actually accomplished in the past and should be taken as an indicator, i.e. are not a guarantee for future returns. Detailed information on the Funds can be obtained from the Prospectus and the Statute of the Fund, published on the web-site www.wvpfunds.al, by phone at +355 (4) 22 24 525 or at the following email address: contact@wvpfunds.al

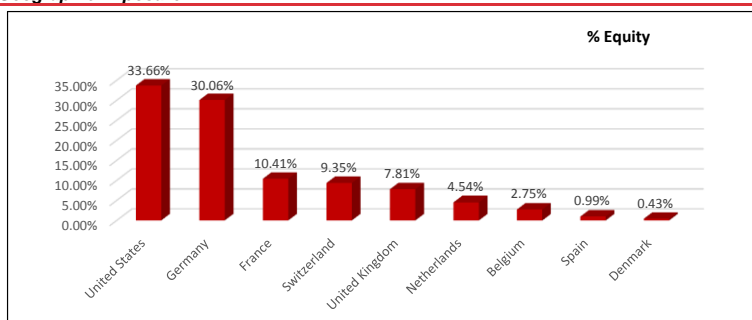
Top 10 Holdings

Apple Inc	4.96%
Procter & Gamble Co/The	3.57%
Fresenius Medical Care AG & Co. KGaA	3.51%
Facebook Inc	3.29%
Nestle	3.27%
Walmart Inc	3.20%
Roche Holding AG	3.13%
SANOFI SA	2.95%
Adidas AG	2.73%
Mastercard Inc	2.68%
Total	33.29%

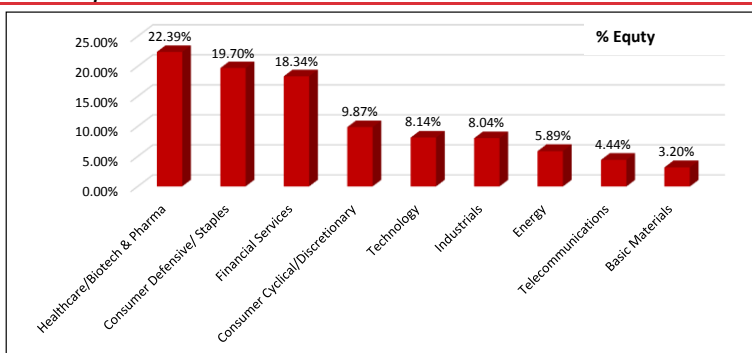
Unit price



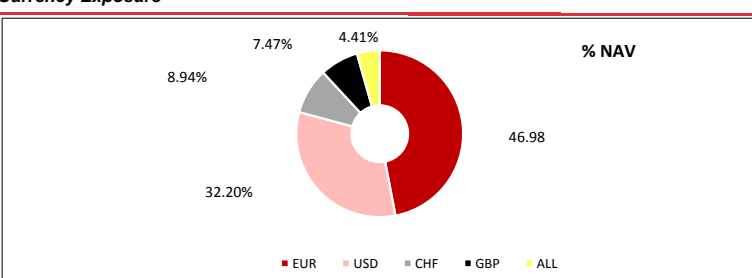
Geographic Exposure



Sectoral Exposure



Currency Exposure



No.	Name Of The Company	ISIN	Currency	No. Of Shares	Price	Exchange Rate	Value in ALL	%NAV
1	Apple Inc	US0378331005	USD	150	364.5900	110.95	6,067,689.08	4.96
2	Procter & Gamble Co/The	US7427181091	USD	330	119.4600	110.95	4,373,848.71	3.57
3	Fresenius Medical Care AG & Co. KGaA	DE0005785802	EUR	452	76.4800	124.34	4,298,304.49	3.51
4	Facebook Inc	US30303M1027	USD	160	227.0400	110.95	4,030,414.08	3.29
5	Nestle	CH0038863350	CHF	328	104.7400	116.53	4,003,355.52	3.27
6	Walmart Inc	US9311421039	USD	295	119.5400	110.95	3,912,574.09	3.20
7	Roche Holding AG	CH0012032048	CHF	100	328.2500	116.53	3,825,097.25	3.13
8	SANOFI SA	FR0000120578	EUR	320	90.6400	124.34	3,606,456.83	2.95
9	Adidas AG	DE000A1EWWW0	EUR	115	234.0000	124.34	3,345,989.40	2.73
10	Mastercard Inc	US57636Q1040	USD	100	295.4900	110.95	3,278,461.55	2.68
11	GlaxoSmithKline plc	GB0009252882	GBP	1,470	16.3620	136.00	3,271,091.04	2.67
12	Schneider Electric SE	FR0000121972	EUR	265	98.8400	124.34	3,256,787.88	2.66
13	Anheuser Busch Inbev NV	BE0974293251	EUR	590	43.8500	124.34	3,216,862.31	2.63
14	Merck KGaA	DE0006599905	EUR	250	103.4000	124.34	3,214,189.00	2.63
15	Zurich Insurance Group AG	CH0011075394	CHF	80	334.2000	116.53	3,115,546.08	2.55
16	Biogen Inc	US09062X1037	USD	100	267.2500	110.95	2,965,138.75	2.42
17	Diageo PLC	GB0002374006	GBP	800	26.8150	136.00	2,917,472.00	2.38
18	LVMH Moet Hennessy Louis Vuitton SE	FR0000121014	EUR	60	390.4000	124.34	2,912,540.16	2.38
19	Deutsche Post AG	DE0005552004	EUR	690	32.6100	124.34	2,797,761.91	2.29
20	Unilever NV	NL0000388619	EUR	455	47.2400	124.34	2,672,588.83	2.18
21	Pfizer Inc	US7170811035	USD	735	32.6900	110.95	2,665,812.29	2.18
22	Siemens AG	DE0007236101	EUR	200	104.9000	124.34	2,608,653.20	2.13
23	Allianz SE	DE0008404005	EUR	115	181.7800	124.34	2,599,290.40	2.12
24	Intercontinental Exchange Inc	US45866F1049	USD	235	91.5300	110.95	2,386,484.57	1.95
25	Volkswagen Ag	DE0007664039	EUR	135	135.5000	124.34	2,274,489.45	1.86
26	Goldman Sachs Group Inc	US38141G1040	USD	102	197.4600	110.95	2,234,635.07	1.83
27	AXA SA	FR0000120628	EUR	965	18.6000	124.34	2,231,778.66	1.82
28	HeidelbergCement AG	DE0006047004	EUR	360	47.6600	124.34	2,133,375.98	1.74
29	Henkel AG & Co KGaA	DE0006048432	EUR	190	83.2600	124.34	1,966,984.20	1.61
30	TOTAL SA	FR0000120271	EUR	455	33.9700	124.34	1,921,842.56	1.57
31	Fresenius SE & Co KGaA	DE0005785604	EUR	340	44.0200	124.34	1,860,971.91	1.52
32	British Petroleum PLC	GB0007980591	GBP	4,250	3.0715	136.00	1,775,327.00	1.45
33	Berkshire Hathaway Inc	US0846707026	USD	88	178.4000	110.95	1,741,826.24	1.42
34	EXXON MOBIL CORP	US30231G1022	USD	350	44.6700	110.95	1,734,647.78	1.42
35	Bayerische Motoren Werke AG	DE0005190003	EUR	235	56.8700	124.34	1,661,735.71	1.36
36	BASF SE	DE000BASF111	EUR	260	49.9000	124.34	1,613,187.16	1.32
37	BOEING	US0970231058	USD	75	183.0700	110.95	1,523,371.24	1.24
38	BNP Paribas SA	FR0000131104	EUR	345	35.3650	124.34	1,517,063.01	1.24
39	Royal Dutch Shell PLC	GB00B03MLX29	EUR	820	14.3960	124.34	1,467,798.88	1.20
40	Raytheon Technologies Corp	US75513E1010	USD	200	61.5700	110.95	1,366,238.30	1.12
41	Daimler AG	DE0007100000	EUR	300	36.3150	124.34	1,354,622.13	1.11
42	Lloyds Banking Group PLC	GB0008706128	GBP	27,850	0.3118	136.00	1,180,784.30	0.96
43	ING Groep NV	NL0011821202	EUR	1,530	6.1970	124.34	1,178,918.52	0.96
44	Telefonica SA	ES0178430E18	EUR	2200	4.246	124.34	1161484.808	0.95
45	Otis Worldwide Corporation	US68902V1070	USD	100	56.57	110.95	627644.15	0.51
46	Novo Nordisk A/S	DK0060534915	EUR	70	57.64	124.34	501687.032	0.41
47	Carrier Global Corporation	US14448C1045	USD	200	22.21	110.95	492839.9	0.40
48	Wirecard AG	DE0007472060	EUR	280	5.71	124.34	198794.792	0.16