

Goals of the Fund

The Fund is created having in mind the clients who wish to harvest an attractive return by using the global growth of world economy, especially in the most developed economies of the world, such as the USA, Germany and Switzerland. Our goal is to build in our portfolio with the shares of the companies in Stoxx Euro 50 and DOWJ indexes. The return will be effectuated through investing the Fund's assets into shares of large companies that create global demand and are the main driving forces of economic development. Through investing in the Fund, the clients will be able to achieve diversification of their capital and accomplish their personal financial goals, while having high liquidity of the investment. *

* Detailed information can be found in the Prospectus.

Information about the Fund

Name of the Fund	WVP Top Invest
Inception Date	29.3.2018
Currency of the shares	LEK
Net value	110,296,903.29
Unit Price	1,091.8354
Fund Type	Accumulation
Custody Bank	First Investment Bank Albania
Subcustody Bank	First Investment Bank Bulgaria
	Clearstream
Benchmark	WVP Benchmark
Standard deviation	11.71%
Risk class	5

Fees

Fees paid by investor:

up to 2.035.000	5.0%
2.035.001 - 3.400.000	4.5%
3.400.001 - 6.800.000	4.0%
6.800.001 - 13.600.000	3.5%
13.600.001 - 34.000.000	3.0%
34.000.001 - 68.000.000	2.5%
68.000.001 - 136.000.000	2.0%
136.000.001 - 340.000.000	1.5%
over 340.000.000	1.0%

Exit fee not chargeable (0%)

Fees paid by the Fund:

Management fee	2% annually
Custody bank fee	0,2% annually

Performance

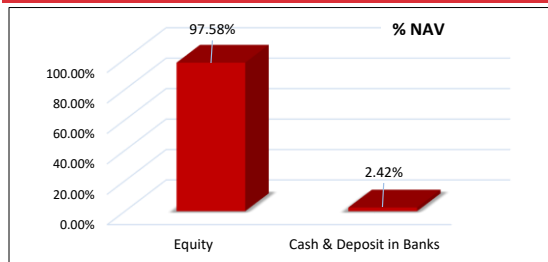
	WVP Top Invest %	WVP Benchmark ** %
1M	2.77%	3.26%
3M	9.52%	6.68%
6M	11.78%	11.38%
1 Year	12.59%	13.88%
YTD	21.61%	25.34%

Total Return since inception % 9.18%

**WVP Benchmark Calculation : 30 % DOWJ / 70 % Stoxx Europe 50

Source of data: The Wall Street Journal
<http://quotes.wsj.com/index/DJIA/>
<http://quotes.wsj.com/index/XX/SX5P/>

Exposure by Type of Instrument



The fund is not listed on the stock exchange and can not be traded. Official information, purchase and sale of units are done direct through WVP Fund Management Tirana

For purchase of units of WVP Top Invest please follow these payment instructions:

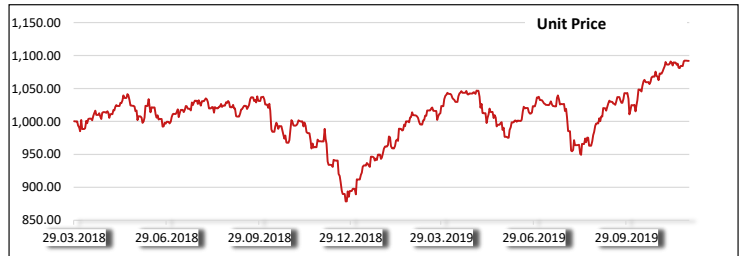
IBAN AL1821511031ALL1000011282800
 SWIFT FINVALTR

The Portfolio Structure Report of the Fund is issued on a quarterly basis and is published on the web-site of the Company. The returns published in the report have been actually accomplished in the past and should be taken as an indicator, i.e. are not a guarantee for future returns. Detailed information on the Funds can be obtained from the Prospectus and the Statute of the Fund, published on the web-site www.wvpfunds.al, by phone at +355 (4) 22 24 525 or at the following email address: contact@wvpfunds.al

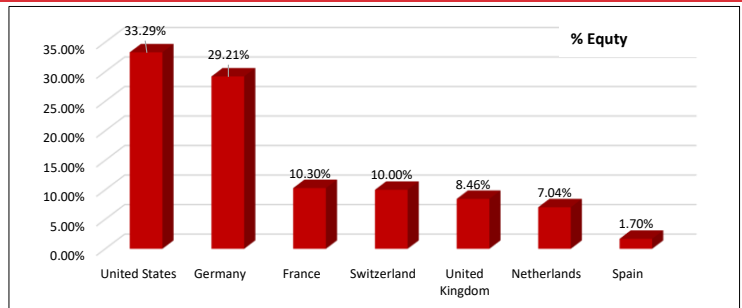
Top 10 Holdings

Apple Inc	4.06%
Procter & Gamble Co/The	4.06%
Walmart Inc	3.54%
Nestle	3.46%
Diageo PLC	3.32%
Facebook Inc	3.26%
Zurich Insurance Group AG	3.18%
Roche Holding AG	3.12%
UNITED TECHNOLOGIES CORP	3.00%
SANOFI SA	3.00%
	33.99%

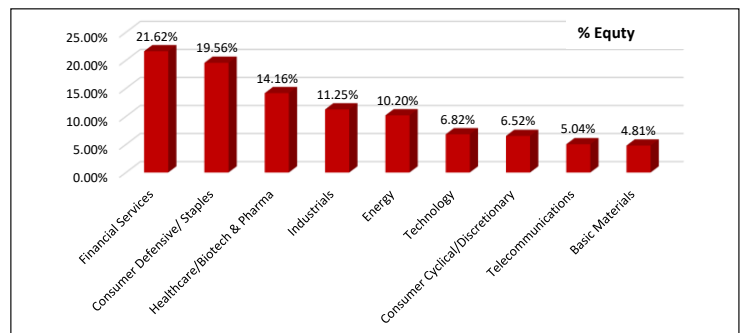
Unit price



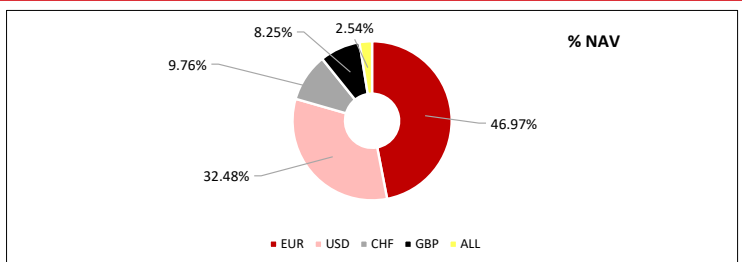
Geographic Exposure



Sectoral Exposure



Currency Exposure



No.	Name Of The Company	ISIN	Currency	No. Of Shares	Price	Exchange Rate	Value in ALL	% NAV
1	Apple Inc	US0378331005	USD	150	267.8900	111.340000	4,474,030.89	4.06
2	Procter & Gamble Co/The	US7427181091	USD	330	121.7600	111.340000	4,473,730.27	4.06
3	Walmart Inc	US9311421039	USD	295	118.7500	111.340000	3,900,379.38	3.54
4	Nestle	CH0038863350	CHF	328	104.2200	111.560000	3,813,584.89	3.46
5	Diageo PLC	GB0002374006	GBP	800	31.8800	143.390000	3,657,018.56	3.32
6	Facebook Inc	US30303M1027	USD	160	201.9900	111.340000	3,598,330.66	3.26
7	Zurich Insurance Group AG	CH0011075394	CHF	80	393.3000	111.560000	3,510,123.84	3.18
8	Roche Holding AG	CH0012032048	CHF	100	308.1000	111.560000	3,437,163.60	3.12
9	UNITED TECHNOLOGIES CORP	US9130171096	USD	200	148.8400	111.340000	3,314,369.12	3.00
10	SANOFI SA	FR0000120578	EUR	320	84.3800	122.520000	3,308,236.03	3.00
11	Merck KGaA	DE0006599905	EUR	250	106.6000	122.520000	3,265,158.00	2.96
12	Pfizer Inc	US7170811035	USD	735	38.6300	111.340000	3,161,282.19	2.87
13	Allianz SE	DE0008404005	EUR	115	218.2500	122.520000	3,075,098.85	2.79
14	BOEING	US0970231058	USD	75	368.0600	111.340000	3,073,485.03	2.79
15	HeidelbergCement AG	DE0006047004	EUR	360	67.7600	122.520000	2,988,703.87	2.71
16	British Petroleum PLC	GB0007980591	GBP	4,250	4.8935	143.390000	2,982,135.60	2.70
17	Unilever NV	NL0000388619	EUR	455	53.3900	122.520000	2,976,310.97	2.70
18	Volkswagen Ag	DE0007664039	EUR	135	177.8400	122.520000	2,941,509.17	2.67
19	AXA SA	FR0000120628	EUR	965	24.8050	122.520000	2,932,739.80	2.66
20	Siemens AG	DE0007236101	EUR	200	117.4400	122.520000	2,877,749.76	2.61
21	Schneider Electric SE	FR0000121972	EUR	265	88.4200	122.520000	2,870,802.88	2.60
22	Deutsche Post AG	DE0005552004	EUR	690	33.6900	122.520000	2,848,112.17	2.58
23	EXXON MOBIL CORP	US30231G1022	USD	350	68.7100	111.340000	2,677,559.99	2.43
24	TOTAL SA	FR0000120271	EUR	455	48.0300	122.520000	2,677,509.20	2.43
25	Royal Dutch Shell PLC	GB00B03MLX29	EUR	820	26.2550	122.520000	2,637,745.33	2.39
26	Goldman Sachs Group Inc	US38141G1040	USD	102	222.9000	111.340000	2,531,403.97	2.30
27	Intercontinental Exchange Inc	US45866F1049	USD	235	94.1800	111.340000	2,464,210.28	2.23
28	Lloyds Banking Group PLC	GB0008706128	GBP	27,850	0.6168	143.390000	2,463,136.21	2.23
29	Henkel AG & Co KGaA	DE0006048432	EUR	190	96.1000	122.520000	2,237,092.68	2.03
30	BASF SE	DE000BASF111	EUR	260	68.7100	122.520000	2,188,770.79	1.98
31	BNP Paribas SA	FR0000131104	EUR	345	51.3400	122.520000	2,170,111.00	1.97
32	Berkshire Hathaway Inc	US0846707026	USD	88	220.5100	111.340000	2,160,539.34	1.96
33	Bayerische Motoren Werke AG	DE0005190003	EUR	235	74.6400	122.520000	2,149,049.81	1.95
34	Fresenius SE & Co KGaA	DE0005785604	EUR	340	49.7150	122.520000	2,070,967.81	1.88
35	ING Groep NV	NL0011821202	EUR	1,530	10.4940	122.520000	1,967,159.07	1.78
36	Daimler AG	DE0007100000	EUR	300	52.5200	122.520000	1,930,425.12	1.75
37	Telefonica SA	ES0178430E18	EUR	2,200	6.7750	122.520000	1,826,160.60	1.66