

### Goals of the Fund

The Fund is created having in mind the clients who wish to harvest an attractive return by using the global growth of world economy, especially in the most developed economies of the world, such as the USA, Germany and Switzerland. Our goal is to build in our portfolio with the shares of the companies in Stoxx Euro 50 and DOWJ indexes. The return will be effectuated through investing the Fund's assets into shares of large companies that create global demand and are the main driving forces of economic development. Through investing in the Fund, the clients will be able to achieve diversification of their capital and accomplish their personal financial goals, while having high liquidity of the investment. \*

\* Detailed information can be found in the Prospectus.

### Information about the Fund

Name of the Fund	WVP Top Invest
Inception Date	3/29/2018
Currency of the shares	LEK
Net value	121,567,568.55
Unit Price	1,075.9497
Fund Type	Accumulation
Custody Bank	First Investment Bank Albania
Subcustody Bank	First Investment Bank Bulgaria
	Clearstream
Benchmark	WVP Benchmark
Standard deviation	11.61%
Risk class	5

### Fees

Fees paid by investor:

up to 2.035.000	5.0%
2.035.001 - 3.400.000	4.5%
3.400.001 - 6.800.000	4.0%
6.800.001 - 13.600.000	3.5%
13.600.001 - 34.000.000	3.0%
34.000.001 - 68.000.000	2.5%
68.000.001 - 136.000.000	2.0%
136.000.001 - 340.000.000	1.5%
over 340.000.000	1.0%

### Exit fee

not chargeable (0%)

### Fees paid by the Fund:

Management fee	2% annually
Custody bank fee	0.2% annually

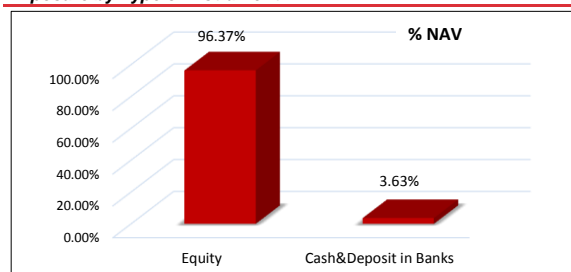
### Performance

	WVP Top Invest %	WVP Benchmark ** %
1M	-0.66%	-0.67%
3M	1.27%	3.65%
6M	5.56%	5.79%
1 Year	12.23%	16.46%
YTD	-0.66%	-0.67%

Total Return since inception % 7.59%

\*\*WVP Benchmark Calculation : 30 % DOWJ / 70 % Stoxx Europe 50  
Source of data: The Wall Street Journal  
<http://quotes.wsj.com/index/DJIA/>  
<http://quotes.wsj.com/index/XX/SX5P/>

### Exposure by Type of Instrument



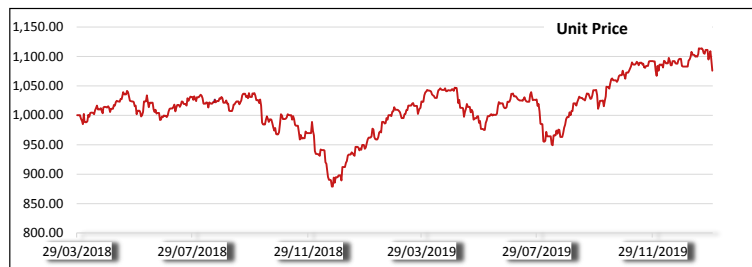
The fund is not listed on the stock exchange and can not be traded. Official information, purchase and sale of units are done direct through WVP Fund Management Tirana  
For purchase of units of WVP Top Invest please follow these payment instructions:  
IBAN AL1821511031ALL1000011282800  
SWIFT FINVALTR

The Portfolio Structure Report of the Fund is issued on a quarterly basis and is published on the web-site of the Company. The returns published in the report have been actually accomplished in the past and should be taken as an indicator, i.e. are not a guarantee for future returns. Detailed information on the Funds can be obtained from the Prospectus and the Statute of the Fund, published on the web-site [www.wvpfunds.al](http://www.wvpfunds.al), by phone at +355 (4) 22 24 525 or at the following email address: [contact@wvpfunds.al](mailto:contact@wvpfunds.al)

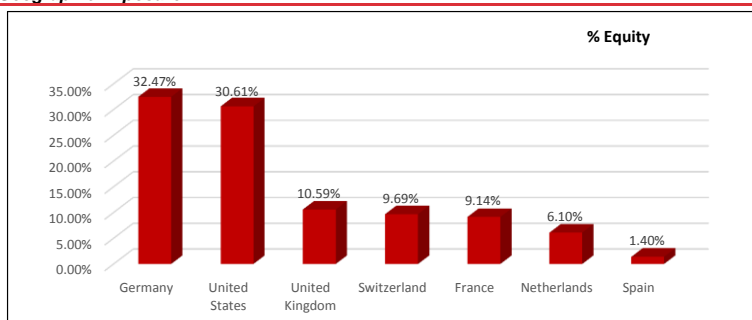
### Top 10 Holdings

Apple Inc	4.23%
Wirecard AG	3.76%
Procter & Gamble Co/The	3.74%
Nestle	3.28%
Fresenius Medical Care AG & Co. KGaA	3.16%
GlaxoSmithKline plc	3.13%
Walmart Inc	3.07%
Roche Holding AG	3.05%
Zurich Insurance Group AG	3.01%
Facebook Inc	2.94%
<b>Total</b>	<b>33.37%</b>

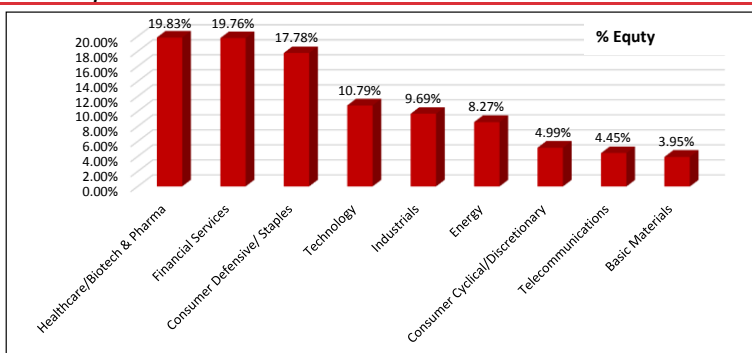
### Unit price



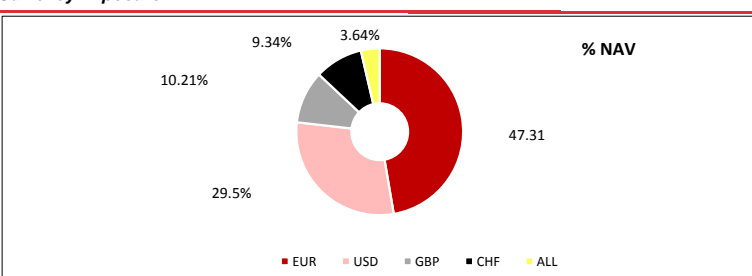
### Geographic Exposure



### Sectoral Exposure



### Currency Exposure



No.	Name Of The Company	ISIN	Currency	No. Of Shares	Price	Exchange Rate	Value in ALL	%NAV
1	Apple Inc	US0378331005	USD	150	309.3400	110.710000	5,137,054.71	4.23
2	Wirecard AG	DE0007472060	EUR	280	133.7000	122.130000	4,572,058.68	3.76
3	Procter & Gamble Co/The	US7427181091	USD	330	124.5000	110.710000	4,548,520.35	3.74
4	Nestle	CH0038863350	CHF	328	106.3800	114.280000	3,987,530.90	3.28
5	Fresenius Medical Care AG & Co. KGaA	DE0005785802	EUR	452	69.6000	122.130000	3,842,112.10	3.16
6	GlaxoSmithKline plc	GB0009252882	GBP	1,470	17.8400	145.100000	3,805,218.48	3.13
7	Walmart Inc	US9311421039	USD	295	114.4400	110.710000	3,737,547.46	3.07
8	Roche Holding AG	CH0012032048	CHF	100	324.2500	114.280000	3,705,529.00	3.05
9	Zurich Insurance Group AG	CH0011075394	CHF	80	400.7000	114.280000	3,663,359.68	3.01
10	Facebook Inc	US30303M1027	USD	160	201.8900	110.710000	3,576,198.70	2.94
11	Merck KGaA	DE0006599905	EUR	250	115.9500	122.130000	3,540,243.38	2.91
12	Diageo PLC	GB0002374006	GBP	800	30.1000	145.100000	3,494,008.00	2.87
13	SANOFI SA	FR0000120578	EUR	320	86.9500	122.130000	3,398,145.12	2.80
14	UNITED TECHNOLOGIES CORP	US9130171096	USD	200	150.1400	110.710000	3,324,399.88	2.73
15	Allianz SE	DE0008404005	EUR	115	216.1000	122.130000	3,035,113.70	2.50
16	Pfizer Inc	US7170811035	USD	735	37.2300	110.710000	3,029,473.98	2.49
17	Schneider Electric SE	FR0000121972	EUR	265	90.5000	122.130000	2,928,982.73	2.41
18	Unilever NV	NL0000388619	EUR	455	52.6800	122.130000	2,927,382.82	2.41
19	AXA SA	FR0000120628	EUR	965	24.0700	122.130000	2,836,780.68	2.33
20	British Petroleum PLC	GB0007980591	GBP	4,250	4.5665	145.100000	2,816,046.39	2.32
21	Siemens AG	DE0007236101	EUR	200	111.6400	122.130000	2,726,918.64	2.24
22	HeidelbergCement AG	DE0006047004	EUR	360	61.2400	122.130000	2,692,526.83	2.21
23	Goldman Sachs Group Inc	US38141G1040	USD	102	237.6000	110.710000	2,683,078.99	2.21
24	Volkswagen Ag	DE0007664039	EUR	135	162.7000	122.130000	2,682,524.39	2.21
25	Deutsche Post AG	DE0005552004	EUR	690	31.5600	122.130000	2,659,551.73	2.19
26	BOEING	US0970231058	USD	75	318.0100	110.710000	2,640,516.53	2.17
27	Intercontinental Exchange Inc	US45866F1049	USD	235	99.7000	110.710000	2,593,879.95	2.13
28	TOTAL SA	FR0000120271	EUR	455	44.1450	122.130000	2,453,100.13	2.02
29	EXXON MOBIL CORP	US30231G1022	USD	350	62.1000	110.710000	2,406,281.85	1.98
30	Royal Dutch Shell PLC	GB00B03MLX29	EUR	820	23.7450	122.130000	2,377,981.02	1.96
31	Lloyds Banking Group PLC	GB0008706128	GBP	27,850	0.5678	145.100000	2,294,499.67	1.89
32	Berkshire Hathaway Inc	US0846707026	USD	88	224.1600	110.710000	2,183,874.32	1.80
33	Henkel AG & Co KGaA	DE0006048432	EUR	190	91.8400	122.130000	2,131,119.65	1.75
34	BNP Paribas SA	FR0000131104	EUR	345	48.0450	122.130000	2,024,368.87	1.67
35	BASF SE	DE000BASF111	EUR	260	61.0100	122.130000	1,937,299.34	1.59
36	Fresenius SE & Co KGaA	DE0005785604	EUR	340	45.9700	122.130000	1,908,867.47	1.57
37	Bayerische Motoren Werke AG	DE0005190003	EUR	235	64.3600	122.130000	1,847,167.40	1.52
38	ING Groep NV	NL0011821202	EUR	1,530	9.8250	122.130000	1,835,888.69	1.51
39	Telefonica SA	ES0178430E18	EUR	2,200	6.1090	122.130000	1,641,402.77	1.35
40	Daimler AG	DE0007100000	EUR	300	41.7750	122.130000	1,530,594.23	1.26