

Goals of the Fund

The Fund is created having in mind the clients who wish to harvest an attractive return by using the global growth of world economy, especially in the most developed economies of the world, such as the USA, Germany and Switzerland. Our goal is to build in our portfolio with the shares of the companies in Stoxx Euro 50 and DOWJ indexes. The return will be effectuated through investing the Fund's assets into shares of large companies that create global demand and are the main driving forces of economic development. Through investing in the Fund, the clients will be able to achieve diversification of their capital and accomplish their personal financial goals, while having high liquidity of the investment. *

* Detailed information can be found in the Prospectus.

Information about the Fund

Name of the Fund	WVP Top Invest
Inception Date	3/29/2018
Currency of the shares	LEK
Net value	194,528,285.55
Unit Price	1,186.5909
Fund Type	Accumulation
Custody Bank	First Investment Bank Albania
Subcustody Bank	First Investment Bank Bulgaria Clearstream
Benchmark	WVP Benchmark
Standard deviation	16,39%
Risk class	6

Fees

Fees paid by investor:

up to 2.035.000	5.0%
2.035.001 - 3.400.000	4.5%
3.400.001 - 6.800.000	4.0%
6.800.001 - 13.600.000	3.5%
13.600.001 - 34.000.000	3.0%
34.000.001 - 68.000.000	2.5%
68.000.001 - 136.000.000	2.0%
136.000.001 - 340.000.000	1.5%
over 340.000.000	1.0%

Exit fee

not chargeable (0%)

Fees paid by the Fund:

Management fee	2% annually
Custody bank fee	0,2% annually

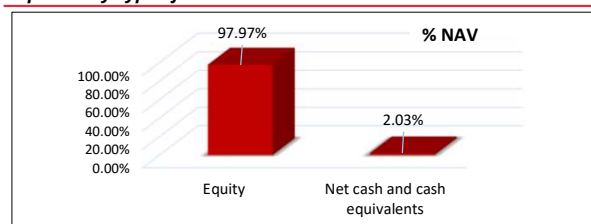
Performance

	WVP Top Invest %	WVP Benchmark ** %
1M	-1,56	-4,45%
3M	0,32	-1,09%
6M	3,47	3,15%
1 Year	20,85	20,78%
YTD	-1,56	-4,45%

Total Return since inception % 18,66

**WVP Benchmark Calculation : 30 % DOWJ / 70 % Stoxx Europe 50 - 2.5 % TER
Source of data: The Wall Street Journal
<http://quotes.wsj.com/index/DJIA/>

Exposure by Type of Instrument



The fund is not listed on the stock exchange and can not be traded. Official information, purchase and sale of units are done direct through WVP Fund Management Tirana

For purchase of units of WVP Top Invest please follow these payment instructions:

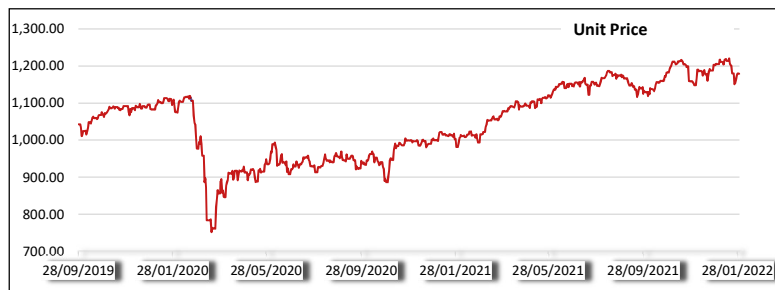
IBAN AL1821511031ALL1000011282800

The Portfolio Structure Report of the Fund is issued on a quarterly basis and is published on the web-site of the Company. The returns published in the report have been actually accomplished in the past and should be taken as an indicator, i.e. are not a guarantee for future returns. Detailed information on the Funds can be obtained from the Prospectus and the Statute of the Fund, published on the web-site www.wvpfunds.al, by phone at +355 (4) 22 24 525 or at the following email address: contact@wvpfunds.al

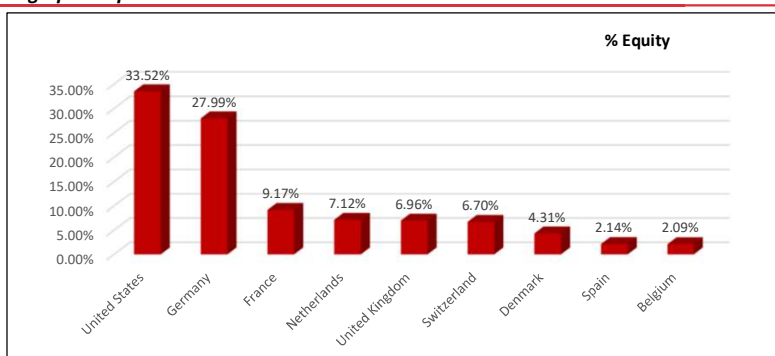
Top 10 Holdings

Novo Nordisk A/S	4.22%
Microsoft Corp	3.61%
Apple Inc	3.20%
Merck KGaA	3.02%
Facebook Inc	2.79%
LVMH Moet Hennessy Louis Vuitton SE	2.69%
Schneider Electric SE	2.46%
Procter & Gamble Co/The	2.44%
Nestle	2.33%
Walmart Inc	2.29%
Total	29.05%

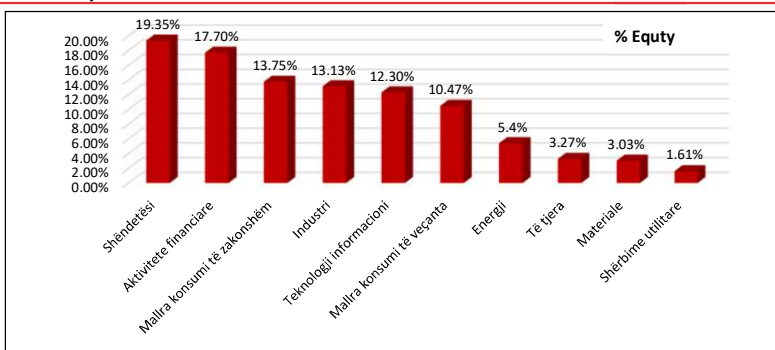
Unit price



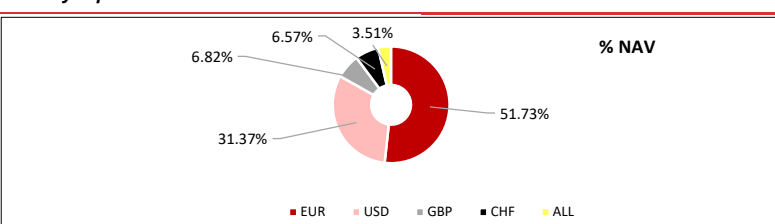
Geographic Exposure



Sectoral Exposure



Currency Exposure



No.	Name Of The Company	ISIN	Currency	No. Of Shares	Price	Exchange Rate	Value in ALL	%NAV
1	Novo Nordisk A/S	DK0060534915	EUR	770	88.1900	120.900000	8,209,871.67	4.22
2	Microsoft Corp	US5949181045	USD	209	310.7300	108.180000	7,025,487.22	3.61
3	Apple Inc	US0378331005	USD	330	174.5800	108.180000	6,232,401.25	3.20
4	Merck KGaA	DE0006599905	EUR	250	194.3000	120.900000	5,872,717.50	3.02
5	Facebook Inc	US30303M1027	USD	160	313.2500	108.180000	5,421,981.60	2.79
6	LVMH Moet Hennessy Louis Vuitton S	FR0000121014	EUR	60	722.6000	120.900000	5,241,740.40	2.69
7	Schneider Electric SE	FR0000121972	EUR	265	149.3600	120.900000	4,785,270.36	2.46
8	Procter & Gamble Co/The	US7427181091	USD	273	160.4500	108.180000	4,738,592.31	2.44
9	Nestle	CH0038863350	CHF	328	119.0800	116.120000	4,535,442.83	2.33
10	Walmart Inc	US9311421039	USD	295	139.7900	108.180000	4,461,132.25	2.29
11	Deutsche Post AG	DE0005552004	EUR	690	52.6900	120.900000	4,395,452.49	2.26
12	Diageo PLC	GB0002374006	GBP	800	37.2300	145.370000	4,329,700.08	2.23
13	Pfizer Inc	US7170811035	USD	735	52.7000	108.180000	4,190,298.21	2.15
14	Mastercard Inc	US57636Q1040	USD	100	386.0200	108.180000	4,175,964.36	2.15
15	SAP SE	DE0007164600	EUR	313	109.8000	120.900000	4,155,018.66	2.14
16	Roche Holding AG	CH0012032048	CHF	100	356.8500	116.120000	4,143,742.20	2.13
17	Deutsche Telekom AG	DE0005557508	EUR	2,054	16.5940	120.900000	4,120,764.79	2.12
18	Zurich Insurance Group AG	CH0011075394	CHF	80	440.6000	116.120000	4,092,997.76	2.10
19	Anheuser Busch Inbev NV	BE0974293251	EUR	590	55.7200	120.900000	3,974,563.32	2.04
20	Goldman Sachs Group Inc	US38141G1040	USD	102	354.4900	108.180000	3,911,570.28	2.01
21	Airbus SE	NL0000235190	EUR	285	112.1000	120.900000	3,862,573.65	1.99
22	SANOFI SA	FR0000120578	EUR	320	92.7400	120.900000	3,587,925.12	1.84
23	GlaxoSmithKline plc	GB0009252882	GBP	1,470	16.4280	145.370000	3,510,563.39	1.80
24	Siemens AG	DE0007236101	EUR	200	139.3800	120.900000	3,370,208.40	1.73
25	Adidas AG	DE000A1EWWW0	EUR	115	241.0500	120.900000	3,351,438.68	1.72
26	Fresenius Medical Care AG & Co. KG	DE0005785802	EUR	452	59.8800	120.900000	3,272,250.38	1.68
27	AXA SA	FR0000120628	EUR	965	27.9150	120.900000	3,256,801.18	1.67
28	Amazon.com Inc	US0231351067	USD	10	2,989.5300	108.180000	3,234,073.55	1.66
29	Intercontinental Exchange Inc	US45866F1049	USD	235	126.6400	108.180000	3,219,480.07	1.66
30	Allianz SE	DE0008404005	EUR	115	226.0500	120.900000	3,142,886.18	1.62
31	Berkshire Hathaway Inc	US0846707026	USD	88	312.9500	108.180000	2,979,233.93	1.53
32	Volkswagen Ag	DE0007664039	EUR	135	182.1400	120.900000	2,972,798.01	1.53
33	EXXON MOBIL CORP	US30231G1022	USD	350	75.9200	108.180000	2,874,558.96	1.48
34	Iberdrola SA	ES0144580Y14	EUR	2,268	10.1550	120.900000	2,784,513.19	1.43
35	TOTAL SA	FR0000120271	EUR	455	50.2100	120.900000	2,762,027.00	1.42
36	HeidelbergCement AG	DE0006047004	EUR	360	61.1600	120.900000	2,661,927.84	1.37
37	Bayerische Motoren Werke AG	DE0005190003	EUR	235	92.5800	120.900000	2,630,336.67	1.35
38	BNP Paribas SA	FR0000131104	EUR	345	62.9900	120.900000	2,627,344.40	1.35
39	Daimler AG	DE0007100000	EUR	300	69.4900	120.900000	2,520,402.30	1.30
40	ASML Holding NV	NL0010273215	EUR	35	594.2000	120.900000	2,514,357.30	1.29
41	Unilever PLC	GB00B10RZP78	EUR	455	45.3800	120.900000	2,496,331.11	1.28
42	Biogen Inc	US09062X1037	USD	100	225.6500	108.180000	2,441,081.70	1.25
43	ING Groep NV	NL0011821202	EUR	1,530	13.0600	120.900000	2,415,799.62	1.24
44	British Petroleum PLC	GB0007980591	GBP	4,250	3.8280	145.370000	2,365,024.53	1.22
45	Shell plc	GB00BP6MXD84	EUR	820	23.0400	120.900000	2,284,139.52	1.17
46	BASF SE	DE000BASF111	EUR	260	67.3100	120.900000	2,115,822.54	1.09
47	Lloyds Banking Group PLC	GB0008706128	GBP	27,850	0.5105	145.370000	2,066,787.07	1.06
48	Raytheon Technologies Corp	US75513E1010	USD	200	90.1700	108.180000	1,950,918.12	1.00
49	Visa Inc	US92826C8394	USD	75	225.9900	108.180000	1,833,569.87	0.94
50	Henkel AG & Co KGaA	DE0006048432	EUR	190	72.3400	120.900000	1,661,722.14	0.85
51	BOEING	US0970231058	USD	75	200.2300	108.180000	1,624,566.11	0.84
52	Fresenius SE & Co KGaA	DE0005785604	EUR	340	36.4550	120.900000	1,498,519.23	0.77
53	Salesforce.Com Inc	US79466L3024	USD	58	232.7000	108.180000	1,460,062.19	0.75
54	Telefonica SA	ES0178430E18	EUR	2,531	4.1285	120.900000	1,263,312.33	0.65
55	Carrier Global Corporation	US14448C1045	USD	200	47.6600	108.180000	1,031,171.76	0.53
56	Rio Tinto PLC	GB0007188757	GBP	132	51.8500	145.370000	994,941.35	0.51
57	Otis Worldwide Corporation	US68902V1070	USD	100	85.4000	108.180000	923,857.20	0.47
58	Daimler Truck Holding AG	DE000DTR0CK8	EUR	150	31.4050	120.900000	569,529.68	0.29
59	Siemens Energy AG	DE000ENER6Y0	EUR	100	19.7150	120.900000	238,354.35	0.12
60	VIATRIS INC ORD REG	US92556V1061	USD	91	14.9600	108.180000	147,271.92	0.08
61	IBERDROLA SA-INTERIM	ES0144583236	EUR	31	10.1550	120.900000	38,059.92	0.02