

Goals of the Fund

The Fund is created having in mind the clients who wish to harvest an attractive return by using the global growth of world economy, especially in the most developed economies of the world, such as the USA, Germany and Switzerland. Our goal is to build in our portfolio with the shares of the companies in Stoxx Euro 50 and DOWJ indexes. The return will be effectuated through investing the Fund's assets into shares of large companies that create global demand and are the main driving forces of economic development. Through investing in the Fund, the clients will be able to achieve diversification of their capital and accomplish their personal financial goals, while having high liquidity of the investment. *

* Detailed information can be found in the Prospectus.

Information about the Fund

Name of the Fund	WVP Top Invest
Inception Date	3/29/2018
Currency of the shares	LEK
Net value	235.777.817,82 ALL
Unit Price	1.123,6877
Fund Type	Accumulation
Custody Bank	First Investment Bank Albania
Subcustody Bank	First Investment Bank Bulgaria
	Clearstream
Benchmark	WVP Benchmark
Standard deviation	15,90%
Risk class	6

Fees

Fees paid by investor:

up to 2.035.000	5.0%
2.035.001 - 3.400.000	4.5%
3.400.001 - 6.800.000	4.0%
6.800.001 - 13.600.000	3.5%
13.600.001 - 34.000.000	3.0%
34.000.001 - 68.000.000	2.5%
68.000.001 - 136.000.000	2.0%
136.000.001 - 340.000.000	1.5%
over 340.000.000	1.0%

Exit fee not chargeable (0%)

Fees paid by the Fund:

Management fee	2% annually
Custody bank fee	0,2% annually

Performance

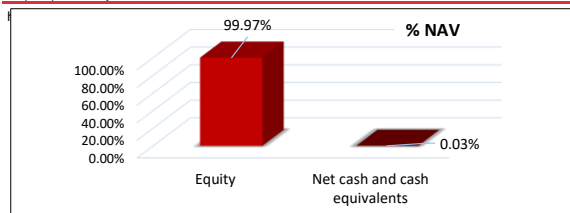
WVP Top Invest %	WVP Benchmark ** %
1M	3,17
3M	9,99
6M	5,16
1 Year	0,13
YTD	3,17
	0,54
	8,75
	3,00
	7,94
	0,54

Total Return since inception % 12,37

**WVP Benchmark Calculation : 30 % DOWJ / 70 % Stoxx Europe 50 - 2.5 % TER

Source of data: The Wall Street Journal

<http://quotes.wsj.com/index/DJIA/>



The fund is not listed on the stock exchange and can not be traded. Official information, purchase and sale of units are done direct through WVP Fund Management Tirana

For purchase of units of WVP Top Invest please follow these payment instructions:

IBAN AL1821511031 ALL1000011282800

SWIFT FINVALTR

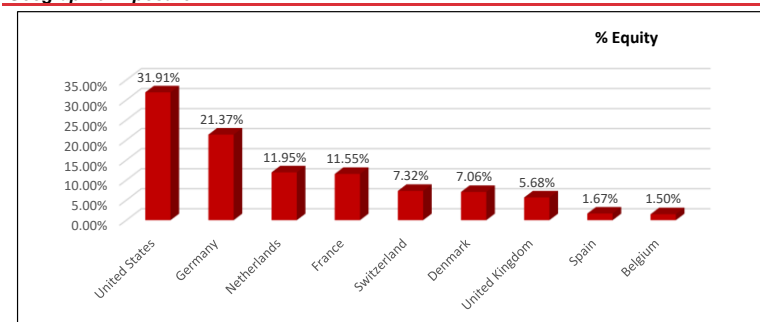
This Portfolio Structure Report of the Fund is issued on a quarterly basis and is published on the web-site of the Company. The returns published in the report have been actually accomplished in the past and should be taken as an indicator, i.e. are not a guarantee for future returns. Detailed information on the Funds can be obtained from the Prospectus and the Statute of the Fund, published on the web-site www.wvpfunds.al, by phone at +355 (4) 22 24 525 or at the following email address: contact@wvpfunds.al

Top 10 Holdings

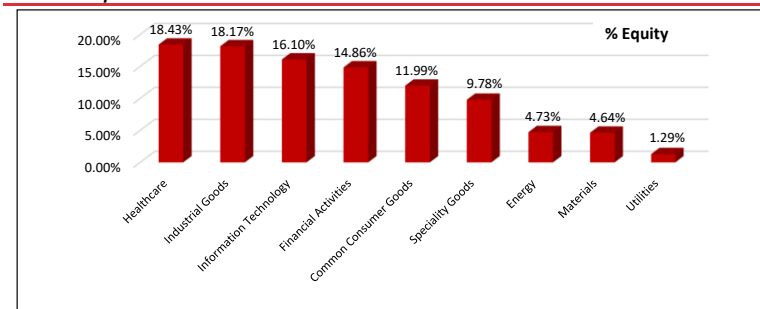
Novo Nordisk A/S	7.06%
ASML Holding NV	4.19%
LVMH Moet Hennessy Louis Vuitton SE	3.44%
Microsoft Corp	3.38%
Siemens AG	2.59%
Facebook Inc	2.54%
Apple Inc	2.48%
Unilever PLC	2.24%
Nestle	2.24%
SAP SE	2.22%
Total	32.38%



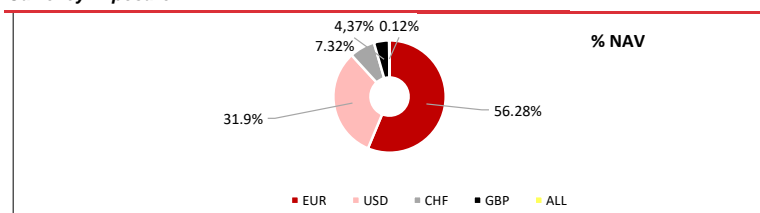
Geographic Exposure



Sectoral Exposure



Currency Exposure



No.	Name Of The Company	ISIN	Currency	No. Of Shares	Price	Exchange Rate	Value in ALL	%NAV
1	Novo Nordisk A/S	DK0060534915	EUR	1,540	103.9800	103.900000	16,637,423.88	7.06
2	ASML Holding NV	NL0010273215	EUR	119	798.2000	103.900000	9,869,024.62	4.19
3	LVMH Moet Hennessy Louis Vuitton SE	FR0000121014	EUR	101	773.2000	103.900000	8,113,883.48	3.44
4	Microsoft Corp	US5949181045	USD	209	397.3200	95.950000	7,967,676.49	3.38
5	Siemens AG	DE0007236101	EUR	353	166.4200	103.900000	6,103,736.41	2.59
6	Facebook Inc	US30303M1027	USD	160	389.9700	95.950000	5,986,819.44	2.54
7	Apple Inc	US0378331005	USD	330	184.3800	95.950000	5,838,116.13	2.48
8	Nestle	CH0038863350	CHF	483	98.5600	111.170000	5,292,190.04	2.24
9	Unilever PLC	GB00B10R2P78	EUR	1,127	45.1600	103.900000	5,288,023.75	2.24
10	SAP SE	DE0007164600	EUR	313	160.7800	103.900000	5,228,678.15	2.22
11	Schneider Electric SE	FR0000121972	EUR	265	182.8200	103.900000	5,033,674.47	2.13
12	Deutsche Telekom AG	DE0005557508	EUR	2,054	22.7250	103.900000	4,849,755.89	2.06
13	Walmart Inc	US9311421039	USD	295	165.2100	95.950000	4,676,310.35	1.98
14	Airbus SE	NL0000235190	EUR	285	147.7800	103.900000	4,375,987.47	1.86
15	Mastercard Inc	US57636Q1040	USD	100	448.8500	95.950000	4,306,715.75	1.83
16	Novartis AG	CH0012005267	CHF	418	89.4000	111.170000	4,154,333.96	1.76
17	Procter & Gamble Co/The	US7427181091	USD	273	157.0800	95.950000	4,114,608.50	1.75
18	Merck KGaA	DE0006599905	EUR	250	151.8000	103.900000	3,943,005.00	1.67
19	Zurich Insurance Group AG	CH0011075394	CHF	80	439.1000	111.170000	3,905,179.76	1.66
20	Goldman Sachs Group Inc	US38141G1040	USD	102	383.9400	95.950000	3,757,582.39	1.59
21	Roche Holding AG	CH0012032048	CHF	136	247.1000	111.170000	3,735,934.55	1.58
22	Anheuser Busch Inbev NV	BE0974293251	EUR	590	57.5000	103.900000	3,524,807.50	1.49
23	EXXON MOBIL CORP	US30231G1022	USD	350	102.7800	95.950000	3,451,609.35	1.46
24	Berkshire Hathaway Inc	US0846707026	USD	88	383.5600	95.950000	3,238,627.22	1.37
25	HeidelbergCement AG	DE0006047004	EUR	360	86.0600	103.900000	3,218,988.24	1.37
26	Deutsche Post AG	DE0005552004	EUR	690	44.4400	103.900000	3,185,948.04	1.35
27	BOEING	US0970231058	USD	156	211.0200	95.950000	3,158,589.56	1.34
28	JPMorgan Chase & Co.	US46625H1005	USD	187	174.3400	95.950000	3,128,121.60	1.33
29	AXA SA	FR0000120628	EUR	965	31.1550	103.900000	3,123,709.34	1.32
30	SANOFI SA	FR0000120578	EUR	320	93.3500	103.900000	3,103,700.80	1.32
31	Linde PLC	IE000S9YS762	EUR	79	375.0000	103.900000	3,078,037.50	1.31
32	Salesforce.Com Inc	US79466L3024	USD	111	280.9000	95.950000	2,991,711.41	1.27
33	Amazon.com Inc	US0231351067	USD	200	155.1000	95.950000	2,976,369.00	1.26
34	Allianz SE	DE0008404005	EUR	115	247.5000	103.900000	2,957,253.75	1.25
35	Intercontinental Exchange Inc	US45866F1049	USD	235	127.2500	95.950000	2,869,264.81	1.22
36	Iberdrola SA	ES0144580Y14	EUR	2,474	11.1600	103.900000	2,868,662.38	1.22
37	TOTAL SA	FR0000120271	EUR	455	60.1000	103.900000	2,841,197.45	1.21
38	Home Depot Inc	US4370761029	USD	83	352.7800	95.950000	2,809,487.00	1.19
39	Diageo PLC	GB0002374006	GBP	800	28.6000	121.560000	2,781,292.80	1.18
40	AIR LIQUIDE SA	FR0000120073	EUR	142	173.6600	103.900000	2,562,144.91	1.09
41	Shell plc	GB00BP6MXD84	EUR	820	29.0650	103.900000	2,476,279.87	1.05
42	British Petroleum PLC	GB0007980591	GBP	4,250	4.6245	121.560000	2,389,155.44	1.01
43	Biogen Inc	US09062X1037	USD	100	246.6500	95.950000	2,366,606.75	1.00
44	Bayerische Motoren Werke AG	DE0005190003	EUR	235	96.7100	103.900000	2,361,319.72	1.00
45	BNP Paribas SA	FR0000131104	EUR	345	62.5400	103.900000	2,241,777.57	0.95
46	GlaxoSmithKline plc	GB00BN7SWP63	GBP	1,176	15.6800	121.560000	2,241,527.50	0.95
47	Vinci SA	FR0000125486	EUR	175	117.0800	103.900000	2,128,807.10	0.90
48	Adidas AG	DE000A1EWWW0	EUR	115	176.2200	103.900000	2,105,564.67	0.89
49	ING Groep NV	NL0011821202	EUR	1,530	13.1900	103.900000	2,096,774.73	0.89
50	Adyen NV	NL0012969182	EUR	17	1,170.8000	103.900000	2,067,984.04	0.88
51	Safran SA	FR0000073272	EUR	114	173.4200	103.900000	2,054,090.53	0.87
52	Prosus NV	NL0013654783	EUR	699	27.5300	103.900000	1,999,396.53	0.85
53	Visa Inc	US92826C8394	USD	75	273.1800	95.950000	1,965,871.58	0.83
54	Daimler AG	DE0007100000	EUR	300	62.8600	103.900000	1,959,346.20	0.83
55	Pfizer Inc	US7170811035	USD	735	27.0600	95.950000	1,908,359.15	0.81
56	Bayer AG	DE000BAY0017	EUR	621	28.9600	103.900000	1,868,554.22	0.79
57	Caterpillar Inc	US1491231015	USD	62	300.2800	95.950000	1,786,335.69	0.76
58	Raytheon Technologies Corp	US75513E1010	USD	200	91.1200	95.950000	1,748,592.80	0.74
59	Fresenius Medical Care AG & Co. KGaA	DE0005785802	EUR	452	35.8900	103.900000	1,685,494.89	0.71
60	Volkswagen Ag	DE0007664039	EUR	135	119.9000	103.900000	1,681,777.35	0.71
61	Lloyds Banking Group PLC	GB0008706128	GBP	27,850	0.4254	121.560000	1,439,999.46	0.61
62	Henkel AG & Co KGaA	DE0006048432	EUR	190	71.0200	103.900000	1,402,005.82	0.59
63	BASF SE	DE000BASF111	EUR	260	44.3850	103.900000	1,199,016.39	0.51
64	McDonald's Corp	US5801351017	USD	42	292.5800	95.950000	1,179,068.14	0.50
65	Carrier Global Corporation	US14448C1045	USD	200	54.6900	95.950000	1,049,501.10	0.45
66	Kering SA	FR0000121485	EUR	26	383.1000	103.900000	1,034,906.34	0.44
67	Telefonica SA	ES0178430E18	EUR	2,531	3.7690	103.900000	991,137.32	0.42
68	3M Co	US88579Y1010	USD	108	94.3000	95.950000	977,193.18	0.41
69	Fresenius SE & Co KGaA	DE0005785604	EUR	340	26.1500	103.900000	923,774.90	0.39
70	Rio Tinto PLC	GB0007188757	GBP	132	55.0300	121.560000	883,006.98	0.37
71	Otis Worldwide Corporation	US68902V1070	USD	100	88.3800	95.950000	848,006.10	0.36
72	HALEON PLC ORD	GB00BMX86B70	GBP	1,470	3.2150	121.560000	574,498.64	0.24
73	Daimler Truck Holding AG	DE000DTR0CK8	EUR	150	33.2500	103.900000	518,201.25	0.22
74	Sandoz Group AG	CH1243598427	CHF	53	29.7800	111.170000	175,464.06	0.07
75	Siemens Energy AG	DE000ENER6Y0	EUR	100	13.9850	103.900000	145,304.15	0.06
76	VIATRIS INC ORD REG	US92556V1061	USD	91	11.7700	95.950000	102,769.17	0.04
77	IBERDROLA SA-INTERIM	ES0144583236	EUR	31	11.1600	103.900000	35,945.24	0.02
78	Telefonica SA	ES0178430E18	EUR	81	3.7690	103.900000	31,719.53	0.01
79	Euroapi SAS	FR0014008VX5	EUR	13	6.202	103.900000	8377.0414	0.00
80	IBERDROLA SA-INTERIM	ES0144583285	EUR	1	11.16	103.900000	1159.524	0.0005