

### Goals of the Fund

The Fund is created having in mind the clients who wish to harvest an attractive return by using the global growth of world economy, especially in the most developed economies of the world, such as the USA, Germany and Switzerland. Our goal is to build in our portfolio with the shares of the companies in Stoxx Euro 50 and DOWJ indexes. The return will be effectuated through investing the Fund's assets into shares of large companies that create global demand and are the main driving forces of economic development. Through investing in the Fund, the clients will be able to achieve diversification of their capital and accomplish their personal financial goals, while having high liquidity of the investment. \*

\* Detailed information can be found in the Prospectus.

### Information about the Fund

Name of the Fund	WVP Top Invest
Inception Date	29/03/2018
Currency of the shares	LEK
Net value	92.979.731,04
Unit Price	1.023,2069
Fund Type	Accumulation
Custody Bank	First Investment Bank Albania
Subcustody Bank	First Investment Bank Bulgaria
Benchmark	WVP Benchmark
Standard deviation	11.94%
Risk class	5

### Fees

Fees paid by investor:

up to 2.035.000	5.0%
2.035.001 - 3.400.000	4.5%
3.400.001 - 6.800.000	4.0%
6.800.001 - 13.600.000	3.5%
13.600.001 - 34.000.000	3.0%
34.000.001 - 68.000.000	2.5%
68.000.001 - 136.000.000	2.0%
136.000.001 - 340.000.000	1.5%
over 340.000.000	1.0%

### Exit fee

not chargeable (0%)

### Fees paid by the Fund:

Management fee	2% annually
Custody bank fee	0,2% annually

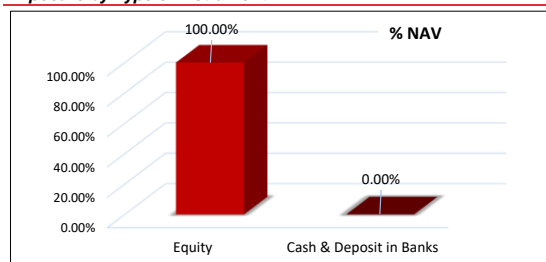
### Performance

	WVP Top Invest	WVP Benchmark **
1M	0.93%	2.51%
3M	13.96%	13.04%
6M	-0.76%	1.41%
1 Year	2.31%	8.97%
YTD	13.96%	13.04%

Total Return since inception 2.32%

\*\*WVP Benchmark Calculation : 30 % DOWJ / 70 % Stoxx Europe 50  
Source of data: The Wall Street Journal  
<http://quotes.wsj.com/index/DJIA/>

### Exposure by Type of Instrument



The fund is not listed on the stock exchange and can not be traded. Official information, purchase and sale of units are done direct through WVP Fund Management Tirana

For purchase of units of WVP Top Invest please follow these payment instructions:

IBAN **AL1821511031ALL1000011282800**  
SWIFT **FINVALTR**

The Portfolio Structure Report of the Fund is issued on a quarterly basis and is published on the web-site of the Company. The returns published in the report have been actually accomplished in the past and should be taken as an indicator, i.e. are not a guarantee for future returns. Detailed information on the Funds can be obtained from the Prospectus and the Statute of the Fund, published on the web-site [www.wvpfunds.al](http://www.wvpfunds.al), by phone at +355 (4) 22 24 525 or at the following email address: [contact@wvpfunds.al](mailto:contact@wvpfunds.al)

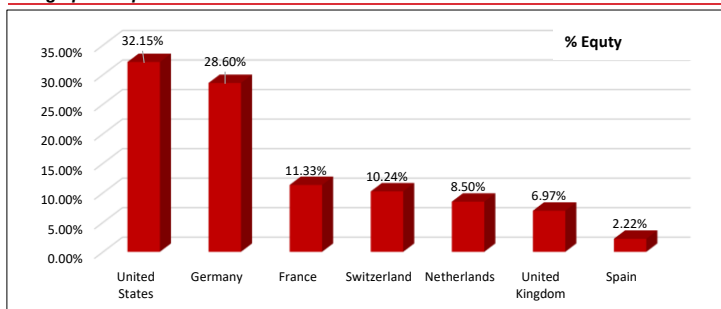
### Top 10 Holdings

Procter & Gamble Co/The	4.12%
Diageo PLC	4.05%
Nestle	3.75%
Pfizer Inc	3.75%
Walmart Inc	3.46%
BOEING	3.44%
Apple Inc	3.42%
Merck KGaA	3.41%
EXXON MOBIL CORP	3.40%
SANOFI SA	3.39%
<b>Total</b>	<b>36.19%</b>

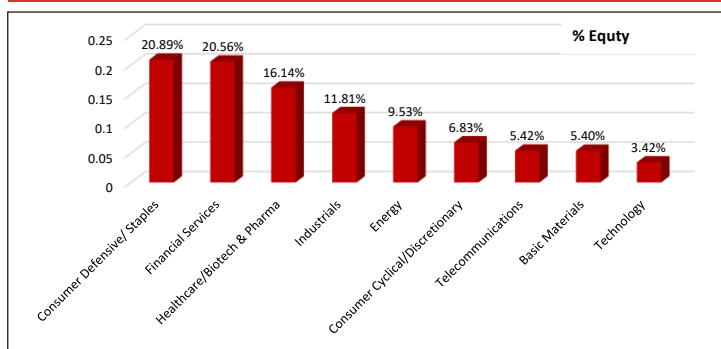
### Unit price



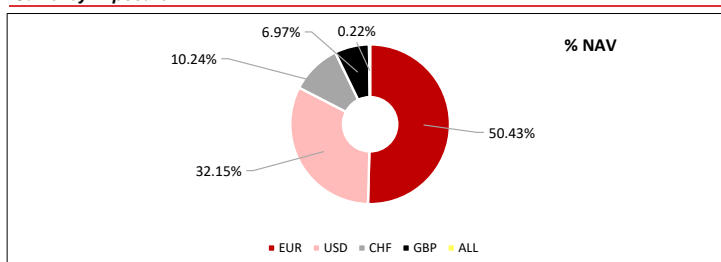
### Geographic Exposure



### Sectoral Exposure



### Currency Exposure



No.	Name Of The Company	ISIN	Currency	No. Of Shares	Price	Exchange Rate	Value in ALL	% NAV
1	Procter & Gamble Co/The	US7427181091	USD	330	104.0400	111.670000	3,833,988.44	4.12%
2	Diageo PLC	GB0002374006	GBP	800	32.3400	145.440000	3,762,823.68	4.05%
3	Nestle	CH0038863350	CHF	328	94.9000	112.130000	3,490,292.94	3.75%
4	Pfizer Inc	US7170811035	USD	735	42.4700	111.670000	3,485,829.30	3.75%
5	Walmart Inc	US9311421039	USD	295	97.5200	111.670000	3,212,567.23	3.46%
6	BOEING	US0970231058	USD	75	381.4200	111.670000	3,194,487.86	3.44%
7	Apple Inc	US0378331005	USD	150	189.9400	111.670000	3,181,589.97	3.42%
8	Merck KGaA	DE0006599905	EUR	250	101.3000	125.340000	3,174,235.50	3.41%
9	EXXON MOBIL CORP	US30231G1022	USD	350	80.7900	111.670000	3,157,636.76	3.40%
10	SANOFI SA	FR0000120578	EUR	320	78.6900	125.340000	3,156,161.47	3.39%
11	Roche Holding AG	CH0012032048	CHF	100	274.2000	112.130000	3,074,604.60	3.31%
12	Facebook Inc	US30303M1027	USD	160	166.6600	111.670000	2,977,747.55	3.20%
13	Unilever NV	NL0000093555	EUR	455	51.8700	125.340000	2,958,130.54	3.18%
14	Zurich Insurance Group AG	CH0011075394	CHF	80	329.5000	112.130000	2,955,746.80	3.18%
15	HeidelbergCement AG	DE0006047004	EUR	360	63.9800	125.340000	2,886,931.15	3.10%
16	UNITED TECHNOLOGIES CORP	US9130171096	USD	200	128.9100	111.670000	2,879,075.94	3.10%
17	Royal Dutch Shell PLC	GB00B03MLX29	EUR	820	27.9700	125.340000	2,874,723.04	3.09%
18	Allianz SE	DE0008404005	EUR	115	198.0400	125.340000	2,854,568.36	3.07%
19	TOTAL SA	FR0000120271	EUR	455	49.5200	125.340000	2,824,110.74	3.04%
20	Lloyds Banking Group PLC	GB0008706128	GBP	27,850	0.6700	145.440000	2,713,837.68	2.92%
21	AXA SA	FR0000120628	EUR	965	22.4200	125.340000	2,711,768.50	2.92%
22	Deutsche Post AG	DE0005552004	EUR	690	28.9800	125.340000	2,506,323.71	2.70%
23	Siemens AG	DE0007236101	EUR	200	95.8300	125.340000	2,402,266.44	2.58%
24	Volkswagen Ag	DE0007664039	EUR	135	140.3000	125.340000	2,374,002.27	2.55%
25	Henkel AG & Co KGaA	DE0006048432	EUR	190	90.9400	125.340000	2,165,699.72	2.33%
26	BASF SE	DE000BASF111	EUR	260	65.5000	125.340000	2,134,540.20	2.30%
27	Fresenius SE & Co KGaA	DE0005785604	EUR	340	49.6200	125.340000	2,114,586.07	2.27%
28	ING Groep NV	NL0011821202	EUR	1,530	10.7720	125.340000	2,065,748.59	2.22%
29	Telefonica SA	ES0178430E18	EUR	2,200	7.4780	125.340000	2,062,043.54	2.22%
30	Bayerische Motoren Werke AG	DE0005190003	EUR	235	68.4700	125.340000	2,016,777.00	2.17%
31	Intercontinental Exchange Inc	US45866F1049	USD	235	76.1200	111.670000	1,997,575.29	2.15%
32	Berkshire Hathaway Inc	US0846707026	USD	88	200.8400	111.670000	1,973,646.65	2.12%
33	Daimler AG	DE0007100000	EUR	300	52.1600	125.340000	1,961,320.32	2.11%
34	BNP Paribas SA	FR0000131104	EUR	345	42.6100	125.340000	1,842,554.40	1.98%