

**Goals of the Fund**

The Fund is created having in mind the clients who wish to harvest an attractive return by using the global growth of world economy, especially in the most developed economies of the world, such as the USA, Germany and Switzerland. Our goal is to build in our portfolio with the shares of the companies in Stoxx Euro 50 and DOWJ indexes. The return will be effectuated through investing the Fund's assets into shares of large companies that create global demand and are the main driving forces of economic development. Through investing in the Fund, the clients will be able to achieve diversification of their capital and accomplish their personal financial goals, while having high liquidity of the investment. \*

\* Detailed information can be found in the Prospectus.

**Information about the Fund**

Name of the Fund	WVP Top Invest
Inception Date	3/29/2018
Currency of the shares	LEK
Net value	<b>191,546,795.84</b>
Unit Price	<b>1,152.7426</b>
Fund Type	Accumulation
Custody Bank	First Investment Bank Albania
Subcustody Bank	First Investment Bank Bulgaria Clearstream
Benchmark	WVP Benchmark
Standard deviation	16,60%
Risk class	6

**Fees**

Fees paid by investor:

up to 2.035.000	5.0%
2.035.001 - 3.400.000	4.5%
3.400.001 - 6.800.000	4.0%
6.800.001 - 13.600.000	3.5%
13.600.001 - 34.000.000	3.0%
34.000.001 - 68.000.000	2.5%
68.000.001 - 136.000.000	2.0%
136.000.001 - 340.000.000	1.5%
over 340.000.000	1.0%

Exit fee: not chargeable (0%)

Fees paid by the Fund:

Management fee	2% annually
Custody bank fee	0,2% annually

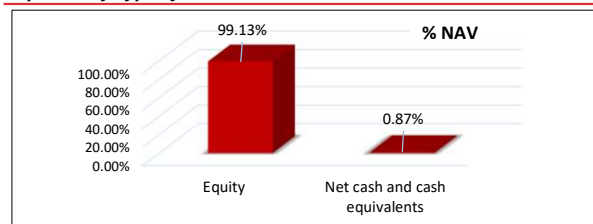
**Performance**

	WVP Top Invest %	WVP Benchmark ** %
1M	2,00	-0.06%
3M	-4,37	-5.06%
6M	2,02	3.90%
1 Year	6,94	9.09%
YTD	-4,37	-5.06%

Total Return since inception % 15,27

\*\*WVP Benchmark Calculation : 30 % DOWJ / 70 % Stoxx Europe 50 - 2.5 % TER  
Source of data: The Wall Street Journal  
<http://quotes.wsj.com/index/DJIA/>

**Exposure by Type of Instrument**



The fund is not listed on the stock exchange and can not be traded. Official information, purchase and sale of units are done direct through WVP Fund Management Tirana

For purchase of units of WVP Top Invest please follow these payment instructions:

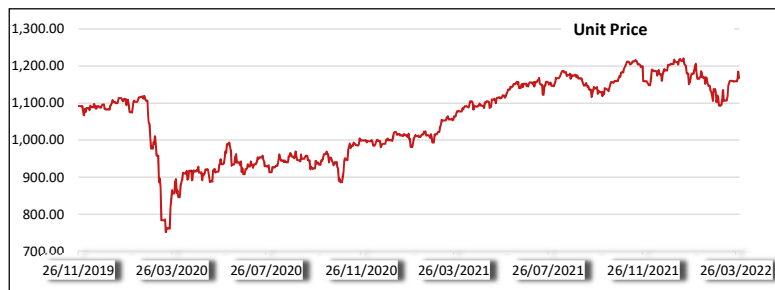
IBAN: **AL1821511031ALL1000011282800**

The Portfolio Structure Report of the Fund is issued on a quarterly basis and is published on the web-site of the Company. The returns published in the report have been actually accomplished in the past and should be taken as an indicator, i.e. are not a guarantee for future returns. Detailed information on the Funds can be obtained from the Prospectus and the Statute of the Fund, published on the web-site [www.wvpfunds.al](http://www.wvpfunds.al), by phone at +355 (4) 22 54 25 or at the following email address: [contact@wvpfunds.al](mailto:contact@wvpfunds.al)

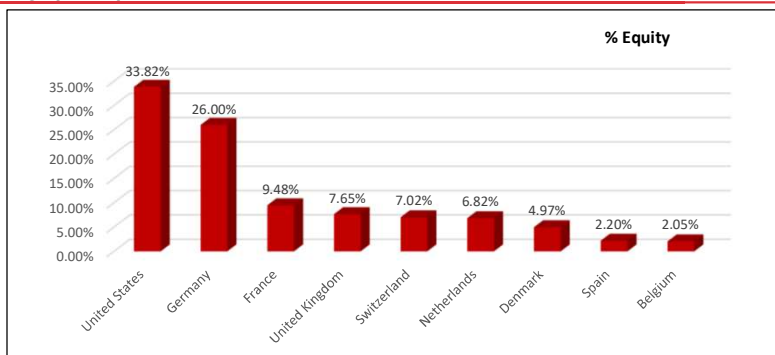
**Top 10 Holdings**

Novo Nordisk A/S	4.92%
Microsoft Corp	3.67%
Apple Inc	3.29%
Merck KGaA	3.02%
Schneider Electric SE	2.56%
Walmart Inc	2.51%
LVMH Moet Hennessy Louis Vuitton SE	2.47%
Nestle	2.44%
Procter & Gamble Co/The	2.38%
Diageo PLC	2.31%
<b>Total</b>	<b>29.57%</b>

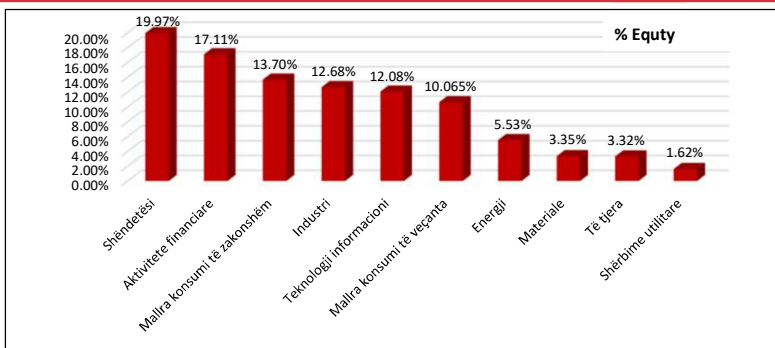
**Unit price**



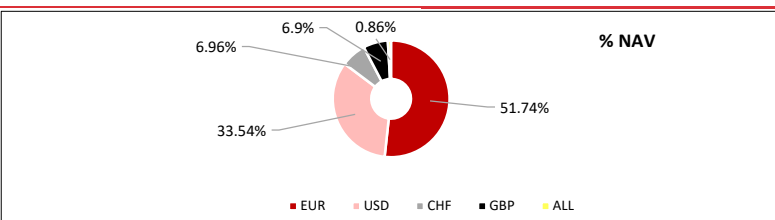
**Geographic Exposure**



**Sectoral Exposure**



**Currency Exposure**



No.	Name Of The Company	ISIN	Currency	No. Of Shares	Price	Exchange Rate	Value in ALL	%NAV
1	Novo Nordisk A/S	DK0060534915	EUR	770	100.7000	121.620000	9,430,293.18	4.92
2	Microsoft Corp	US5949181045	USD	209	308.0800	109.280000	7,036,399.32	3.67
3	Apple Inc	US0378331005	USD	330	174.6700	109.280000	6,299,019.41	3.29
4	Merck KGaA	DE0006599905	EUR	250	190.2500	121.620000	5,784,551.25	3.02
5	Schneider Electric SE	FR0000121972	EUR	265	152.1600	121.620000	4,904,010.29	2.56
6	Walmart Inc	US9311421039	USD	295	148.9400	109.280000	4,801,468.14	2.51
7	LVMH Moet Hennessy Louis Vuitton S	FR0000121014	EUR	60	649.4000	121.620000	4,738,801.68	2.47
8	Nestle	CH0038863350	CHF	328	120.2000	118.320000	4,664,836.99	2.44
9	Procter & Gamble Co/The	US7427181091	USD	273	152.8000	109.280000	4,558,549.63	2.38
10	Diageo PLC	GB0002374006	GBP	800	38.6350	143.430000	4,433,134.44	2.31
11	Roche Holding AG	CH0012032048	CHF	100	366.4500	118.320000	4,335,836.40	2.26
12	Zurich Insurance Group AG	CH0011075394	CHF	80	456.8000	118.320000	4,323,886.08	2.26
13	Deutsche Telekom AG	DE0005557508	EUR	2,054	16.9800	121.620000	4,241,731.01	2.21
14	Pfizer Inc	US7170811035	USD	735	51.7700	109.280000	4,158,207.82	2.17
15	Mastercard Inc	US57636Q1040	USD	100	357.4200	109.280000	3,905,885.76	2.04
16	Anheuser Busch Inbev NV	BE0974293251	EUR	590	54.2600	121.620000	3,893,469.71	2.03
17	Facebook Inc	US30303M1027	USD	160	222.3000	109.280000	3,886,871.04	2.03
18	SAP SE	DE0007164600	EUR	313	101.0600	121.620000	3,847,057.08	2.01
19	Airbus SE	NL0000235190	EUR	285	110.3600	121.620000	3,825,265.21	2.00
20	Goldman Sachs Group Inc	US38141G1040	USD	102	330.1000	109.280000	3,679,479.46	1.92
21	Deutsche Post AG	DE0005552004	EUR	690	43.5400	121.620000	3,653,781.01	1.91
22	SANOFI SA	FR0000120578	EUR	320	92.5100	121.620000	3,600,341.18	1.88
23	Amazon.com Inc	US0231351067	USD	10	3,259.4400	109.280000	3,561,916.03	1.86
24	GlaxoSmithKline plc	GB0009252882	GBP	1,470	16.4720	143.430000	3,472,991.07	1.81
25	Berkshire Hathaway Inc	US0846707026	USD	88	352.9300	109.280000	3,394,000.76	1.77
26	Intercontinental Exchange Inc	US45866F1049	USD	235	132.1300	109.280000	3,393,204.10	1.77
27	Fresenius Medical Care AG & Co. KG	DE0005785802	EUR	452	60.8600	121.620000	3,345,610.53	1.75
28	EXXON MOBIL CORP	US30231G1022	USD	350	82.6200	109.280000	3,160,049.76	1.65
29	AXA SA	FR0000120628	EUR	965	26.5600	121.620000	3,117,169.25	1.63
30	Siemens AG	DE0007236101	EUR	200	125.9000	121.620000	3,062,391.60	1.60
31	Allianz SE	DE0008404005	EUR	115	216.4500	121.620000	3,027,334.64	1.58
32	Adidas AG	DE000A1EWVW0	EUR	115	212.2000	121.620000	2,967,892.86	1.55
33	Iberdrola SA	ES0144580Y14	EUR	2,306	9.9180	121.620000	2,781,559.83	1.45
34	ASML Holding NV	NL0010273215	EUR	35	610.0000	121.620000	2,596,587.00	1.36
35	Salesforce.Com Inc	US79466L3024	USD	111	212.3600	109.280000	2,575,943.79	1.34
36	Volkswagen Ag	DE0007664039	EUR	135	156.8600	121.620000	2,575,437.28	1.34
37	TOTAL SA	FR0000120271	EUR	455	46.0300	121.620000	2,547,166.71	1.33
38	Shell plc	GB00BP6MXD84	EUR	820	24.9550	121.620000	2,488,722.22	1.30
39	Daimler AG	DE0007100000	EUR	300	63.4800	121.620000	2,316,131.28	1.21
40	Biogen Inc	US09062X1037	USD	100	210.5800	109.280000	2,301,218.24	1.20
41	British Petroleum PLC	GB0007980591	GBP	4,250	3.7530	143.430000	2,287,744.36	1.19
42	Unilever PLC	GB00B10RZP78	EUR	455	40.9450	121.620000	2,265,777.56	1.18
43	HeidelbergCement AG	DE0006047004	EUR	360	51.6600	121.620000	2,261,840.11	1.18
44	Bayerische Motoren Werke AG	DE0005190003	EUR	235	78.5900	121.620000	2,246,157.21	1.17
45	BNP Paribas SA	FR0000131104	EUR	345	51.9200	121.620000	2,178,506.09	1.14
46	Raytheon Technologies Corp	US75513E1010	USD	200	99.0700	109.280000	2,165,273.92	1.13
47	Lloyds Banking Group PLC	GB0008706128	GBP	27,850	0.4705	143.430000	1,879,424.25	0.98
48	Visa Inc	US92826C8394	USD	75	222.3100	109.280000	1,822,052.76	0.95
49	Kering SA	FR0000121485	EUR	26	575.4000	121.620000	1,819,483.85	0.95
50	ING Groep NV	NL0011821202	EUR	1,530	9.5110	121.620000	1,769,793.56	0.92
51	BASF SE	DE000BASF111	EUR	260	51.7700	121.620000	1,637,029.52	0.85
52	BOEING	US0970231058	USD	75	191.5000	109.280000	1,569,534.00	0.82
53	Henkel AG & Co KGaA	DE0006048432	EUR	190	60.5400	121.620000	1,398,946.21	0.73
54	Fresenius SE & Co KGaA	DE0005785604	EUR	340	33.4150	121.620000	1,381,736.98	0.72
55	Telefonica SA	ES0178430E18	EUR	2,531	4.3885	121.620000	1,350,869.04	0.71
56	Linde PLC	IE00BZ12WP82	EUR	37	290.5000	121.620000	1,307,232.57	0.68
57	Rio Tinto PLC	GB0007188757	GBP	132	60.8100	143.430000	1,151,301.14	0.60
58	Carrier Global Corporation	US14448C1045	USD	200	45.8800	109.280000	1,002,753.28	0.52
59	Otis Worldwide Corporation	US68902V1070	USD	100	76.9200	109.280000	840,581.76	0.44
60	Daimler Truck Holding AG	DE000DTR0CK8	EUR	150	25.3400	121.620000	462,277.62	0.24
61	Siemens Energy AG	DE000ENER6Y0	EUR	100	20.6700	121.620000	251,388.54	0.13
62	VIATRIS INC ORD REG	US92556V1061	USD	91	10.87	109.28	108096.4976	0.05643
63	IBERDROLA SA-INTERIM	ES0144583236	EUR	31	9.918	121.62	37393.04196	0.01952