

Goals of the Fund

The Fund is created having in mind the clients who wish to harvest an attractive return by using the global growth of world economy, especially in the most developed economies of the world, such as the USA, Germany and Switzerland. Our goal is to build in our portfolio with the shares of the companies in Stoxx Euro 50 and DOWJ indexes. The return will be effectuated through investing the Fund's assets into shares of large companies that create global demand and are the main driving forces of economic development. Through investing in the Fund, the clients will be able to achieve diversification of their capital and accomplish their personal financial goals, while having high liquidity of the investment. *

* Detailed information can be found in the Prospectus.

Information about the Fund

Name of the Fund	WVP Top Invest
Inception Date	3/29/2018
Currency of the shares	LEK
Net value	212.318.453,60 ALL
Unit Price	1.121,2878
Fund Type	Accumulation
Custody Bank	First Investment Bank Albania
Subcustody Bank	First Investment Bank Bulgaria Clearstream
Benchmark	WVP Benchmark
Standard deviation	16,43%
Risk class	6

Fees

Fees paid by investor:

	up to 2.035.000	5.0%
	2.035.001 - 3.400.000	4.5%
	3.400.001 - 6.800.000	4.0%
	6.800.001 - 13.600.000	3.5%
Entry commission	13.600.001 - 34.000.000	3.0%
	34.000.001 - 68.000.000	2.5%
	68.000.001 - 136.000.000	2.0%
	136.000.001 - 340.000.000	1.5%
	over 340.000.000	1.0%

Exit fee not chargeable (0%)

Fees paid by the Fund:

Management fee	2% annually
Custody bank fee	0,2% annually

Performance

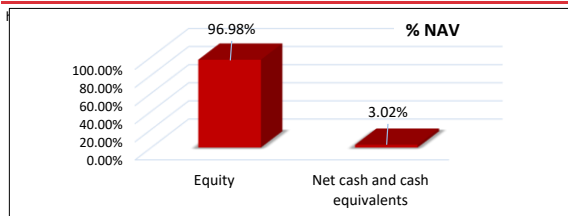
	WVP Top Invest %	WVP Benchmark ** %
1M	0,49	-1,86%
3M	7,54	2,78%
6M	13,93	11,72%
1 Year	-2,73	1,23%
YTD	7,54	2,78%

Total Return since inception % 12,13

**WVP Benchmark Calculation : 30 % DOWJ / 70 % Stoxx Europe 50 - 2.5 % TER

Source of data: The Wall Street Journal

<http://quotes.wsj.com/index/DJIA/>



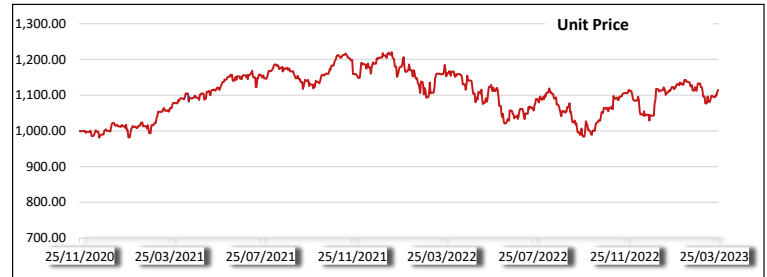
The fund is not listed on the stock exchange and can not be traded. Official information, purchase and sale of units are done direct through WVP Fund Management Tirana. For purchase of units of WVP Top Invest please follow these payment instructions:

IBAN **AL1821511031ALL1000011282800**

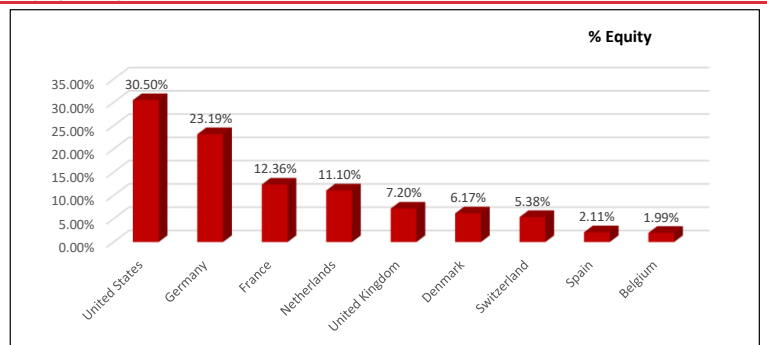
The Portfolio Structure Report of the Fund is issued on a quarterly basis and is published on the web-site of the Company. The returns published in the report have been actually accomplished in the past and should be taken as an indicator, i.e. are not a guarantee for future returns. Detailed information on the Funds can be obtained from the Prospectus and the Statute of the Fund, published on the web-site www.wvpfunds.al, by phone at +355 (4) 22 24 525 or at the following email address: contact@wvpfunds.al

Top 10 Holdings

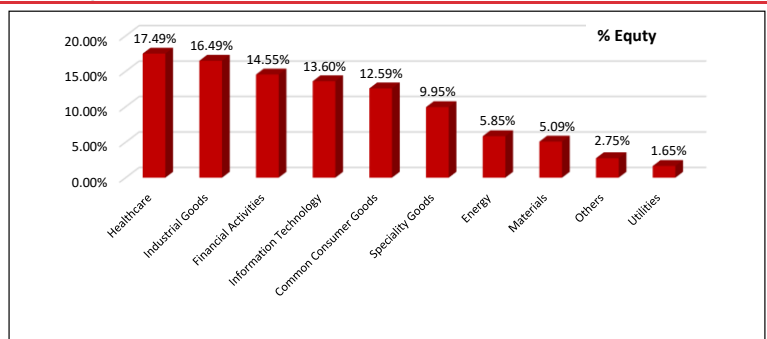
Novo Nordisk A/S	5.99%
LVMH Moet Hennessy Louis Vuitton SE	3.51%
ASML Holding NV	3.13%
Microsoft Corp	2.95%
Apple Inc	2.66%
Deutsche Telekom AG	2.45%
Merck KGaA	2.29%
Schneider Electric SE	2.17%
Walmart Inc	2.13%
Siemens AG	2.01%
Total	29.29%



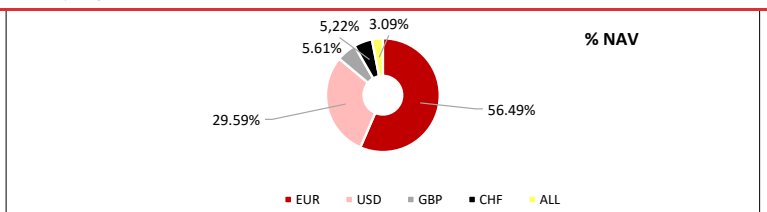
Geographic Exposure



Sectoral Exposure



Currency Exposure



No.	Name Of The Company	ISIN	Currency	No. Of Shares	Price	Exchange Rate	Value in ALL	%NAV
1	Novo Nordisk A/S	DK0060534915	EUR	770	145.8000	113.210000	12,709,633.86	5.99
2	LVMH Moet Hennessy Louis Vuitton SE	FR0000121014	EUR	78	843.7000	113.210000	7,450,191.61	3.51
3	ASML Holding NV	NL0010273215	EUR	94	625.2000	113.210000	6,653,215.85	3.13
4	Microsoft Corp	US5949181045	USD	209	288.2200	103.960000	6,262,340.40	2.95
5	Apple Inc	US0378331005	USD	330	164.8200	103.960000	5,654,446.78	2.66
6	Deutsche Telekom AG	DE0005557508	EUR	2,054	22.3750	113.210000	5,202,933.48	2.45
7	Merck KGaA	DE0006599905	EUR	250	171.9000	113.210000	4,865,199.75	2.29
8	Schneider Electric SE	FR0000121972	EUR	265	153.2400	113.210000	4,597,299.61	2.17
9	Walmart Inc	US9311421039	USD	295	147.3900	103.960000	4,520,186.00	2.13
10	Siemens AG	DE0007236101	EUR	252	149.2800	113.210000	4,258,797.18	2.01
11	Procter & Gamble Co/The	US7427181091	USD	273	148.5900	103.960000	4,217,144.68	1.99
12	Nestle	CH0038863350	CHF	328	111.4400	113.420000	4,145,764.13	1.95
13	SAP SE	DE0007164600	EUR	313	116.1600	113.210000	4,116,098.24	1.94
14	Anheuser Busch Inbev NV	BE0974293251	EUR	590	61.3300	113.210000	4,096,469.89	1.93
15	EXXON MOBIL CORP	US30231G1022	USD	350	109.5700	103.960000	3,986,814.02	1.88
16	Airbus SE	NL0000235190	EUR	285	123.2800	113.210000	3,977,610.71	1.87
17	Zurich Insurance Group AG	CH0011075394	CHF	80	437.7000	113.420000	3,971,514.72	1.87
18	Mastercard Inc	US57636Q1040	USD	100	363.3200	103.960000	3,777,074.72	1.78
19	Diageo PLC	GB0002374006	GBP	800	36.1350	128.610000	3,717,857.88	1.75
20	SANOFI SA	FR0000120578	EUR	320	99.9500	113.210000	3,620,908.64	1.71
21	Facebook Inc	US30303M1027	USD	160	211.9000	103.960000	3,524,659.84	1.66
22	Goldman Sachs Group Inc	US38141G1040	USD	102	326.9800	103.960000	3,467,269.76	1.63
23	BOEING	US0970231058	USD	156	212.3500	103.960000	3,443,841.34	1.62
24	Deutsche Post AG	DE0005552004	EUR	690	43.1000	113.210000	3,366,752.19	1.59
25	Iberdrola SA	ES0144580Y14	EUR	2,410	11.4800	113.210000	3,132,158.43	1.48
26	Pfizer Inc	US7170811035	USD	735	40.7800	103.960000	3,116,024.27	1.47
27	AXA SA	FR0000120628	EUR	965	28.1650	113.210000	3,076,960.06	1.45
28	Roche Holding AG	CH0012032048	CHF	100	260.9000	113.420000	2,959,127.80	1.39
29	Linde PLC	IE00059YS762	EUR	79	324.1000	113.210000	2,898,617.52	1.37
30	Biogen Inc	US09062X1037	USD	100	278.0200	103.960000	2,890,295.92	1.36
31	Berkshire Hathaway Inc	US0846707026	USD	88	308.2300	103.960000	2,819,835.99	1.33
32	Adyen NV	NL0012969182	EUR	17	1,459.2000	113.210000	2,808,332.54	1.32
33	TOTAL SA	FR0000120271	EUR	455	54.3600	113.210000	2,800,113.50	1.32
34	British Petroleum PLC	GB0007980591	GBP	4,250	5.1080	128.610000	2,791,994.49	1.32
35	Allianz SE	DE0008404005	EUR	115	213.2500	113.210000	2,776,333.74	1.31
36	HeidelbergCement AG	DE0006047004	EUR	360	67.4600	113.210000	2,749,372.78	1.29
37	Bayerische Motoren Werke AG	DE0005190003	EUR	235	100.6800	113.210000	2,678,525.96	1.26
38	Prosus NV	NL0013654783	EUR	321	71.9400	113.210000	2,614,329.10	1.23
39	Intercontinental Exchange Inc	US45866F1049	USD	235	104.2700	103.960000	2,547,378.66	1.20
40	AIR LIQUIDE SA	FR0000120073	EUR	142	154.2000	113.210000	2,478,891.44	1.17
41	Shell plc	GB00BP6MXD84	EUR	820	26.4900	113.210000	2,459,124.98	1.16
42	Unilever PLC	GB00B10RZP78	EUR	455	47.6900	113.210000	2,456,538.13	1.16
43	Daimler AG	DE0007100000	EUR	300	70.7300	113.210000	2,402,202.99	1.13
44	Salesforce.Com Inc	US79466L3024	USD	111	199.7700	103.960000	2,305,257.90	1.09
45	GlaxoSmithKline plc	GB00BN7SWP63	GBP	1,176	14.2900	128.610000	2,161,296.19	1.02
46	BNP Paribas SA	FR0000131104	EUR	345	55.2100	113.210000	2,156,361.81	1.02
47	Amazon.com Inc	US0231351067	USD	200	103.2800	103.960000	2,147,397.76	1.01
48	Adidas AG	DE000A1EWWW0	EUR	115	162.3800	113.210000	2,114,049.58	1.00
49	Vinci SA	FR0000125486	EUR	175	105.7200	113.210000	2,094,498.21	0.99
50	Raytheon Technologies Corp	US75513E1010	USD	200	97.8800	103.960000	2,035,120.96	0.96
51	Fresenius Medical Care AG & Co. KGaA	DE0005785802	EUR	452	39.3200	113.210000	2,012,040.57	0.95
52	Volkswagen Ag	DE0007664039	EUR	135	125.6400	113.210000	1,920,200.09	0.90
53	ING Groep NV	NL0011821202	EUR	1,530	10.9280	113.210000	1,892,853.09	0.89
54	Kering SA	FR0000121485	EUR	26	600.0000	113.210000	1,766,076.00	0.83
55	Visa Inc	US92826C8394	USD	75	225.3700	103.960000	1,757,209.89	0.83
56	Lloyds Banking Group PLC	GB0008706128	GBP	27,850	0.4768	128.610000	1,707,617.67	0.80
57	Henkel AG & Co KGaA	DE0006048432	EUR	190	71.9400	113.210000	1,547,422.21	0.73
58	BASF SE	DE000BASF111	EUR	260	48.3900	113.210000	1,424,340.29	0.67
59	McDonald's Corp	US5801351017	USD	42	279.5200	103.960000	1,220,473.77	0.57
60	3M Co	US88579Y1010	USD	108	105.0700	103.960000	1,179,692.34	0.56
61	Telefonica SA	ES0178430E18	EUR	2,531	3.9720	113.210000	1,138,115.07	0.54
62	Fresenius SE & Co KGaA	DE0005785604	EUR	340	24.8900	113.210000	958,050.95	0.45
63	Carrier Global Corporation	US14448C1045	USD	200	45.7400	103.960000	951,026.08	0.45
64	Rio Tinto PLC	GB0007188757	GBP	132	54.7700	128.610000	929,804.00	0.44
65	Otis Worldwide Corporation	US68902V1070	USD	100	84.3100	103.960000	876,486.76	0.41
66	HALEON PLC ORD	GB00BMX86B70	GBP	1,470	3.2200	128.610000	608,762.57	0.29
67	Daimler Truck Holding AG	DE000DTR0CK8	EUR	150	31.0550	113.210000	527,360.48	0.25
68	Siemens Energy AG	DE000ENER6Y0	EUR	100	20.1800	113.210000	228,457.78	0.11
69	VIATRIS INC ORD REG	US92556V1061	USD	91	9.6100	103.960000	90,914.06	0.04
70	IBERDROLA SA-INTERIM	ES0144583236	EUR	31	11.4800	113.210000	40,289.17	0.02
71	Telefonica SA	ES0178430E18	EUR	81	3.9720	113.210000	36,423.28	0.02
72	Euroapi SAS	FR0014008VX5	EUR	13	10.5200	113.210000	15,482.60	0.01