

### Goals of the Fund

The Fund is created having in mind the clients who wish to harvest an attractive return by using the global growth of world economy, especially in the most developed economies of the world, such as the USA, Germany and Switzerland. Our goal is to build in our portfolio with the shares of the companies in Stoxx Euro 50 and DOWJ indexes. The return will be effectuated through investing the Fund's assets into shares of large companies that create global demand and are the main driving forces of economic development. Through investing in the Fund, the clients will be able to achieve diversification of their capital and accomplish their personal financial goals, while having high liquidity of the investment. \*

\* Detailed information can be found in the Prospectus.

### Information about the Fund

Name of the Fund	WVP Top Invest
Inception Date	29.3.2018
Currency of the shares	LEK
Net value	90.975.547,22 ALL
Unit Price	976,7561 ALL
Fund Type	Accumulation
Custody Bank	First Investment Bank Albania
Subcustody Bank	First Investment Bank Bulgaria
	Clearstream
Benchmark	WVP Benchmark
Standard deviation	12.03%
Risk class	5

### Fees

Fees paid by investor:

up to 2.035.000	5.0%
2.035.001 - 3.400.000	4.5%
3.400.001 - 6.800.000	4.0%
6.800.001 - 13.600.000	3.5%
13.600.001 - 34.000.000	3.0%
34.000.001 - 68.000.000	2.5%
68.000.001 - 136.000.000	2.0%
136.000.001 - 340.000.000	1.5%
over 340.000.000	1.0%

Exit fee not chargeable (0%)

Fees paid by the Fund:

Management fee	2% annually
Custody bank fee	0,2% annually

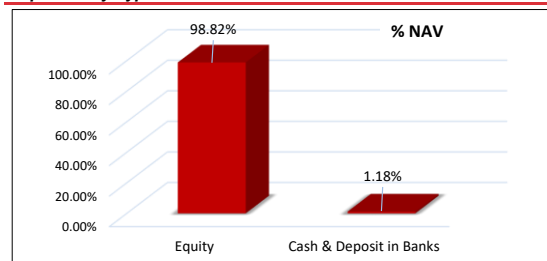
### Performance

	WVP Top Invest	WVP Benchmark **
1M	-6.46%	-5.27%
3M	-3.65%	-0.28%
6M	0.72%	2.28%
1 Year	-2.52%	1.84%
YTD	8.79%	9.94%

Total Return since inception -2.32%

\*\*WVP Benchmark Calculation : 30 % DOWJ / 70 % Stoxx Europe 50  
Source of data: The Wall Street Journal  
<http://quotes.wsj.com/index/DJIA/>

### Exposure by Type of Instrument



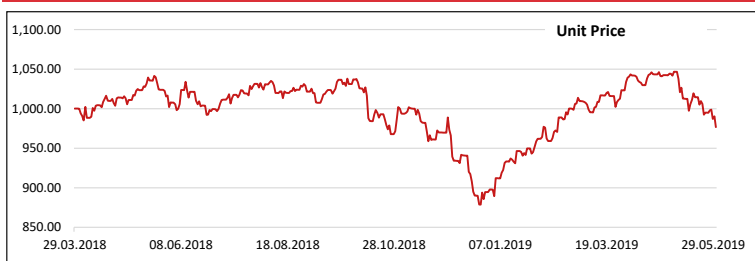
The fund is not listed on the stock exchange and can not be traded. Official information, purchase and sale of units are done direct through WVP Fund Management Tirana  
For purchase of units of WVP Top Invest please follow these payment instructions:  
IBAN AL1821511031ALL1000011282800  
SWIFT FINVALTR

The Portfolio Structure Report of the Fund is issued on a quarterly basis and is published on the web-site of the Company. The returns published in the report have been actually accomplished in the past and should be taken as an indicator, i.e. are not a guarantee for future returns. Detailed information on the Funds can be obtained from the Prospectus and the Statute of the Fund, published on the web-site [www.wvpfunds.al](http://www.wvpfunds.al), by phone at +355 (4) 22 24 525 or at the following email address: [contact@wvpfunds.al](mailto:contact@wvpfunds.al)

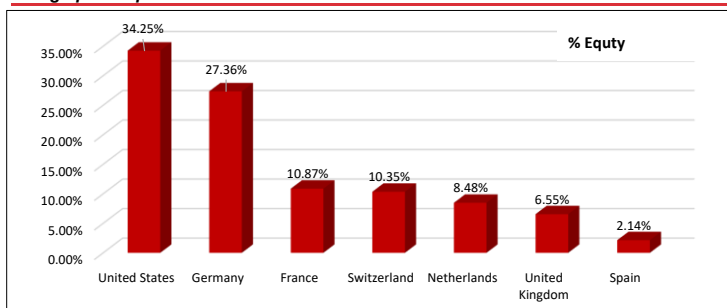
### Top 10 Holdings

Procter & Gamble Co/The	4.10%
Diageo PLC	4.04%
Nestle	3.93%
Pfizer	3.69%
Walmart Inc	3.62%
Facebook Inc	3.43%
Unilever NV	3.30%
HeidelbergCement AG	3.23%
Apple Inc	3.17%
Roche Holding AG	3.17%
	<b>35.68%</b>

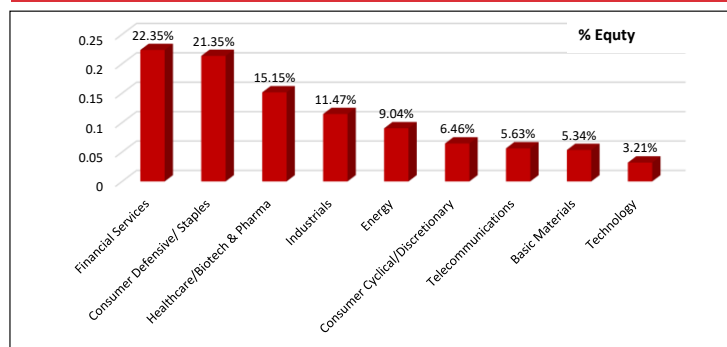
### Unit price



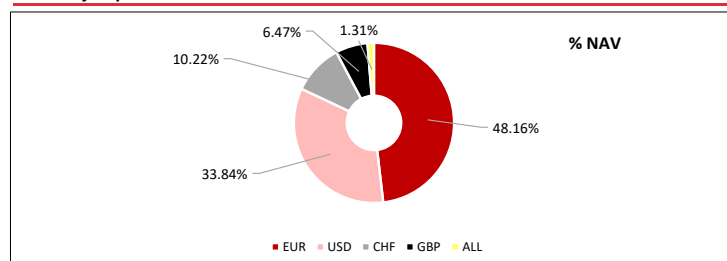
### Geographic Exposure



### Sectoral Exposure



### Currency Exposure



No.	Name Of The Company	ISIN	Currency	No. Of Shares	Price	Exchange Rate	Value in ALL	% NAV
1	Procter & Gamble Co/The	US7427181091	USD	330	102.8900	109.970000	3,733,888.39	4.10%
2	Diageo PLC	GB0002374006	GBP	800	33.2550	138.310000	3,679,599.24	4.04%
3	Nestle	CH0038863350	CHF	328	99.5500	109.510000	3,575,764.32	3.93%
4	Pfizer Inc	US7170811035	USD	735	41.5200	109.970000	3,355,976.48	3.69%
5	Walmart Inc	US9311421039	USD	295	101.4200	109.970000	3,290,181.43	3.62%
6	Facebook Inc	US30303M1027	USD	160	177.4000	109.970000	3,121,388.48	3.43%
7	Unilever NV	NL0000009355	EUR	455	53.8000	122.630000	3,001,859.77	3.30%
8	HeidelbergCement AG	DE0006047004	EUR	360	66.5000	122.630000	2,935,762.20	3.23%
9	Apple Inc	US0378331005	USD	150	175.0000	109.970000	2,886,712.50	3.17%
10	Roche Holding AG	CH0012032048	CHF	100	263.0500	109.510000	2,880,660.55	3.17%
11	Zurich Insurance Group AG	CH0011075394	CHF	80	324.8000	109.510000	2,845,507.84	3.13%
12	SANOFI SA	FR0000120578	EUR	320	72.2400	122.630000	2,834,813.18	3.12%
13	BOEING	US0970231058	USD	75	341.6100	109.970000	2,817,513.88	3.10%
14	Allianz SE	DE0008404005	EUR	115	198.8000	122.630000	2,803,567.06	3.08%
15	Royal Dutch Shell PLC	GB00B03MLX29	EUR	820	27.8500	122.630000	2,800,501.31	3.08%
16	UNITED TECHNOLOGIES CORP	US9130171096	USD	200	126.3000	109.970000	2,777,842.20	3.05%
17	EXXON MOBIL CORP	US30231G1022	USD	350	70.7500	109.970000	2,723,132.13	2.99%
18	Merck KGaA	DE0006599905	EUR	250	86.4800	122.630000	2,651,260.60	2.91%
19	AXA SA	FR0000120628	EUR	965	22.0700	122.630000	2,611,718.56	2.87%
20	TOTAL SA	FR0000120271	EUR	455	46.6100	122.630000	2,600,681.86	2.86%
21	Siemens AG	DE0007236101	EUR	200	101.3000	122.630000	2,484,483.80	2.73%
22	Volkswagen Ag	DE0007664039	EUR	135	139.3400	122.630000	2,306,780.67	2.54%
23	Deutsche Post AG	DE0005552004	EUR	690	26.3550	122.630000	2,230,020.42	2.45%
24	Lloyds Banking Group PLC	GB0008706128	GBP	27,850	0.5726	138.310000	2,205,617.12	2.42%
25	Intercontinental Exchange Inc	US45866F1049	USD	235	82.1800	109.970000	2,123,773.63	2.33%
26	Goldman Sachs Group Inc	US38141G1040	USD	102	182.4200	109.970000	2,046,194.19	2.25%
27	Telefonica SA	ES0178430E18	EUR	2,200	7.1770	122.630000	1,936,254.12	2.13%
28	Berkshire Hathaway Inc	US0846707026	USD	88	197.3400	109.970000	1,909,730.22	2.10%
29	Henkel AG & Co KGaA	DE0006048432	EUR	190	81.9200	122.630000	1,908,711.42	2.10%
30	Fresenius SE & Co KGaA	DE0005785604	EUR	340	45.4000	122.630000	1,892,916.68	2.08%
31	BASF SE	DE000BASF111	EUR	260	58.9300	122.630000	1,878,912.33	2.07%
32	ING Groep NV	NL0011821202	EUR	1,530	9.6910	122.630000	1,818,263.21	2.00%
33	Bayerische Motoren Werke AG	DE0005190003	EUR	235	61.9700	122.630000	1,785,854.56	1.96%
34	BNP Paribas SA	FR0000131104	EUR	345	40.8700	122.630000	1,729,101.39	1.90%
35	Daimler AG	DE0007100000	EUR	300	46.5750	122.630000	1,713,447.68	1.88%