

### Goals of the Fund

The Fund is created having in mind the clients who wish to harvest an attractive return by using the global growth of world economy, especially in the most developed economies of the world, such as the USA, Germany and Switzerland. Our goal is to build in our portfolio with the shares of the companies in Stoxx Euro 50 and DOWJ indexes. The return will be effectuated through investing the Fund's assets into shares of large companies that create global demand and are the main driving forces of economic development. Through investing in the Fund, the clients will be able to achieve diversification of their capital and accomplish their personal financial goals, while having high liquidity of the investment. \*

\* Detailed information can be found in the Prospectus.

### Information about the Fund

Name of the Fund	WVP Top Invest
Inception Date	3/29/2018
Currency of the shares	LEK
Net value	<b>120,826,759.29</b>
Unit Price	<b>935.1945</b>
Fund Type	Accumulation
Custody Bank	First Investment Bank Albania
Subcustody Bank	First Investment Bank Bulgaria
	Clearstream
Benchmark	WVP Benchmark
Standard deviation	18,02%
Risk class	6

### Fees

Fees paid by investor:

up to 2.035.000	5.0%
2.035.001 - 3.400.000	4.5%
3.400.001 - 6.800.000	4.0%
6.800.001 - 13.600.000	3.5%
13.600.001 - 34.000.000	3.0%
34.000.001 - 68.000.000	2.5%
68.000.001 - 136.000.000	2.0%
136.000.001 - 340.000.000	1.5%
over 340.000.000	1.0%

### Exit fee

not chargeable (0%)

### Fees paid by the Fund:

Management fee	2% annually
Custody bank fee	0.2% annually

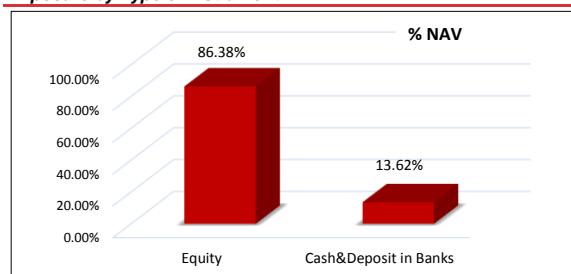
### Performance

	WVP Top Invest %	WVP Benchmark ** %
1M	2,42	-0.99%
3M	-4,32	-6.81%
6M	-14,35	-15.19%
1 Year	-4,26	-5.22%
YTD	-13,65	-16.08%

Total Return since inception % -6,48

\*\*WVP Benchmark Calculation : 30 % DOWJ / 70 % Stoxx Europe 50 - 2.5 % TER  
Source of data: The Wall Street Journal  
<http://quotes.wsj.com/index/DJIA/>  
<http://quotes.wsj.com/index/XX/SX5P/>

### Exposure by Type of Instrument



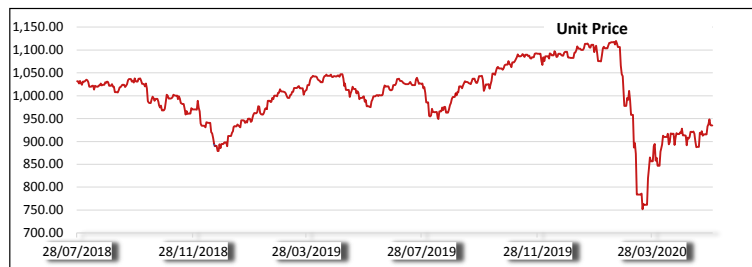
The fund is not listed on the stock exchange and can not be traded. Official information, purchase and sale of units are done direct through WVP Fund Management Tirana  
For purchase of units of WVP Top Invest please follow these payment instructions:  
IBAN **AL1821511031ALL1000011282800**  
SWIFT **FINVALTR**

The Portfolio Structure Report of the Fund is issued on a quarterly basis and is published on the web-site of the Company. The returns published in the report have been actually accomplished in the past and should be taken as an indicator, i.e. are not a guarantee for future returns. Detailed information on the Funds can be obtained from the Prospectus and the Statute of the Fund, published on the web-site [www.wvpfunds.al](http://www.wvpfunds.al), by phone at +355 (4) 22 24 525 or at the following email address: [contact@wvpfunds.al](mailto:contact@wvpfunds.al)

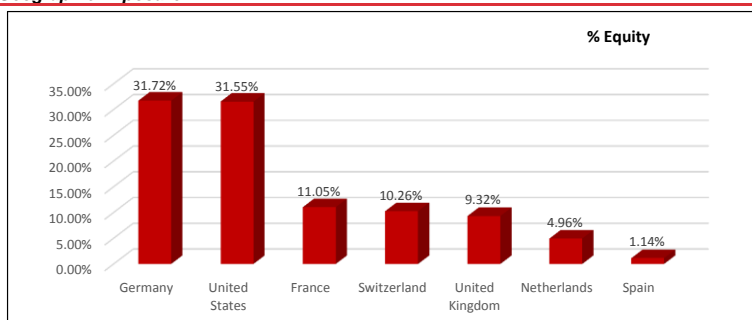
### Top 10 Holdings

Apple Inc	4.41%
Procter & Gamble Co/The	3.53%
Fresenius Medical Care AG & Co. KGaA	3.50%
Walmart Inc	3.38%
Facebook Inc	3.32%
Nestle	3.28%
Roche Holding AG	3.20%
SANOFI SA	2.88%
GlaxoSmithKline plc	2.80%
Wirecard AG	2.67%
	<b>32.97%</b>

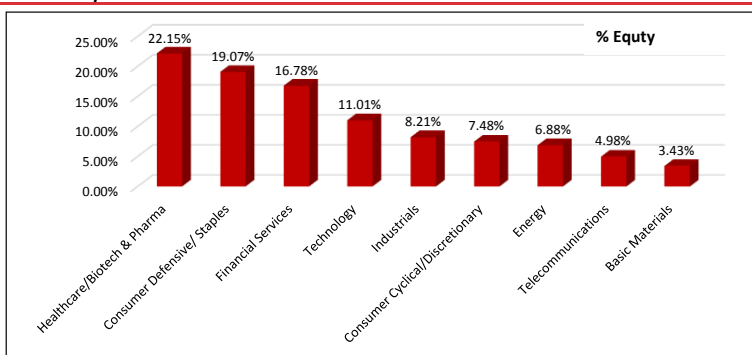
### Unit price



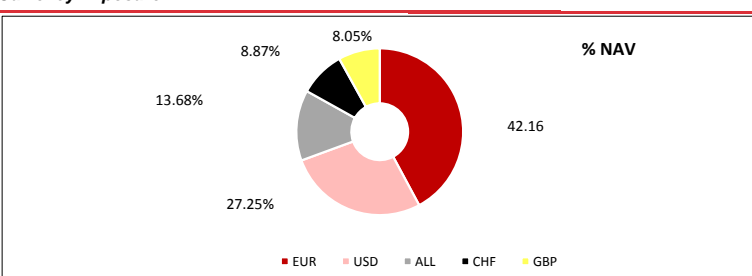
### Geographic Exposure



### Sectoral Exposure



### Currency Exposure



No.	Name Of The Company	ISIN	Currency	No. Of Shares	Price	Exchange Rate	Value in ALL	%NAV
1	Apple Inc	US0378331005	USD	150	317.9000	111.760000	5,329,275.60	4.41
2	Procter & Gamble Co/The	US7427181091	USD	330	115.7600	111.760000	4,269,321.41	3.53
3	Fresenius Medical Care AG & Co. KGaA	DE0005785802	EUR	452	75.2400	124.330000	4,228,274.32	3.50
4	Walmart Inc	US9311421039	USD	295	123.8100	111.760000	4,081,916.65	3.38
5	Facebook Inc	US30303M1027	USD	160	224.4200	111.760000	4,012,988.67	3.32
6	Nestle	CH0038863350	CHF	328	103.8400	116.320000	3,961,803.37	3.28
7	Roche Holding AG	CH0012032048	CHF	100	332.7000	116.320000	3,869,966.40	3.20
8	SANOFI SA	FR0000120578	EUR	320	87.5300	124.330000	3,482,433.57	2.88
9	GlaxoSmithKline plc	GB0009252882	GBP	1,470	16.7160	137.550000	3,379,950.13	2.80
10	Wirecard AG	DE0007472060	EUR	280	92.6300	124.330000	3,224,672.61	2.67
11	Merck KGaA	DE0006599905	EUR	250	103.0000	124.330000	3,201,497.50	2.65
12	Pfizer Inc	US7170811035	USD	735	38.1100	111.760000	3,130,492.60	2.59
13	Diageo PLC	GB0002374006	GBP	800	27.9050	137.550000	3,070,666.20	2.54
14	Schneider Electric SE	FR0000121972	EUR	265	89.2400	124.330000	2,940,230.44	2.43
15	Zurich Insurance Group AG	CH0011075394	CHF	80	309.5000	116.320000	2,880,083.20	2.38
16	LVMH Moet Hennessy Louis Vuitton SE	FR0000121014	EUR	60	375.0000	124.330000	2,797,425.00	2.32
17	Unilever NV	NL0000388619	EUR	455	46.4500	124.330000	2,627,683.47	2.17
18	Intercontinental Exchange Inc	US45866F1049	USD	235	97.1300	111.760000	2,550,983.47	2.11
19	Siemens AG	DE0007236101	EUR	200	98.8800	124.330000	2,458,750.08	2.03
20	Deutsche Post AG	DE0005552004	EUR	690	28.0500	124.330000	2,406,344.99	1.99
21	Allianz SE	DE0008404005	EUR	115	163.5000	124.330000	2,337,714.83	1.93
22	Goldman Sachs Group Inc	US38141G1040	USD	102	196.4300	111.760000	2,239,207.71	1.85
23	Volkswagen Ag	DE0007664039	EUR	135	132.0600	124.330000	2,216,567.67	1.83
24	British Petroleum PLC	GB0007980591	GBP	4,250	3.5160	137.550000	2,055,409.65	1.70
25	HeidelbergCement AG	DE0006047004	EUR	360	44.8100	124.330000	2,005,641.83	1.66
26	AXA SA	FR0000120628	EUR	965	16.3800	124.330000	1,965,247.01	1.63
27	TOTAL SA	FR0000120271	EUR	455	33.6250	124.330000	1,902,171.29	1.57
28	Henkel AG & Co KGaA	DE0006048432	EUR	190	80.1000	124.330000	1,892,178.27	1.57
29	Berkshire Hathaway Inc	US0846707026	USD	88	185.3800	111.760000	1,823,190.05	1.51
30	Fresenius SE & Co KGaA	DE0005785604	EUR	340	43.1100	124.330000	1,822,354.54	1.51
31	EXXON MOBIL CORP	US30231G1022	USD	350	45.4200	111.760000	1,776,648.72	1.47
32	BASF SE	DE000BASF111	EUR	260	48.7250	124.330000	1,575,074.61	1.30
33	Bayerische Motoren Werke AG	DE0005190003	EUR	235	52.7200	124.330000	1,540,349.24	1.27
34	Royal Dutch Shell PLC	GB00B03MLX29	EUR	820	14.1820	124.330000	1,445,863.41	1.20
35	Raytheon Technologies Corp	US75513E1010	USD	200	64.5200	111.760000	1,442,151.04	1.19
36	BNP Paribas SA	FR0000131104	EUR	345	32.2550	124.330000	1,383,541.13	1.15
37	Daimler AG	DE0007100000	EUR	300	33.5400	124.330000	1,251,008.46	1.04
38	Lloyds Banking Group PLC	GB0008706128	GBP	27,850	0.3200	137.550000	1,225,845.60	1.01
39	BOEING	US0970231058	USD	75	145.7100	111.760000	1,221,341.22	1.01
40	Telefonica SA	ES0178430E18	EUR	2,200	4.3490	124.330000	1,189,564.57	0.98
41	ING Groep NV	NL0011821202	EUR	1,530	5.8040	124.330000	1,104,065.32	0.91
42	Otis Worldwide Corporation	US68902V1070	USD	100	52.6000	111.760000	587,857.60	0.49
43	Carrier Global Corporation	US14448C1045	USD	200	20.4400	111.760000	456,874.88	0.38