

### Goals of the Fund

The Fund is created having in mind the clients who wish to harvest an attractive return by using the global growth of world economy, especially in the most developed economies of the world, such as the USA, Germany and Switzerland. Our goal is to build in our portfolio with the shares of the companies in Stoxx Euro 50 and DOWJ indexes. The return will be effectuated through investing the Fund's assets into shares of large companies that create global demand and are the main driving forces of economic development. Through investing in the Fund, the clients will be able to achieve diversification of their capital and accomplish their personal financial goals, while having high liquidity of the investment. \*

\* Detailed information can be found in the Prospectus.

### Information about the Fund

Name of the Fund	WVP Top Invest
Inception Date	3/29/2018
Currency of the shares	LEK
Net value	<b>194.423.860,88 ALL</b>
Unit Price	<b>1.119,1339</b>
Fund Type	Accumulation
Custody Bank	First Investment Bank Albania
Subcustody Bank	First Investment Bank Bulgaria Clearstream
Benchmark	WVP Benchmark
Standard deviation	16,62%
Risk class	6

### Fees

Fees paid by investor:

up to 2.035.000	5.0%
2.035.001 - 3.400.000	4.5%
3.400.001 - 6.800.000	4.0%
6.800.001 - 13.600.000	3.5%
13.600.001 - 34.000.000	3.0%
34.000.001 - 68.000.000	2.5%
68.000.001 - 136.000.000	2.0%
136.000.001 - 340.000.000	1.5%
over 340.000.000	1.0%

Exit fee not chargeable (0%)

Fees paid by the Fund:

Management fee	2% annually
Custody bank fee	0,2% annually

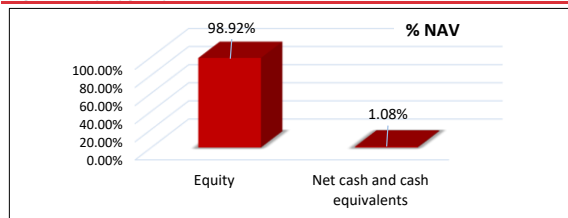
### Performance

	WVP Top Invest %	WVP Benchmark ** %
1M	-1,90	-4,57%
3M	-0,97	-1,41%
6M	-3,44	-0,65%
1 Year	0,42	4,83%
YTD	-7,16	-6,33%

Total Return since inception % 11,91

\*\*WVP Benchmark Calculation : 30 % DOWJ / 70 % Stoxx Europe 50 - 2.5 % TER  
Source of data: The Wall Street Journal  
<http://quotes.wsj.com/index/DJIA/>

### Exposure by Type of Instrument



The fund is not listed on the stock exchange and can not be traded. Official information, purchase and sale of units are done direct through WVP Fund Management Tirana  
For purchase of units of WVP Top Invest please follow these payment instructions:

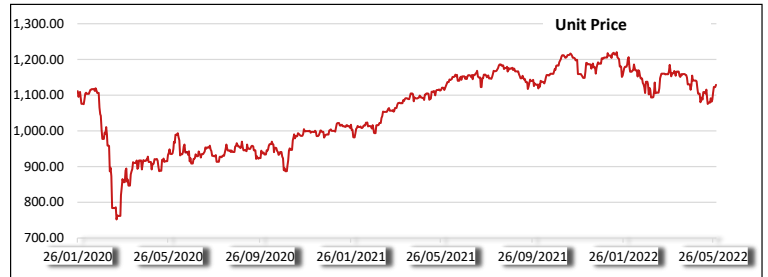
IBAN **AL1821511031ALL1000011282800**

The Portfolio Structure Report of the Fund is issued on a quarterly basis and is published on the web-site of the Company. The returns published in the report have been actually accomplished in the past and should be taken as an indicator, i.e. are not a guarantee for future returns. Detailed information on the Funds can be obtained from the Prospectus and the Statute of the Fund, published on the web-site [www.wvpfunds.al](http://www.wvpfunds.al), by phone at +355 (4) 22 24 525 or at the following email address: [contact@wvpfunds.al](mailto:contact@wvpfunds.al)

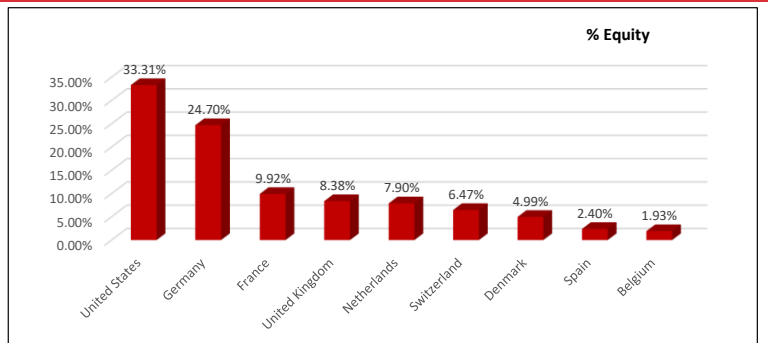
### Top 10 Holdings

Novo Nordisk A/S	4.94%
Microsoft Corp	3.29%
LVMH Moet Hennessy Louis Vuitton SE	2.89%
Apple Inc	2.84%
Merck KGaA	2.70%
Deutsche Telekom AG	2.44%
Procter & Gamble Co/The	2.34%
Nestle	2.32%
Pfizer Inc	2.26%
Walmart Inc	2.20%
<b>Total</b>	<b>28.22%</b>

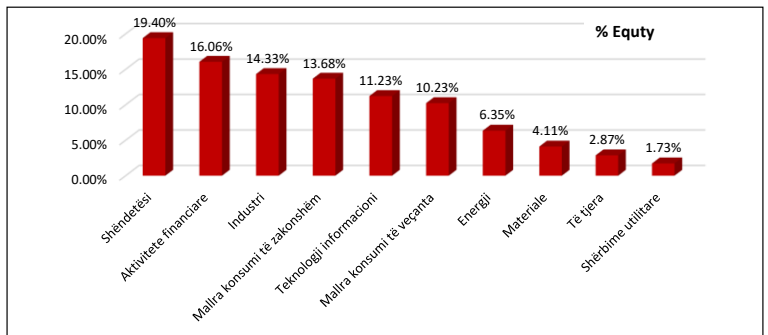
### Unit price



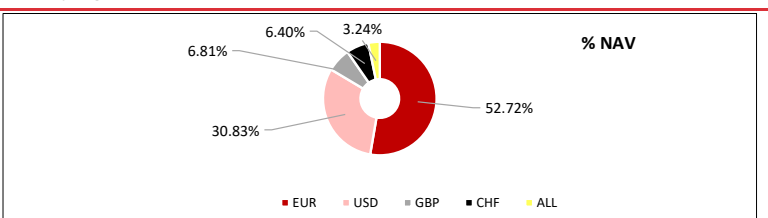
### Geographic Exposure



### Sectoral Exposure



### Currency Exposure



No.	Name Of The Company	ISIN	Currency	No. Of Shares	Price	Exchange Rate	Value in ALL	%NAV
1	Novo Nordisk A/S	DK0060534915	EUR	770	103.2100	120.75	9,596,207.78	4.94
2	Microsoft Corp	US5949181045	USD	209	271.8200	112.51	6,391,735.85	3.29
3	LVMH Moët Hennessy Louis Vuitton SE	FR0000121C14	EUR	78	597.2000	120.75	5,624,728.20	2.89
4	Apple Inc	US0378331005	USD	330	148.7600	112.51	5,523,205.91	2.84
5	Merck KGaA	DE0006599905	EUR	250	173.8500	120.75	5,248,096.88	2.70
6	Deutsche Telekom AG	DE0005557508	EUR	2,054	19.0900	120.75	4,734,713.35	2.44
7	Procter & Gamble Co/The	US7427181091	USD	273	148.0000	112.51	4,545,854.04	2.34
8	Nestle	CH0038863350	CHF	328	117.0000	117.37	4,504,191.12	2.32
9	Pfizer Inc	US7170811035	USD	735	53.1000	112.51	4,391,096.54	2.26
10	Walmart Inc	US9311421039	USD	295	128.7200	112.51	4,272,274.72	2.20
11	ASML Holding NV	NL0010273215	EUR	66	536.0000	120.75	4,271,652.00	2.20
12	Diageo PLC	GB0002374006	GBP	800	36.7450	141.84	4,169,528.64	2.14
13	Schneider Electric SE	FR0000121972	EUR	265	129.0000	120.75	4,127,838.75	2.12
14	Zurich Insurance Group A3	CH0011075394	CHF	80	438.0000	117.37	4,112,644.80	2.12
15	Mastercard Inc	US57636Q1040	USD	100	357.9700	112.51	4,027,520.47	2.07
16	SANOFI SA	FR0000120578	EUR	320	99.3800	120.75	3,840,043.20	1.98
17	Roche Holding AG	CH0012032048	CHF	100	326.3500	117.37	3,830,369.95	1.97
18	EXXON MOBIL CORP	US30231G1022	USD	350	96.0700	112.51	3,783,092.50	1.95
19	Goldman Sachs Group Inc	US38141G1040	USD	102	327.1000	112.51	3,753,806.14	1.93
20	Airbus SE	NL0000235190	EUR	285	108.7800	120.75	3,743,527.73	1.93
21	Siemens AG	DE0007236101	EUR	252	122.5800	120.75	3,729,986.82	1.92
22	Anheuser Busch Inbev NV	BE0974293251	EUR	590	52.1700	120.75	3,716,721.23	1.91
23	GlaxoSmithKline plc	GB0009252882	GBP	1,470	17.3220	141.84	3,611,720.15	1.86
24	Facebook Inc	US30303M1027	USD	160	193.5500	112.51	3,484,209.68	1.79
25	SAP SE	DE0007164600	EUR	313	92.1200	120.75	3,481,652.37	1.79
26	Deutsche Post AG	DE0005552004	EUR	690	38.1850	120.75	3,181,478.74	1.64
27	Berkshire Hathaway Inc	US0846707026	USD	88	316.2000	112.51	3,130,658.26	1.61
28	Fresenius Medical Care A3 & Co. KGaA	DE0005785802	EUR	452	56.5800	120.75	3,088,079.82	1.59
29	Iberdrola SA	ES0144580Y14	EUR	2,306	11.0350	120.75	3,072,690.23	1.58
30	TOTAL SA	FR0000120271	EUR	455	55.4800	120.75	3,048,140.55	1.57
31	Linde PLC	IE00BZ12WP82	EUR	79	301.4000	120.75	2,875,129.95	1.48
32	Shell plc	GB00BP6MXD84	EUR	820	27.9500	120.75	2,767,469.25	1.42
33	AXA SA	FR0000120620	EUR	965	23.4900	120.75	2,737,142.09	1.41
34	Intercontinental Exchange Inc	US45866F1049	USD	235	102.3800	112.51	2,706,918.84	1.39
35	Allianz SE	DE0008404005	EUR	115	194.8000	120.75	2,705,041.50	1.39
36	Amazon.com Inc	US0231351067	USD	10	2,403.2300	112.51	2,703,874.07	1.39
37	British Petroleum PLC	GB0007980591	GBP	4,250	4.3400	141.84	2,616,238.80	1.35
38	Adidas AG	DE000A1EV/WW0	EUR	115	184.4400	120.75	2,561,179.95	1.32
39	Volkswagen Ag	DE0007664039	EUR	135	153.9600	120.75	2,509,740.45	1.29
40	Unilever PLC	GB00B10RZP78	EUR	455	44.8050	120.75	2,461,642.71	1.27
41	Daimler AG	DE0007100000	EUR	300	66.1200	120.75	2,395,197.00	1.23
42	HeidelbergCement AG	DE0006047004	EUR	360	53.9600	120.75	2,345,641.20	1.21
43	BOEING	US0970231058	USD	156	131.4000	112.51	2,306,274.98	1.19
44	Bayerische Motoren Werke AG	DE0005190003	EUR	235	80.4500	120.75	2,282,869.31	1.17
45	Biogen Inc	US09062X1037	USD	100	199.9800	112.51	2,249,974.98	1.16
46	BNP Paribas SA	FR0000131104	EUR	345	53.1100	120.75	2,212,496.21	1.14
47	Raytheon Technologies Corp	US75513E1010	USD	200	95.1100	112.51	2,140,165.22	1.10
48	Salesforce Com Inc	US79466L3024	USD	111	160.9500	112.51	2,010,041.78	1.03
49	ING Groep NV	NL0011821202	EUR	1,530	10.5240	120.75	1,944,282.69	1.00
50	3M Co	US88579Y1010	USD	108	149.2200	112.51	1,813,184.16	0.93
51	Visa Inc	US92826C8394	USD	75	212.0400	112.51	1,789,246.53	0.92
52	Lloyds Banking Group PLC	GB0008706128	GBP	27,850	0.4488	141.84	1,772,869.51	0.91
53	BASF SE	DE000BASF111	EUR	260	51.1300	120.75	1,605,226.35	0.83
54	Kering SA	FR0000121485	EUR	26	509.7000	120.75	1,600,203.15	0.82
55	Telefonica SA	ES0178430E18	EUR	2,531	4.9101	120.75	1,500,603.50	0.77
56	Henkel AG & Co KGaA	DE0006048432	EUR	190	63.1400	120.75	1,448,589.45	0.75
57	Fresenius SE & Co KGaA	DE0005785604	EUR	340	31.9600	120.75	1,312,178.80	0.67
58	McDonald's Corp	US5801351017	USD	42	252.4400	112.51	1,192,885.02	0.61
59	Rio Tinto PLC	GB0007188757	GBP	132	57.4900	141.84	1,076,378.37	0.55
60	Carrier Global Corporation	US14448C1045	USD	200	39.3000	112.51	884,328.60	0.45
61	Otis Worldwide Corporation	US68902V1070	USD	100	74.3900	112.51	836,961.89	0.43
62	Daimler Truck Holding AG	DE000DTR0CK8	EUR	150	29.0450	120.75	526,077.56	0.27
63	Siemens Energy AG	DE000ENER6Y0	EUR	100	17.9700	120.75	216,987.75	0.11
64	VIATRIS INC ORD REG	US92556V1061	USD	91	12.2800	112.51	125,727.67	0.06
65	IBERDROLA SA-INTERIM	ES0144583236	EUR	31	11.0350	120.75	41,306.76	0.02
66	Euroapi SAS	FR0014008VX5	EUR	13	13.5400	120.75	21,254.42	0.01