

### Goals of the Fund

The Fund is created having in mind the clients who wish to harvest an attractive return by using the global growth of world economy, especially in the most developed economies of the world, such as the USA, Germany and Switzerland. Our goal is to build in our portfolio with the shares of the companies in Stoxx Euro 50 and DOWJ indexes. The return will be effectuated through investing the Fund's assets into shares of large companies that create global demand and are the main driving forces of economic development. Through investing in the Fund, the clients will be able to achieve diversification of their capital and accomplish their personal financial goals, while having high liquidity of the investment. \*

\* Detailed information can be found in the Prospectus.

### Information about the Fund

Name of the Fund	WVP Top Invest
Inception Date	3/29/2018
Currency of the shares	LEK
Net value	121,892,043.27
Unit Price	913.5387
Fund Type	Accumulation
Custody Bank	First Investment Bank Albania
Subcustody Bank	First Investment Bank Bulgaria
	Clearstream
Benchmark	WVP Benchmark
Standard deviation	18,29%
Risk class	6

### Fees

Fees paid by investor:

up to 2.035.000	5.0%
2.035.001 - 3.400.000	4.5%
3.400.001 - 6.800.000	4.0%
6.800.001 - 13.600.000	3.5%
13.600.001 - 34.000.000	3.0%
34.000.001 - 68.000.000	2.5%
68.000.001 - 136.000.000	2.0%
136.000.001 - 340.000.000	1.5%
over 340.000.000	1.0%

### Exit fee

not chargeable (0%)

### Fees paid by the Fund:

Management fee	2% annually
Custody bank fee	0.2% annually

### Performance

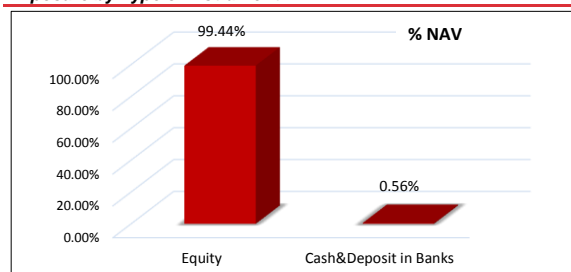
WVP Top Invest %	WVP Benchmark ** %
1M	-0,87
3M	0,05
6M	-15,09
1 Year	-10,37
YTD	-15,65
	-5,25%
	-1,15%
	-15,66%
	-10,63%
	-16,24%

Total Return since

inception % -8,65

\*\*WVP Benchmark Calculation : 30 % DOWJ / 70 % Stoxx Europe 50 - 2.5 % TER  
Source of data: The Wall Street Journal  
<http://quotes.wsj.com/index/DJIA/>  
<http://quotes.wsj.com/index/XX/SX5P/>

### Exposure by Type of Instrument



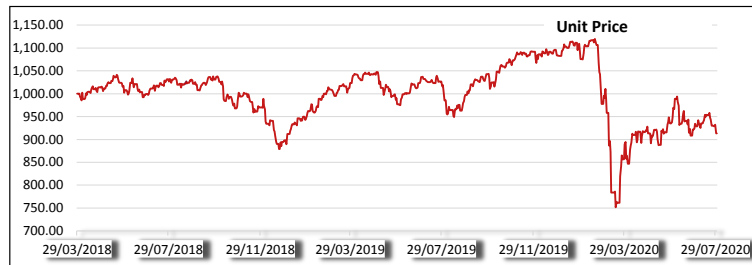
The fund is not listed on the stock exchange and can not be traded. Official information, purchase and sale of units are done direct through WVP Fund Management Tirana  
For purchase of units of WVP Top Invest please follow these payment instructions:  
IBAN AL1821511031ALL1000011282800  
SWIFT FINVALTR

The Portfolio Structure Report of the Fund is issued on a quarterly basis and is published on the web-site of the Company. The returns published in the report have been actually accomplished in the past and should be taken as an indicator, i.e. are not a guarantee for future returns. Detailed information on the Funds can be obtained from the Prospectus and the Statute of the Fund, published on the web-site [www.wvpfunds.al](http://www.wvpfunds.al), by phone at +355 (4) 22 24 525 or at the following email address: [contact@wvpfunds.al](mailto:contact@wvpfunds.al)

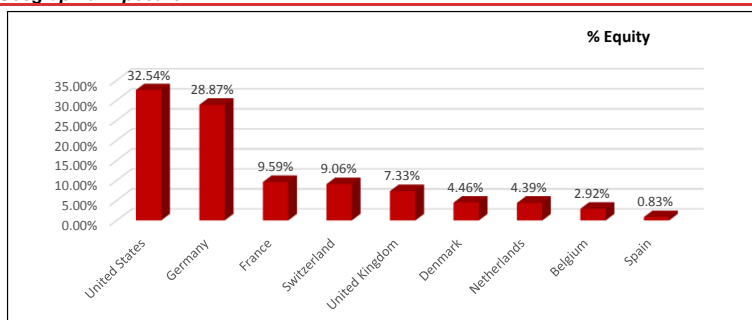
### Top 10 Holdings

Apple Inc	5.00%
Novo Nordisk A/S	4.44%
Procter & Gamble Co/The	3.76%
Nestle	3.42%
Fresenius Medical Care AG & Co. KGaA	3.41%
Walmart Inc	3.32%
Facebook Inc	3.25%
Roche Holding AG	3.05%
Anheuser Busch Inbev NV	2.91%
SANOFI SA	2.88%
<b>Total</b>	<b>35.44%</b>

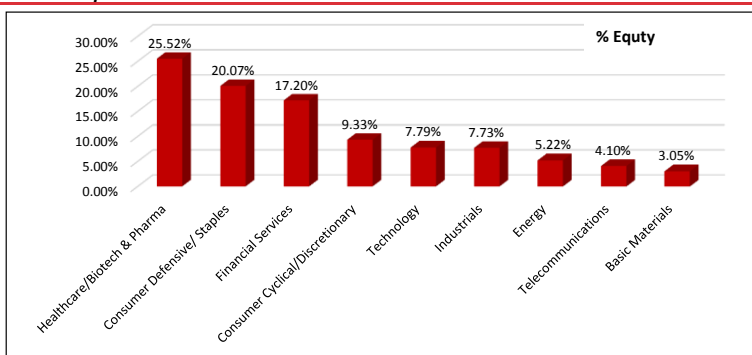
### Unit price



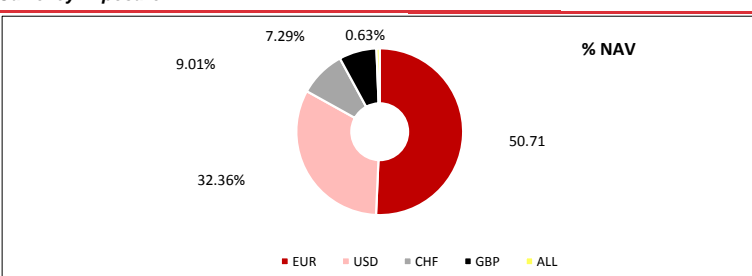
### Geographic Exposure



### Sectoral Exposure



### Currency Exposure



No.	Name Of The Company	ISIN	Currency	No. Of Shares	Price	Exchange Rate	Value in ALL	%NAV
1	Apple Inc	US0378331005	USD	150	384.8700	105.610000	6,096,918.11	5.00
2	Novo Nordisk A/S	DK0060534915	EUR	770	56.6700	123.950000	5,408,669.81	4.44
3	Procter & Gamble Co/The	US7427181091	USD	330	131.4000	105.610000	4,579,460.82	3.76
4	Nestle	CH0038863350	CHF	328	109.9200	115.470000	4,163,127.67	3.42
5	Fresenius Medical Care AG & Co. KGaA	DE0005785802	EUR	452	74.1600	123.950000	4,154,843.66	3.41
6	Walmart Inc	US9311421039	USD	295	130.0800	105.610000	4,052,635.90	3.32
7	Facebook Inc	US30303M1027	USD	160	234.6000	105.610000	3,964,176.96	3.25
8	Roche Holding AG	CH0012032048	CHF	100	321.4500	115.470000	3,711,783.15	3.05
9	Anheuser Busch Inbev NV	BE0974293251	EUR	590	48.4450	123.950000	3,542,807.07	2.91
10	SANOFI SA	FR0000120578	EUR	320	88.5500	123.950000	3,512,247.20	2.88
11	Merck KGaA	DE0006599905	EUR	250	108.5500	123.950000	3,363,693.13	2.76
12	Adidas AG	DE000A1EWWW0	EUR	115	233.0000	123.950000	3,321,240.25	2.72
13	Schneider Electric SE	FR0000121972	EUR	265	99.9400	123.950000	3,282,704.20	2.69
14	Mastercard Inc	US57636Q1040	USD	100	309.1800	105.610000	3,265,249.98	2.68
15	Diageo PLC	GB0002374006	GBP	800	28.6000	137.310000	3,141,652.80	2.58
16	Zurich Insurance Group AG	CH0011075394	CHF	80	336.4000	115.470000	3,107,528.64	2.55
17	GlaxoSmithKline plc	GB0009252882	GBP	1,470	15.2920	137.310000	3,086,624.44	2.53
18	Pfizer Inc	US7170811035	USD	735	38.7400	105.610000	3,007,128.58	2.47
19	Deutsche Post AG	DE0005552004	EUR	690	34.1900	123.950000	2,924,116.85	2.40
20	Biogen Inc	US09062X1037	USD	100	274.8500	105.610000	2,902,690.85	2.38
21	Unilever NV	NL0000388619	EUR	455	50.8000	123.950000	2,864,980.30	2.35
22	LVMH Moet Hennessy Louis Vuitton SE	FR0000121014	EUR	60	373.8500	123.950000	2,780,322.45	2.28
23	Siemens AG	DE0007236101	EUR	200	109.3200	123.950000	2,710,042.80	2.22
24	Allianz SE	DE0008404005	EUR	115	176.7600	123.950000	2,519,581.23	2.07
25	Intercontinental Exchange Inc	US45866F1049	USD	235	94.3300	105.610000	2,341,114.96	1.92
26	HeidelbergCement AG	DE0006047004	EUR	360	48.5800	123.950000	2,167,736.76	1.78
27	Goldman Sachs Group Inc	US38141G1040	USD	102	199.6000	105.610000	2,150,135.11	1.76
28	Volkswagen Ag	DE0007664039	EUR	135	128.1400	123.950000	2,144,198.66	1.76
29	AXA SA	FR0000120628	EUR	965	17.2040	123.950000	2,057,800.55	1.69
30	Henkel AG & Co KGaA	DE0006048432	EUR	190	83.9400	123.950000	1,976,828.97	1.62
31	Berkshire Hathaway Inc	US0846707026	USD	88	194.2100	105.610000	1,804,925.59	1.48
32	TOTAL SA	FR0000120271	EUR	455	31.9300	123.950000	1,800,764.19	1.48
33	Fresenius SE & Co KGaA	DE0005785604	EUR	340	42.2800	123.950000	1,781,806.04	1.46
34	British Petroleum PLC	GB0007980591	GBP	4,250	2.8335	137.310000	1,653,538.51	1.36
35	Bayerische Motoren Werke AG	DE0005190003	EUR	235	55.9200	123.950000	1,628,851.74	1.34
36	EXXON MOBIL CORP	US30231G1022	USD	350	41.8900	105.610000	1,548,401.02	1.27
37	BASF SE	DE000BASF111	EUR	260	47.3500	123.950000	1,525,948.45	1.25
38	BNP Paribas SA	FR0000131104	EUR	345	34.3650	123.950000	1,469,541.90	1.21
39	Daimler AG	DE0007100000	EUR	300	38.4450	123.950000	1,429,577.33	1.17
40	Royal Dutch Shell PLC	GB00B03MLX29	EUR	820	13.0140	123.950000	1,322,729.95	1.09
41	BOEING	US0970231058	USD	75	161.9000	105.610000	1,282,369.43	1.05
42	Raytheon Technologies Corp	US75513E1010	USD	200	57.4500	105.610000	1,213,458.90	1.00
43	ING Groep NV	NL0011821202	EUR	1,530	5.9470	123.950000	1,127,809.89	0.93
44	Telefonica SA	ES0178430E18	EUR	2,200	3.7080	123.950000	1,011,134.52	0.83
45	Lloyds Banking Group PLC	GB0008706128	GBP	27,850	0.2621	137.310000	1,002,101.08	0.82
46	Otis Worldwide Corporation	US68902V1070	USD	100	63.3900	105.610000	669,461.79	0.55
47	Carrier Global Corporation	US14448C1045	USD	200	26.8700	105.610000	567,548.14	0.47
48	Wirecard AG	DE0007472060	EUR	280	1.8490	123.950000	64,171.39	0.05