

Goals of the Fund

The Fund is created having in mind the clients who wish to harvest an attractive return by using the global growth of world economy, especially in the most developed economies of the world, such as the USA, Germany and Switzerland. Our goal is to build in our portfolio with the shares of the companies in Stoxx Euro 50 and DOWJ indexes. The return will be effectuated through investing the Fund's assets into shares of large companies that create global demand and are the main driving forces of economic development. Through investing in the Fund, the clients will be able to achieve diversification of their capital and accomplish their personal financial goals, while having high liquidity of the investment. *

* Detailed information can be found in the Prospectus.

Information about the Fund

| | |
|------------------------|--------------------------------|
| Name of the Fund | WVP Top Invest |
| Inception Date | 3/29/2018 |
| Currency of the shares | LEK |
| Net value | 127,698,684.14 |
| Unit Price | 951.5799 |
| Fund Type | Accumulation |
| Custody Bank | First Investment Bank Albania |
| Subcustody Bank | First Investment Bank Bulgaria |
| | Clearstream |
| Benchmark | WVP Benchmark |
| Standard deviation | 18,11% |
| Risk class | 6 |

Fees

Fees paid by investor:

| | |
|---------------------------|------|
| up to 2.035.000 | 5.0% |
| 2.035.001 - 3.400.000 | 4.5% |
| 3.400.001 - 6.800.000 | 4.0% |
| 6.800.001 - 13.600.000 | 3.5% |
| 13.600.001 - 34.000.000 | 3.0% |
| 34.000.001 - 68.000.000 | 2.5% |
| 68.000.001 - 136.000.000 | 2.0% |
| 136.000.001 - 340.000.000 | 1.5% |
| over 340.000.000 | 1.0% |

Exit fee

not chargeable (0%)

Fees paid by the Fund:

| | |
|------------------|---------------|
| Management fee | 2% annually |
| Custody bank fee | 0.2% annually |

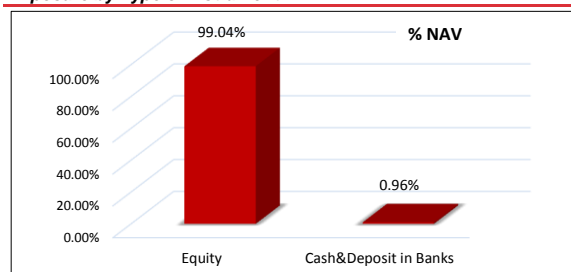
Performance

| | WVP Top Invest % | WVP Benchmark ** % |
|--------|------------------|--------------------|
| 1M | 4,16 | 0.53% |
| 3M | 1,75 | 0.33% |
| 6M | -2,64 | -4.06% |
| 1 Year | -4,55 | -6.70% |
| YTD | -12,14 | -13.61% |

Total Return since inception % -4,84

**WVP Benchmark Calculation : 30 % DOWJ / 70 % Stoxx Europe 50 - 2.5 % TER
Source of data: The Wall Street Journal
<http://quotes.wsj.com/index/DJIA/>
<http://quotes.wsj.com/index/XX/SX5P/>

Exposure by Type of Instrument



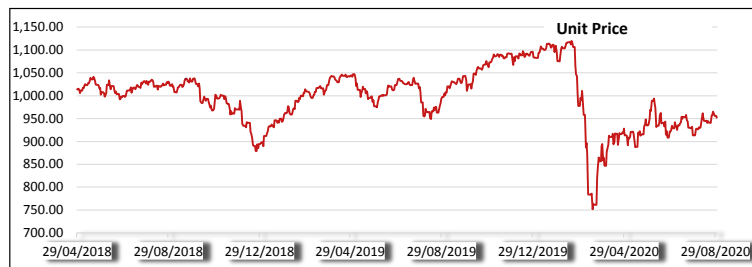
The fund is not listed on the stock exchange and can not be traded. Official information, purchase and sale of units are done direct through WVP Fund Management Tirana
For purchase of units of WVP Top Invest please follow these payment instructions:
IBAN AL1821511031ALL1000011282800
SWIFT FINVALTR

The Portfolio Structure Report of the Fund is issued on a quarterly basis and is published on the web-site of the Company. The returns published in the report have been actually accomplished in the past and should be taken as an indicator, i.e. are not a guarantee for future returns. Detailed information on the Funds can be obtained from the Prospectus and the Statute of the Fund, published on the web-site www.wvpfunds.al, by phone at +355 (4) 22 24 525 or at the following email address: contact@wvpfunds.al

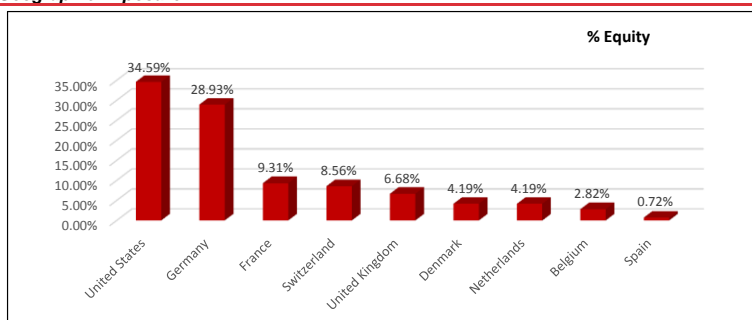
Top 10 Holdings

| | |
|--------------------------------------|---------------|
| Apple Inc | 6.31% |
| Novo Nordisk A/S | 4.15% |
| Facebook Inc | 3.83% |
| Procter & Gamble Co/The | 3.73% |
| Walmart Inc | 3.34% |
| Nestle | 3.22% |
| Fresenius Medical Care AG & Co. KGaA | 3.12% |
| Mastercard Inc | 2.92% |
| Roche Holding AG | 2.85% |
| Adidas AG | 2.82% |
| Total | 36.29% |

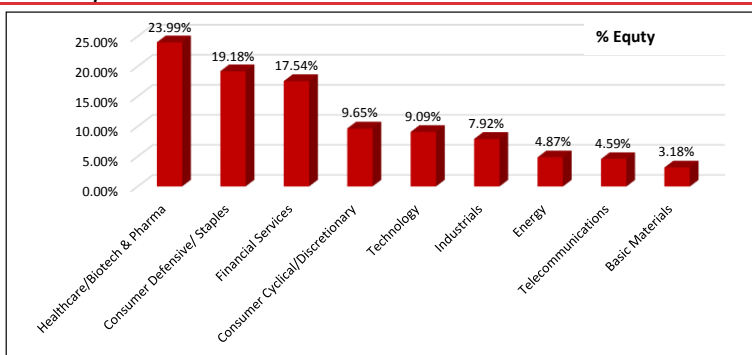
Unit price



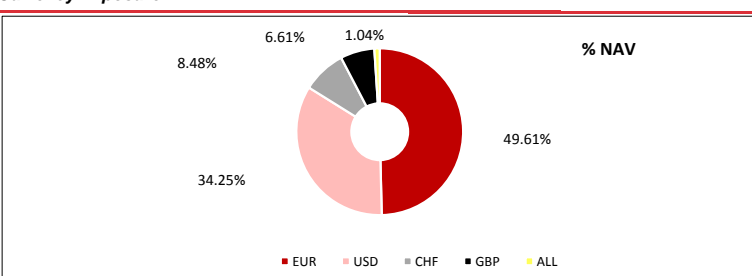
Geographic Exposure



Sectoral Exposure



Currency Exposure



| No. | Name Of The Company | ISIN | Currency | No. Of Shares | Price | Exchange Rate | Value in ALL | %NAV |
|-----|--------------------------------------|--------------|----------|---------------|----------|---------------|--------------|------|
| 1 | Apple Inc | US0378331005 | USD | 600 | 128.7900 | 104.330000 | 8,061,996.42 | 6.31 |
| 2 | Novo Nordisk A/S | DK0060534915 | EUR | 770 | 55.5200 | 124.090000 | 5,304,897.14 | 4.15 |
| 3 | Facebook Inc | US30303M1027 | USD | 160 | 293.0900 | 104.330000 | 4,892,492.75 | 3.83 |
| 4 | Procter & Gamble Co/The | US7427181091 | USD | 330 | 138.2600 | 104.330000 | 4,760,139.71 | 3.73 |
| 5 | Walmart Inc | US9311421039 | USD | 295 | 138.7100 | 104.330000 | 4,269,126.22 | 3.34 |
| 6 | Nestle | CH0038863350 | CHF | 328 | 108.5600 | 115.370000 | 4,108,058.04 | 3.22 |
| 7 | Fresenius Medical Care AG & Co. KGaA | DE0005785802 | EUR | 452 | 71.0000 | 124.090000 | 3,982,296.28 | 3.12 |
| 8 | Mastercard Inc | US57636Q1040 | USD | 100 | 358.0000 | 104.330000 | 3,735,014.00 | 2.92 |
| 9 | Roche Holding AG | CH0012032048 | CHF | 100 | 315.6000 | 115.370000 | 3,641,077.20 | 2.85 |
| 10 | Adidas AG | DE000A1EWWW0 | EUR | 115 | 252.5000 | 124.090000 | 3,603,263.38 | 2.82 |
| 11 | Anheuser Busch Inbev NV | BE0974293251 | EUR | 590 | 48.7950 | 124.090000 | 3,572,433.21 | 2.80 |
| 12 | Merck KGaA | DE0006599905 | EUR | 250 | 113.3500 | 124.090000 | 3,516,400.38 | 2.75 |
| 13 | Schneider Electric SE | FR0000121972 | EUR | 265 | 103.7000 | 124.090000 | 3,410,055.25 | 2.67 |
| 14 | SANOFI SA | FR0000120578 | EUR | 320 | 84.8600 | 124.090000 | 3,369,688.77 | 2.64 |
| 15 | Deutsche Post AG | DE0005552004 | EUR | 690 | 38.0000 | 124.090000 | 3,253,639.80 | 2.55 |
| 16 | Zurich Insurance Group AG | CH0011075394 | CHF | 80 | 334.0000 | 115.370000 | 3,082,686.40 | 2.41 |
| 17 | GlaxoSmithKline plc | GB0009252882 | GBP | 1,470 | 14.7200 | 138.820000 | 3,003,842.69 | 2.35 |
| 18 | Biogen Inc | US09062X1037 | USD | 100 | 287.6400 | 104.330000 | 3,000,948.12 | 2.35 |
| 19 | LVMH Moet Hennessy Louis Vuitton SE | FR0000121014 | EUR | 60 | 392.8000 | 124.090000 | 2,924,553.12 | 2.29 |
| 20 | Pfizer Inc | US7170811035 | USD | 735 | 37.7600 | 104.330000 | 2,895,533.09 | 2.27 |
| 21 | Siemens AG | DE0007236101 | EUR | 200 | 115.5800 | 124.090000 | 2,868,464.44 | 2.25 |
| 22 | Diageo PLC | GB0002374006 | GBP | 800 | 25.0950 | 138.820000 | 2,786,950.32 | 2.18 |
| 23 | Unilever NV | NL0000388619 | EUR | 455 | 48.5100 | 124.090000 | 2,738,920.68 | 2.14 |
| 24 | Intercontinental Exchange Inc | US45866F1049 | USD | 235 | 105.8100 | 104.330000 | 2,594,201.97 | 2.03 |
| 25 | Allianz SE | DE0008404005 | EUR | 115 | 181.6600 | 124.090000 | 2,592,351.78 | 2.03 |
| 26 | HeidelbergCement AG | DE0006047004 | EUR | 360 | 53.1600 | 124.090000 | 2,374,784.78 | 1.86 |
| 27 | Volkswagen Ag | DE0007664039 | EUR | 135 | 138.9400 | 124.090000 | 2,327,543.72 | 1.82 |
| 28 | Goldman Sachs Group Inc | US38141G1040 | USD | 102 | 204.6900 | 104.330000 | 2,178,241.39 | 1.71 |
| 29 | AXA SA | FR0000120628 | EUR | 965 | 17.0740 | 124.090000 | 2,044,557.72 | 1.60 |
| 30 | Henkel AG & Co KGaA | DE0006048432 | EUR | 190 | 85.5800 | 124.090000 | 2,017,728.22 | 1.58 |
| 31 | Berkshire Hathaway Inc | US0846707026 | USD | 88 | 218.0000 | 104.330000 | 2,001,466.72 | 1.57 |
| 32 | TOTAL SA | FR0000120271 | EUR | 455 | 33.1000 | 124.090000 | 1,868,857.45 | 1.46 |
| 33 | Bayerische Motoren Werke AG | DE0005190003 | EUR | 235 | 60.3200 | 124.090000 | 1,759,000.57 | 1.38 |
| 34 | BASF SE | DE000BASF111 | EUR | 260 | 51.0000 | 124.090000 | 1,645,433.40 | 1.29 |
| 35 | Fresenius SE & Co KGaA | DE0005785604 | EUR | 340 | 38.6500 | 124.090000 | 1,630,666.69 | 1.28 |
| 36 | Daimler AG | DE0007100000 | EUR | 300 | 42.5600 | 124.090000 | 1,584,381.12 | 1.24 |
| 37 | BNP Paribas SA | FR0000131104 | EUR | 345 | 36.5650 | 124.090000 | 1,565,386.04 | 1.23 |
| 38 | British Petroleum PLC | GB0007980591 | GBP | 4,250 | 2.6420 | 138.820000 | 1,558,740.37 | 1.22 |
| 39 | EXXON MOBIL CORP | US30231G1022 | USD | 350 | 39.9300 | 104.330000 | 1,458,063.92 | 1.14 |
| 40 | BOEING | US0970231058 | USD | 75 | 171.8200 | 104.330000 | 1,344,448.55 | 1.05 |
| 41 | ING Groep NV | NL0011821202 | EUR | 1,530 | 6.8040 | 124.090000 | 1,291,791.79 | 1.01 |
| 42 | Raytheon Technologies Corp | US75513E1010 | USD | 200 | 60.9200 | 104.330000 | 1,271,156.72 | 1.00 |
| 43 | Royal Dutch Shell PLC | GB00B03MLX29 | EUR | 820 | 12.4800 | 124.090000 | 1,269,887.42 | 0.99 |
| 44 | Lloyds Banking Group PLC | GB0008706128 | GBP | 27,850 | 0.2835 | 138.820000 | 1,096,049.84 | 0.86 |
| 45 | Telefonica SA | ES0178430E18 | EUR | 2,200 | 3.3490 | 124.090000 | 914,270.30 | 0.72 |
| 46 | Otis Worldwide Corporation | US68902V1070 | USD | 100 | 62.8600 | 104.330000 | 655,818.38 | 0.51 |
| 47 | Carrier Global Corporation | US14448C1045 | USD | 200 | 29.8400 | 104.330000 | 622,641.44 | 0.49 |
| 48 | Wirecard AG | DE0007472060 | EUR | 280 | 0.6100 | 124.090000 | 21,194.57 | 0.02 |