

Goals of the Fund

The Fund is created having in mind the clients who wish to harvest an attractive return by using the global growth of world economy, especially in the most developed economies of the world, such as the USA, Germany and Switzerland. Our goal is to build in our portfolio with the shares of the companies in Stoxx Euro 50 and DOWJ indexes. The return will be effectuated through investing the Fund's assets into shares of large companies that create global demand and are the main driving forces of economic development. Through investing in the Fund, the clients will be able to achieve diversification of their capital and accomplish their personal financial goals, while having high liquidity of the investment. *

* Detailed information can be found in the Prospectus.

Information about the Fund

Name of the Fund	WVP Top Invest
Inception Date	29.3.2018
Currency of the shares	LEK
Net value	105,129,211.00
Unit Price	1,062.4461
Fund Type	Accumulation
Custody Bank	First Investment Bank Albania
Subcustody Bank	First Investment Bank Bulgaria
	Clearstream
Benchmark	WVP Benchmark
Standard deviation	12.27%
Risk class	5

Fees

Fees paid by investor:

up to 2.035.000	5.0%
2.035.001 - 3.400.000	4.5%
3.400.001 - 6.800.000	4.0%
6.800.001 - 13.600.000	3.5%
13.600.001 - 34.000.000	3.0%
34.000.001 - 68.000.000	2.5%
68.000.001 - 136.000.000	2.0%
136.000.001 - 340.000.000	1.5%
over 340.000.000	1.0%

Exit fee not chargeable (0%)

Fees paid by the Fund:

Management fee	2% annually
Custody bank fee	0,2% annually

Performance

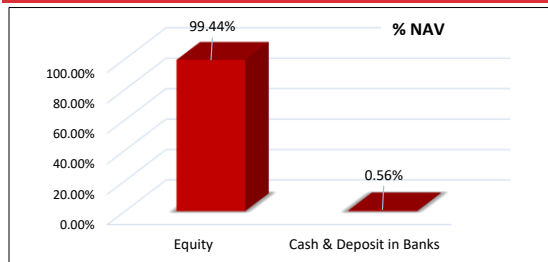
	WVP Top Invest %	WVP Benchmark ** %
1M	1.85%	-0.33%
3M	4.24%	2.09%
6M	1.75%	2.17%
1 Year	6.03%	10.37%
YTD	18.34%	18.57%

Total Return since inception % 6.24%

**WVP Benchmark Calculation : 30 % DOWJ / 70 % Stoxx Europe 50

Source of data: The Wall Street Journal
<http://quotes.wsj.com/index/DJIA/>
<http://quotes.wsj.com/index/XX/SX5P/>

Exposure by Type of Instrument



The fund is not listed on the stock exchange and can not be traded. Official information, purchase and sale of units are done direct through WVP Fund Management Tirana

For purchase of units of WVP Top Invest please follow these payment instructions:

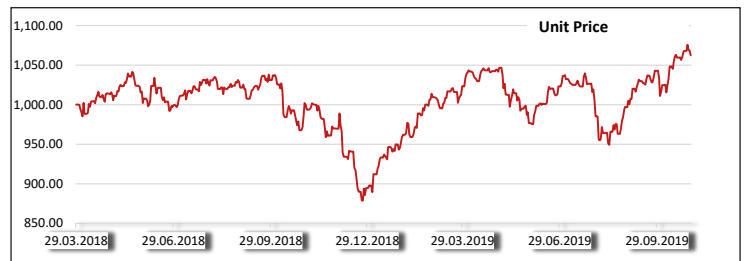
IBAN AL1821511031ALL1000011282800
 SWIFT FINVALTR

The Portfolio Structure Report of the Fund is issued on a quarterly basis and is published on the web-site of the Company. The returns published in the report have been actually accomplished in the past and should be taken as an indicator, i.e. are not a guarantee for future returns. Detailed information on the Funds can be obtained from the Prospectus and the Statute of the Fund, published on the web-site www.wvpfunds.al, by phone at +355 (4) 22 24 525 or at the following email address: contact@wvpfunds.al

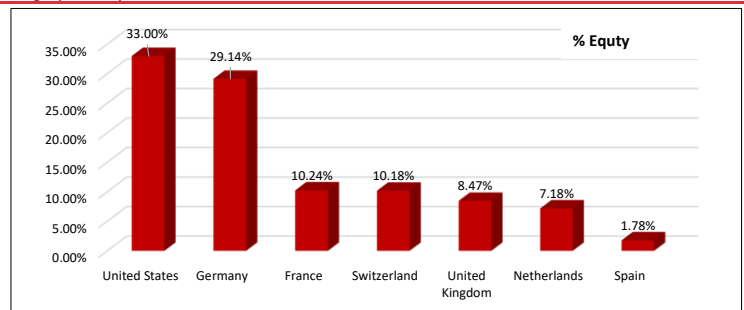
Top 10 Holdings

Procter & Gamble Co/The	4.32%
Apple Inc	3.92%
Nestle	3.68%
Walmart Inc	3.63%
Diageo PLC	3.44%
Zurich Insurance Group AG	3.28%
Facebook Inc	3.22%
Roche Holding AG	3.16%
Merck KGaA	3.14%
SANOFI SA	3.10%
	34.89%

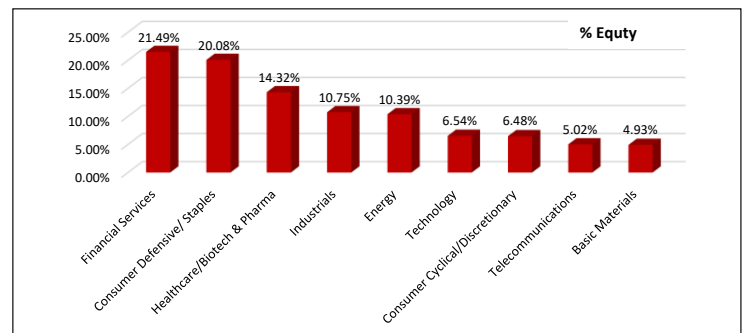
Unit price



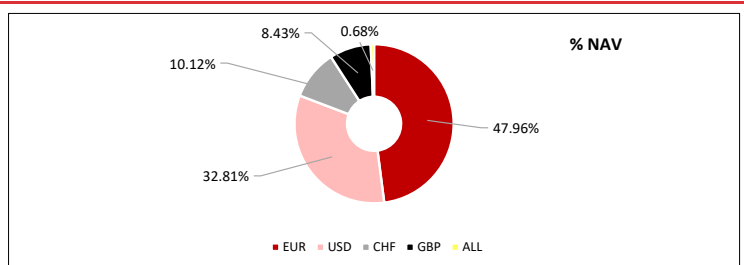
Geographic Exposure



Sectoral Exposure



Currency Exposure



No.	Name Of The Company	ISIN	Currency	No. Of Shares	Price	Exchange Rate	Value in ALL	% NAV
1	Procter & Gamble Co/The	US7427181091	USD	330	124.5100	110.440000	4,537,791.85	4.32
2	Apple Inc	US0378331005	USD	150	248.8100	110.440000	4,121,786.46	3.92
3	Nestle	CH0038863350	CHF	328	105.3200	111.910000	3,865,926.47	3.68
4	Walmart Inc	US9311421039	USD	295	117.2600	110.440000	3,820,307.35	3.63
5	Diageo PLC	GB0002374006	GBP	800	31.6450	143.030000	3,620,947.48	3.44
6	Zurich Insurance Group AG	CH0011075394	CHF	80	385.5000	111.910000	3,451,304.40	3.28
7	Facebook Inc	US30303M1027	USD	160	191.6800	110.440000	3,387,062.27	3.22
8	Roche Holding AG	CH0012032048	CHF	100	296.7500	111.910000	3,320,929.25	3.16
9	Merck KGaA	DE0006599905	EUR	250	107.1000	123.250000	3,300,018.75	3.14
10	SANOFI SA	FR0000120578	EUR	320	82.6200	123.250000	3,258,532.80	3.10
11	UNITED TECHNOLOGIES CORP	US9130171096	USD	200	143.5100	110.440000	3,169,848.88	3.02
12	Pfizer Inc	US7170811035	USD	735	38.3900	110.440000	3,116,246.83	2.96
13	Allianz SE	DE0008404005	EUR	115	219.7500	123.250000	3,114,681.56	2.96
14	British Petroleum PLC	GB0007980591	GBP	4,250	4.8930	143.030000	2,974,344.61	2.83
15	Unilever NV	NL0000388619	EUR	455	52.9400	123.250000	2,968,809.03	2.82
16	HeidelbergCement AG	DE0006047004	EUR	360	66.6600	123.250000	2,957,704.20	2.81
17	Volkswagen Ag	DE0007664039	EUR	135	170.6400	123.250000	2,839,236.30	2.70
18	AXA SA	FR0000120628	EUR	965	23.6800	123.250000	2,816,410.40	2.68
19	BOEING	US0970231058	USD	75	339.9600	110.440000	2,815,888.68	2.68
20	Schneider Electric SE	FR0000121972	EUR	265	83.2600	123.250000	2,719,375.68	2.59
21	Deutsche Post AG	DE0005552004	EUR	690	31.8100	123.250000	2,705,201.93	2.57
22	TOTAL SA	FR0000120271	EUR	455	47.1350	123.250000	2,643,271.88	2.51
23	Royal Dutch Shell PLC	GB00B03MLX29	EUR	820	26.0300	123.250000	2,630,721.95	2.50
24	EXXON MOBIL CORP	US30231G1022	USD	350	67.5600	110.440000	2,611,464.24	2.48
25	Siemens AG	DE0007236101	EUR	200	103.3800	123.250000	2,548,317.00	2.42
26	Intercontinental Exchange Inc	US45866F1049	USD	235	94.2600	110.440000	2,446,367.48	2.33
27	Goldman Sachs Group Inc	US38141G1040	USD	102	213.3900	110.440000	2,403,812.74	2.29
28	Lloyds Banking Group PLC	GB0008706128	GBP	27,850	0.5679	143.030000	2,262,164.63	2.15
29	BASF SE	DE000BASF111	EUR	260	68.3800	123.250000	2,191,237.10	2.08
30	Henkel AG & Co KGaA	DE0006048432	EUR	190	93.1600	123.250000	2,181,574.30	2.08
31	Berkshire Hathaway Inc	US0846707026	USD	88	212.5000	110.440000	2,065,228.00	1.96
32	BNP Paribas SA	FR0000131104	EUR	345	46.8100	123.250000	1,990,419.71	1.89
33	Bayerische Motoren Werke AG	DE0005190003	EUR	235	68.7200	123.250000	1,990,388.90	1.89
34	Fresenius SE & Co KGaA	DE0005785604	EUR	340	47.1300	123.250000	1,974,982.65	1.88
35	Daimler AG	DE0007100000	EUR	300	52.4900	123.250000	1,940,817.75	1.85
36	ING Groep NV	NL0011821202	EUR	1,530	10.1280	123.250000	1,909,862.28	1.82
37	Telefonica SA	ES0178430E18	EUR	2,200	6.8750	123.250000	1,864,156.25	1.77