

Goals of the Fund

The Fund is created having in mind the clients who wish to harvest an attractive return by using the global growth of world economy, especially in the most developed economies of the world, such as the USA, Germany and Switzerland. Our goal is to build in our portfolio with the shares of the companies in Stoxx Euro 50 and DOWJ indexes. The return will be effectuated through investing the Fund's assets into shares of large companies that create global demand and are the main driving forces of economic development. Through investing in the Fund, the clients will be able to achieve diversification of their capital and accomplish their personal financial goals, while having high liquidity of the investment. *

* Detailed information can be found in the Prospectus.

Information about the Fund

Name of the Fund	WVP Top Invest
Inception Date	3/29/2018
Currency of the shares	LEK
Net value	125,008,627.83
Unit Price	886.9587
Fund Type	Accumulation
Custody Bank	First Investment Bank Albania
Subcustody Bank	First Investment Bank Bulgaria
	Clearstream
Benchmark	WVP Benchmark
Standard deviation	18,12%
Risk class	6

Fees

Fees paid by investor:

up to 2.035.000	5.0%
2.035.001 - 3.400.000	4.5%
3.400.001 - 6.800.000	4.0%
6.800.001 - 13.600.000	3.5%
13.600.001 - 34.000.000	3.0%
34.000.001 - 68.000.000	2.5%
68.000.001 - 136.000.000	2.0%
136.000.001 - 340.000.000	1.5%
over 340.000.000	1.0%

Exit fee

not chargeable (0%)

Fees paid by the Fund:

Management fee	2% annually
Custody bank fee	0.2% annually

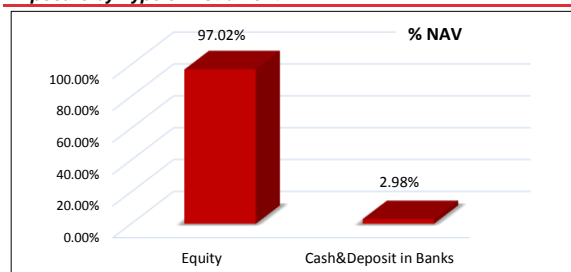
Performance

	WVP Top Invest %	WVP Benchmark ** %
1M	-5,36	-8,76%
3M	-2,91	-7,13%
6M	-2,86	-5,89%
1 Year	-16,52	-16,61%
YTD	-18,11	-19,50%

Total Return since inception % -11,30

**WVP Benchmark Calculation : 30 % DOWJ / 70 % Stoxx Europe 50 - 2.5 % TER
Source of data: The Wall Street Journal
<http://quotes.wsj.com/index/DJIA/>
<http://quotes.wsj.com/index/XX/SX5P/>

Exposure by Type of Instrument



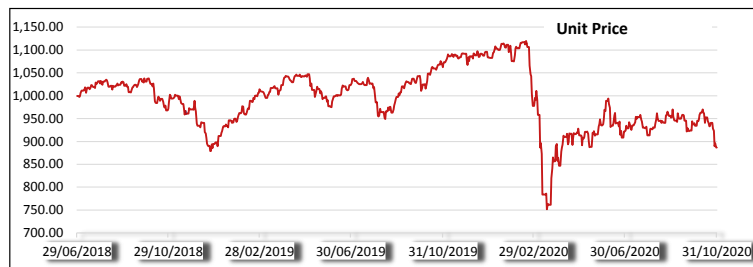
The fund is not listed on the stock exchange and can not be traded. Official information, purchase and sale of units are done direct through WVP Fund Management Tirana
For purchase of units of WVP Top Invest please follow these payment instructions:
IBAN **AL1821511031ALL1000011282800**
SWIFT **FINVALTR**

The Portfolio Structure Report of the Fund is issued on a quarterly basis and is published on the web-site of the Company. The returns published in the report have been actually accomplished in the past and should be taken as an indicator, i.e. are not a guarantee for future returns. Detailed information on the Funds can be obtained from the Prospectus and the Statute of the Fund, published on the web-site www.wvpfunds.al, by phone at +355 (4) 22 24 525 or at the following email address: contact@wvpfunds.al

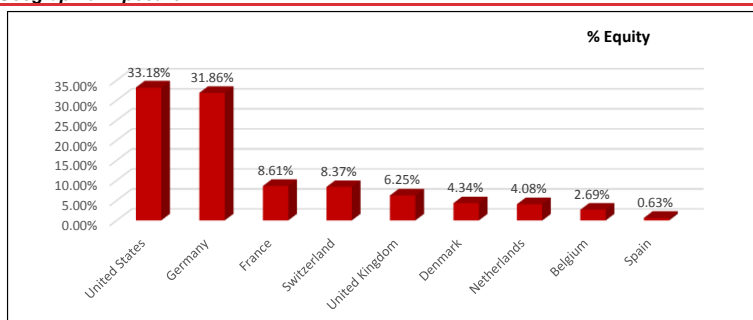
Top 10 Holdings

Apple Inc	5.55%
Novo Nordisk A/S	4.21%
Procter & Gamble Co/The	3.84%
Facebook Inc	3.58%
Walmart Inc	3.48%
Merck KGaA	3.16%
Nestle	3.13%
Fresenius Medical Care AG & Co. KGaA	2.94%
Adidas AG	2.91%
Schneider Electric SE	2.74%
Total	35.54%

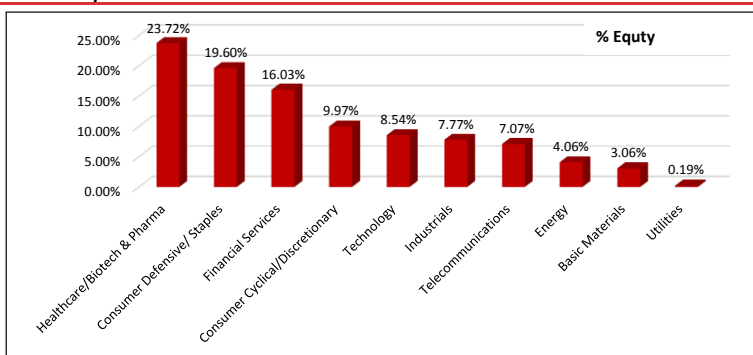
Unit price



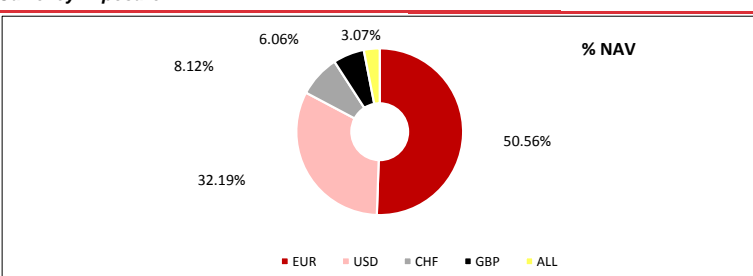
Geographic Exposure



Sectoral Exposure



Currency Exposure



No.	Name Of The Company	ISIN	Currency	No. Of Shares	Price	Exchange Rate	Value in ALL	%NAV
1	Apple Inc	US0378331005	USD	600	108.8900	106.160000	6,935,857.44	5.55
2	Novo Nordisk A/S	DK0060534915	EUR	770	55.1500	123.930000	5,262,749.42	4.21
3	Procter & Gamble Co/The	US7427181091	USD	330	137.0700	106.160000	4,801,945.90	3.84
4	Facebook Inc	US30303M1027	USD	160	263.5000	106.160000	4,475,705.60	3.58
5	Walmart Inc	US9311421039	USD	295	138.7900	106.160000	4,346,514.19	3.48
6	Merck KGaA	DE0006599905	EUR	250	127.4000	123.930000	3,947,170.50	3.16
7	Nestle	CH0038863350	CHF	328	103.0800	115.870000	3,917,592.51	3.13
8	Fresenius Medical Care AG & Co. KGaA	DE0005785802	EUR	452	65.6600	123.930000	3,678,034.20	2.94
9	Adidas AG	DE000A1EWWW0	EUR	115	255.5000	123.930000	3,641,373.23	2.91
10	Schneider Electric SE	FR0000121972	EUR	265	104.2000	123.930000	3,422,079.09	2.74
11	Roche Holding AG	CH0012032048	CHF	100	294.5000	115.870000	3,412,371.50	2.73
12	Deutsche Telekom AG	DE0005557508	EUR	2,054	13.0750	123.930000	3,328,270.28	2.66
13	Anheuser Busch Inbev NV	BE0974293251	EUR	590	44.5600	123.930000	3,258,169.27	2.61
14	Deutsche Post AG	DE0005552004	EUR	690	38.1000	123.930000	3,257,995.77	2.61
15	SANOFI SA	FR0000120578	EUR	320	77.3700	123.930000	3,068,308.51	2.45
16	Mastercard Inc	US57636Q1040	USD	100	288.9600	106.160000	3,067,599.36	2.45
17	LVMH Moet Hennessy Louis Vuitton SE	FR0000121014	EUR	60	402.3000	123.930000	2,991,422.34	2.39
18	Zurich Insurance Group AG	CH0011075394	CHF	80	304.0000	115.870000	2,817,958.40	2.25
19	Pfizer Inc	US7170811035	USD	735	35.4800	106.160000	2,768,419.25	2.21
20	Diageo PLC	GB0002374006	GBP	800	24.9800	137.480000	2,747,400.32	2.20
21	Unilever NV	NL0000388619	EUR	455	48.5400	123.930000	2,737,080.80	2.19
22	Biogen Inc	US09062X1037	USD	100	252.0700	106.160000	2,675,975.12	2.14
23	GlaxoSmithKline plc	GB0009252882	GBP	1,470	12.9180	137.480000	2,610,670.96	2.09
24	Siemens AG	DE0007236101	EUR	200	100.8800	123.930000	2,500,411.68	2.00
25	Intercontinental Exchange Inc	US45866F1049	USD	235	94.3600	106.160000	2,354,055.54	1.88
26	HeidelbergCement AG	DE0006047004	EUR	360	49.1200	123.930000	2,191,478.98	1.75
27	Allianz SE	DE0008404005	EUR	115	151.2000	123.930000	2,154,894.84	1.72
28	Volkswagen Ag	DE0007664039	EUR	135	125.0600	123.930000	2,092,322.58	1.67
29	Goldman Sachs Group Inc	US38141G1040	USD	102	189.1200	106.160000	2,047,851.88	1.64
30	Henkel AG & Co KGaA	DE0006048432	EUR	190	83.4200	123.930000	1,964,265.71	1.57
31	Berkshire Hathaway Inc	US0846707026	USD	88	202.1900	106.160000	1,888,875.16	1.51
32	Bayerische Motoren Werke AG	DE0005190003	EUR	235	58.6600	123.930000	1,708,387.44	1.37
33	Daimler AG	DE0007100000	EUR	300	44.5950	123.930000	1,657,997.51	1.33
34	AXA SA	FR0000120628	EUR	965	13.7960	123.930000	1,649,897.44	1.32
35	BASF SE	DE000BASF111	EUR	260	47.1000	123.930000	1,517,646.78	1.21
36	TOTAL SA	FR0000120271	EUR	455	25.8150	123.930000	1,455,660.09	1.16
37	Fresenius SE & Co KGaA	DE0005785604	EUR	340	31.8500	123.930000	1,342,037.97	1.07
38	BNP Paribas SA	FR0000131104	EUR	345	29.8500	123.930000	1,276,262.12	1.02
39	EXXON MOBIL CORP	US30231G1022	USD	350	32.6600	106.160000	1,213,514.96	0.97
40	Raytheon Technologies Corp	US75513E1010	USD	200	54.3200	106.160000	1,153,322.24	0.92
41	BOEING	US0970231058	USD	75	144.3000	106.160000	1,148,916.60	0.92
42	British Petroleum PLC	GB0007980591	GBP	4,250	1.9654	137.480000	1,148,363.57	0.92
43	ING Groep NV	NL0011821202	EUR	1,530	5.8590	123.930000	1,110,941.98	0.89
44	Royal Dutch Shell PLC	GB00B03MLX29	EUR	820	10.8820	123.930000	1,105,857.13	0.88
45	Lloyds Banking Group PLC	GB0008706128	GBP	27,850	0.2803	137.480000	1,073,026.24	0.86
46	Telefonica SA	ES0178430E18	EUR	2,200	2.8050	123.930000	764,772.03	0.61
47	Carrier Global Corporation	US14448C1045	USD	200	33.3700	106.160000	708,511.84	0.57
48	Otis Worldwide Corporation	US68902V1070	USD	100	61.2500	106.160000	650,230.00	0.52
49	Siemens Energy AG	DE00ENER6Y0	EUR	100	18.685	123.93	231563.205	0.19