

Goals of the Fund

The Fund is created having in mind the clients who wish to harvest an attractive return by using the global growth of world economy, especially in the most developed economies of the world, such as the USA, Germany and Switzerland. Our goal is to build in our portfolio with the shares of the companies in Stoxx Euro 50 and DOWJ indexes. The return will be effectuated through investing the Fund's assets into shares of large companies that create global demand and are the main driving forces of economic development. Through investing in the Fund, the clients will be able to achieve diversification of their capital and accomplish their personal financial goals, while having high liquidity of the investment. *

* Detailed information can be found in the Prospectus.

Information about the Fund

Name of the Fund	WVP Top Invest
Inception Date	29/03/2018
Currency of the shares	LEK
Net value	190,538,579.55
Unit Price	1,205.3929
Fund Type	Accumulation
Custody Bank	First Investment Bank Albania
Subcustody Bank	First Investment Bank Bulgaria
Benchmark	WVP Benchmark
Standard deviation	16,45%
Risk class	6

Fees

Fees paid by investor:

up to 2.035.000	5.0%
2.035.001 - 3.400.000	4.5%
3.400.001 - 6.800.000	4.0%
6.800.001 - 13.600.000	3.5%
13.600.001 - 34.000.000	3.0%
34.000.001 - 68.000.000	2.5%
68.000.001 - 136.000.000	2.0%
136.000.001 - 340.000.000	1.5%
over 340.000.000	1.0%

Exit fee not chargeable (0%)

Fees paid by the Fund:

Management fee	2% annually
Custody bank fee	0,2% annually

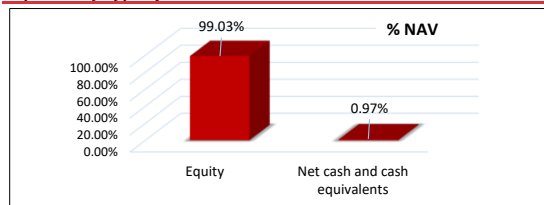
Performance

WVP Top Invest %		WVP Benchmark ** %	
1M	4,00		3,41%
3M	6,68		6,70%
6M	5,26		6,63%
1 Year	20,51		21,94%
YTD	20,51		21,94%

Total Return since inception % 20,54

**WVP Benchmark Calculation : 30 % DOWJ / 70 % Stoxx Europe 50 - 2.5 % TER
Source of data: The Wall Street Journal
<http://quotes.wsj.com/index/DJIA/>

Exposure by Type of Instrument



The fund is not listed on the stock exchange and can not be traded. Official information, purchase and sale of units are done direct through WVP Fund Management Tirana
For purchase of units of WVP Top Invest please follow these payment instructions:

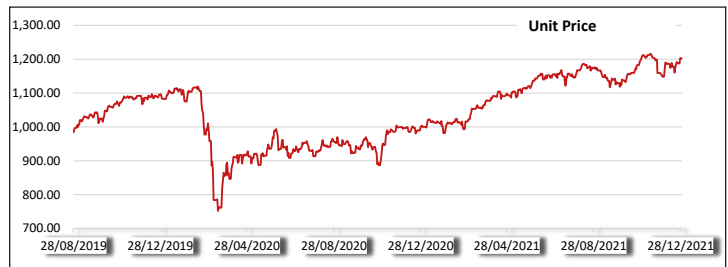
IBAN **AL1821511031ALL1000011282800**

The Portfolio Structure Report of the Fund is issued on a quarterly basis and is published on the web-site of the Company. The returns published in the report have been actually accomplished in the past and should be taken as an indicator, i.e. are not a guarantee for future returns. Detailed information on the Funds can be obtained from the Prospectus and the Statute of the Fund, published on the web-site www.wvpfunds.al, by phone at +355 (4) 22 24 525 or at the following email address: contact@wvpfunds.al

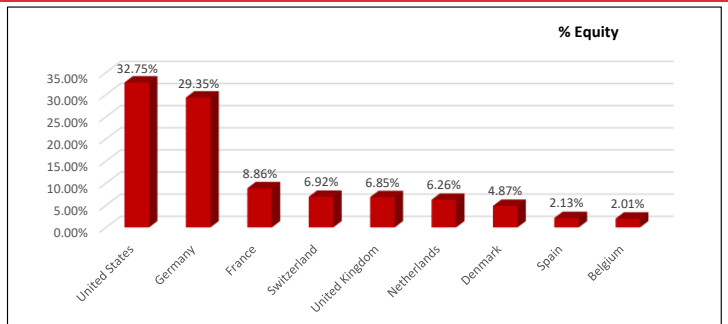
Top 10 Holdings

Novo Nordisk A/S	4.82%
Merck KGaA	3.62%
Apple Inc	3.28%
Facebook Inc	3.01%
Schneider Electric SE	2.90%
LVMH Moet Hennessy Louis Vuitton SE	2.76%
Nestle	2.56%
Procter & Gamble Co/The	2.50%
SAP SE	2.47%
Deutsche Post AG	2.46%
30.38%	

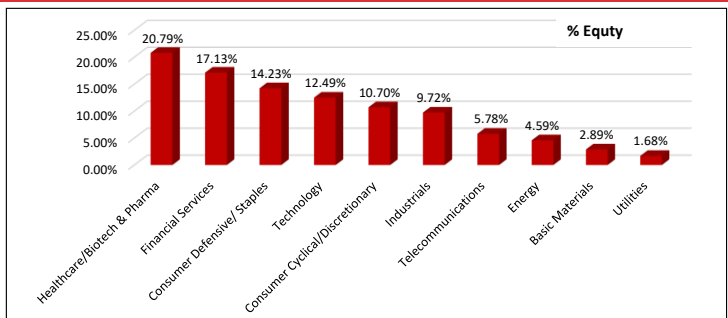
Unit price



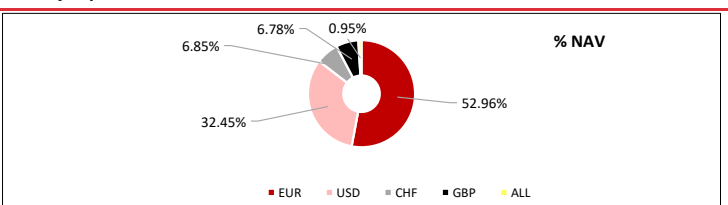
Geographic Exposure



Sectoral Exposure



Currency Exposure



No.	Name Of The Company	ISIN	Currency	No. Of Shares	Price	Exchange Rate	Value in ALL	%NAV
1	Novo Nordisk A/S	DK0060534915	EUR	770	98.8600	120.760000	9,192,516.87	4.82
2	Merck KGaA	DE0006599905	EUR	250	228.2000	120.760000	6,889,358.00	3.62
3	Apple Inc	US0378331005	USD	330	177.5900	106.540000	6,243,744.74	3.28
4	Facebook Inc	US30303M1027	USD	160	336.3200	106.540000	5,733,045.25	3.01
5	Schneider Electric SE	FR0000121972	EUR	265	172.4000	120.760000	5,517,041.36	2.90
6	LVMH Moët Hennessy Louis Vuitton S	FR0000121014	EUR	60	726.5000	120.760000	5,263,928.40	2.76
7	Nestle	CH0038863350	CHF	328	127.4400	116.820000	4,883,113.38	2.56
8	Procter & Gamble Co/The	US7427181091	USD	273	163.5600	106.540000	4,757,211.30	2.50
9	SAP SE	DE0007164600	EUR	313	124.3200	120.760000	4,699,032.44	2.47
10	Deutsche Post AG	DE0005552004	EUR	690	56.3400	120.760000	4,694,496.70	2.46
11	Diageo PLC	GB0002374006	GBP	800	40.3600	143.950000	4,647,857.60	2.44
12	Pfizer Inc	US7170811035	USD	735	59.0400	106.540000	4,623,239.38	2.43
13	Walmart Inc	US9311421039	USD	295	144.7100	106.540000	4,548,134.00	2.39
14	Roche Holding AG	CH0012032048	CHF	100	379.1000	116.820000	4,428,646.20	2.32
15	Microsoft Corp	US5949181045	USD	121	336.2100	106.540000	4,334,197.42	2.27
16	Goldman Sachs Group Inc	US38141G1040	USD	102	382.4700	106.540000	4,156,332.09	2.18
17	Deutsche Telekom AG	DE0005557508	EUR	2,054	16.2760	120.760000	4,037,115.97	2.12
18	Airbus SE	NL0000235190	EUR	285	112.2800	120.760000	3,864,295.85	2.03
19	Mastercard Inc	US57636Q1040	USD	100	359.3200	106.540000	3,828,195.28	2.01
20	Anheuser Busch Inbev NV	BE0974293251	EUR	590	53.1700	120.760000	3,788,277.43	1.99
21	Zurich Insurance Group AG	CH0011075394	CHF	80	400.4000	116.820000	3,741,978.24	1.96
22	Siemens AG	DE0007236101	EUR	200	152.1400	120.760000	3,674,485.28	1.93
23	Amazon.com Inc	US0231351067	USD	10	3,334.1800	106.540000	3,552,235.37	1.86
24	Adidas AG	DE000A1EWWW0	EUR	115	253.6500	120.760000	3,522,539.01	1.85
25	Intercontinental Exchange Inc	US45866F1049	USD	235	136.7800	106.540000	3,424,547.18	1.80
26	SANOFI SA	FR0000120578	EUR	320	88.5700	120.760000	3,422,628.22	1.80
27	GlaxoSmithKline plc	GB0009252882	GBP	1,470	16.0660	143.950000	3,399,670.03	1.78
28	Fresenius Medical Care AG & Co. KG	DE0005785802	EUR	452	57.2600	120.760000	3,125,452.36	1.64
29	AXA SA	FR0000120628	EUR	965	26.1800	120.760000	3,050,844.41	1.60
30	Volkswagen Ag	DE0007664039	EUR	135	177.4200	120.760000	2,892,407.29	1.52
31	Allianz SE	DE0008404005	EUR	115	207.7000	120.760000	2,884,412.98	1.51
32	Iberdrola SA	ES0144580Y14	EUR	2,268	10.4050	120.760000	2,849,759.69	1.50
33	Berkshire Hathaway Inc	US0846707026	USD	88	298.9500	106.540000	2,802,811.70	1.47
34	HeidelbergCement AG	DE0006047004	EUR	360	59.7000	120.760000	2,595,373.92	1.36
35	Unilever PLC	GB00B10RZP78	EUR	455	47.0350	120.760000	2,584,375.70	1.36
36	Biogen Inc	US09062X1037	USD	100	239.9200	106.540000	2,556,107.68	1.34
37	BNP Paribas SA	FR0000131104	EUR	345	60.6500	120.760000	2,526,812.43	1.33
38	Bayerische Motoren Werke AG	DE0005190003	EUR	235	88.5600	120.760000	2,513,208.82	1.32
39	TOTAL SA	FR0000120271	EUR	455	44.6300	120.760000	2,452,231.05	1.29
40	Daimler AG	DE0007100000	EUR	300	67.6800	120.760000	2,451,911.04	1.29
41	EXXON MOBIL CORP	US30231G1022	USD	350	61.1800	106.540000	2,281,341.02	1.20
42	ING Groep NV	NL0011821202	EUR	1,530	12.2400	120.760000	2,261,496.67	1.19
43	British Petroleum PLC	GB0007980591	GBP	4,250	3.3050	143.950000	2,021,957.69	1.06
44	BASF SE	DE000BASF111	EUR	260	61.6500	120.760000	1,935,662.04	1.02
45	Lloyds Banking Group PLC	GB0008706128	GBP	27,850	0.4780	143.950000	1,916,305.59	1.01
46	Royal Dutch Shell PLC	GB00B03MLX29	EUR	820	19.3080	120.760000	1,911,939.95	1.00
47	Raytheon Technologies Corp	US75513E1010	USD	200	86.0400	106.540000	1,833,340.32	0.96
48	Visa Inc	US92826C8394	USD	75	216.6800	106.540000	1,731,381.54	0.91
49	Henkel AG & Co KGaA	DE0006048432	EUR	190	71.2200	120.760000	1,634,100.17	0.86
50	BOEING	US0970231058	USD	75	201.2900	106.540000	1,608,407.75	0.84
51	Salesforce.Com Inc	US79466L3024	USD	58	254.1300	106.540000	1,570,350.59	0.82
52	Fresenius SE & Co KGaA	DE0005785604	EUR	340	35.3700	120.760000	1,452,235.61	0.76
53	ASML Holding NV	NL0010273215	EUR	14	706.7000	120.760000	1,194,775.29	0.63
54	Carrier Global Corporation	US14448C1045	USD	200	54.2400	106.540000	1,155,745.92	0.61
55	Telefonica SA	ES0178430E18	EUR	2,438	3.8510	120.760000	1,133,784.00	0.60
56	Rio Tinto PLC	GB0007188757	GBP	132	49.0050	143.950000	931,163.61	0.49
57	Otis Worldwide Corporation	US68902V1070	USD	100	87.0700	106.540000	927,643.78	0.49
58	Daimler Truck Holding AG	DE000DTROCK8	EUR	150	32.2900	120.760000	584,901.06	0.31
59	Siemens Energy AG	DE00ENER6Y0	EUR	100	22.5300	120.760000	272,072.28	0.14
60	VIATRIS INC ORD REG	US92556V1061	USD	91	13.5300	106.540000	131,175.24	0.07
61	IBERDROLA SA-INTERIM	ES0144583236	EUR	31	10.4050	120.760000	38,951.74	0.02